

LEADER GUIDE

ELEMENTARY • QUARTER 5



ELEMENTARY

QUARTER 5

LEADER GUIDE





Group resources really work!

This Group resource incorporates our R.E.A.L. approach to ministry. It reinforces a growing friendship with Jesus, encourages long-term learning, and results in life transformation, because it's:

Relational

Person-to-person interaction enhances spiritual growth and builds Christian friendships.

Experiential

What we experience through action and discussion sticks with us up to 9 times longer than what we simply hear or read.

Applicable

The aim of ministry is to equip people to be both hearers and doers of God's Word.

Lifelong

Experiences transform the heart, moving faith beyond the walls of church and into everyday life for years to come.



Leader Guide Elementary—Quarter 5

Copyright © 2021 Group Publishing, Inc./0000 0001 0362 4853

Visit our website: group.com/SimplyLoved



All rights reserved. No part of this book may be reproduced in any manner whatsoever without prior written permission from the publisher, except where noted in the text and in the case of brief quotations embodied in critical articles and reviews. For information, visit group.com/permissions.

This creative team is simply honored to create Simply Loved for you:

Laura Baldwin-Stout, Adam Bohlmeier, Jody Brolsma, Lyndsay Gerwing, Jessica Goldsmith, Becky Helzer, Jennifer Hooks, Charity Kauffman, Mikal Keefer, Jan Kershner, Steve Kyle, Peggy Naylor, Joani Schultz, Rodney Stewart, and Jeff Storm.

Unless otherwise indicated, all Scripture quotations are taken from the *Holy Bible*, New Living Translation, copyright © 1996, 2004, 2015 by Tyndale House Foundation. Used by permission of Tyndale House Publishers, a Division of Tyndale House Ministries, Carol Stream, Illinois 60188. All rights reserved.

ISBN 978-1-4707-6501-9

Printed in the United States of America.

10 9 8 7 6 5 4 3 2 1 26 25 24 23 22 21

Contents

- Welcome to Simply Loved!** 4
 - How It Works 5
 - Our Strategic Approach 7
 - Helping Elementary Kids Become Rooted in Faith 8
 - Supply Closet Inventory 9
 - Take-It-Home Flyer Tips 10

- Unit 1: God Helps David**
 - Lesson 1: Samuel Anoints David as King 11
 - Lesson 2: God Helps David Defeat Goliath 21
 - Lesson 3: Jonathan Helps David 31
 - Lesson 4: Abigail Brings Peace 41

- Unit 2: Jesus Helps People in Need**
 - Lesson 5: Jesus Helps a Roman Officer 53
 - Lesson 6: Jesus Heals a Man Born Blind 63
 - Lesson 7: Jesus Heals 10 Men With Leprosy 73
 - Lesson 8: Jesus Feeds People 83

- Unit 3: God’s Good Kings**
 - Lesson 9: God Makes Promises to David 93
 - Lesson 10: Solomon Asks for Wisdom 103
 - Lesson 11: Jehoshaphat Asks God for Help 113
 - Lesson 12: Huldah Gives King Josiah a Message From God 123



Welcome to Simply Loved!

Welcome to Simply Loved Sunday school—where you and your team simply experience God’s love and share it with kids.

“Dear friends, since God loved us that much, we surely ought to love each other. No one has ever seen God. But if we love each other, God lives in us, and his love is brought to full expression in us.”

(1 John 4:11-12)

With Simply Loved, you, your helpers (we call them Crew Guides), and your kids explore a foundational, Jesus-centered journey through God’s story of Love. We believe that faith isn’t a subject to be mastered; it’s a relationship to grow! So every single component of Simply Loved sets the stage for you to more intentionally grow friendship with Jesus and each other. Keep reading to find out what that’ll look like in *your* classroom.

Join our Simply Loved Facebook community to learn from children’s ministry leaders just like you!

 facebook.com/groups/simplylovedteacherslounge



How It Works

Simple Volunteer Roles

You'll need the following volunteers:

Leader: (That's you!) The one person in each teaching space who has looked over the lesson and will direct all activities. The glance-able, structured lessons in this guide allow leaders to spend more time interacting with kids and less time glued to scripts.

Crew Guide: A helper who simply shows up and participates with kids. Crew Guides don't need to be Bible experts—simply people who love Jesus and kids!



A Simple, Flexible Lesson!


Simple Prep for Leaders

Prepare your heart and pray for the kids before each lesson. Plus, check off supplies as you gather them!




Opening Options

Choose from two opening activities—both introduce the day's Bible Point. Each unit creatively uses the same supplies all four weeks. That means you'll need to gather Opening Options supplies only once a month! If you'd like, set up these Opening Options as activity stations in your room. Simply cut apart the cards you'll find in each lesson and place one at each station to guide activity and conversation. Or, do one or both activities with all kids together. You choose!




Sing & Play


Gather kids to sing and discover the Bible Point. Plus, a Bible Memory Buddy connects the Bible verse to kids' everyday lives.



Bible Discovery


We've given you lots of options, but don't skip this part! It's the "meat" of the lesson where kids experience God's greatest gift in an interactive, hands-on way. There's no time to be bored as kids and Connect Crews follow the Leader through a memorable Bible experience. You'll read directly from the Bible throughout the Bible Discovery, so be sure to mark your place ahead of time and choose a kid-friendly translation to read from.





Apply-It Options

Consider your time frame, and take your pick: a game or an activity that lets kids practice Bible skills! Each option applies the Bible Point to everyday kid life.



Friendship Finale

Wrap up your lesson with a gospel-centered Jesus connection, and equip kids to continue faith conversations at home! Plus, affirm kids by name as you give each child a Bible Memory Buddy sticker at the end of each lesson.

A Simple, Flexible Format!

Age-Graded Classrooms

It's simple! You'll need one prepared leader and at least one helper (we call helpers Crew Guides) for each teaching space. We recommend having a media player handy in each space for music and each week's Bible Memory Buddy video.

Age-Graded Classrooms With a Multi-Age Opening

It's simple! Lead the Sing & Play section with all ages together. Set up a media player in your gathering area so that when you're all together, you can sing along with music videos, introduce the Bible Point, and meet the Bible Memory Buddy! Then, disperse to age-graded classrooms for Bible Discovery, Apply-It Options, and the Friendship Finale. You'll need one prepared leader and at least one helper (we call helpers Crew Guides) for each teaching space.

One (big or small) Room With Multi-Age Kids

It's simple! You'll need one prepared leader plus at least one helper (we call helpers Crew Guides). Ideally, you'll have one Crew Guide for every five to eight kids, but it can work with your church's volunteer-to-children ratios. We recommend having a media player handy for music and each week's Bible Memory Buddy video.



Our Strategic Approach

There are “whys” behind every lesson component, and we want to share them with you! Here are the guiding principles behind the creation of Simply Loved Sunday school curriculum.

You may have heard...	But we've found...	That's why...
“It's hard to recruit volunteers.”	When volunteers need less prep time, have fun, and feel like they're making a difference, they'll make serving a priority.	Simply Loved volunteer roles are important, but easy!
“Kids need to be entertained.”	Kids need to be noticed and loved.	Simply Loved lessons are designed to help you listen to kids and get to know them.
“You need a lot of supplies.”	You need only a few supplies used in creative ways.	Simply Loved incorporates minimal supplies each unit but uses them in innovative ways to introduce and apply the day's lesson.
“We need helpers—any warm body will do.”	Helpers don't just assist. Even though they don't need to prep, they serve an important relational purpose and make a big difference in kids' lives.	Simply Loved helpers have a name and an elevated role: they're “Crew Guides”! They participate along with the kids, play a meaningful role in lessons, and make a difference by building friendships with kids.
“Kids are rarely able to remember Scripture.”	Creating a visual and emotional connection to Scripture dramatically helps kids remember and understand why the Bible matters in their everyday lives.	Simply Loved incorporates kid-friendly videos featuring Bible Memory Buddies (animals God created) to help them understand Bible truths and trigger Scripture memory. And Bible Memory Buddies help discoveries stick! (wink, wink)
“Teachers are Bible experts.”	Teachers are channels of friendship who help children understand and experience Jesus' love.	Simply Loved uses human relationships to communicate God's love in a tangible way. Built-in conversation starters help teachers share their personal stories and their own friendship with Jesus.
“Covering a lot of information is intimidating.”	Reaching children is simple when you focus on one Bible Point.	Simply Loved repeats key Bible Points in different ways so truths sink deep. And it combines the repetition of a Bible Point with an auditory and physical response that will stick with kids long after your lesson ends.
“Success requires getting through the whole lesson.”	You'll clearly communicate the key Bible Point no matter how far you get.	With Simply Loved, a palette of Bible-Point-supporting options gives you the freedom to choose what works for your kids and your time frame. So no matter how much of the lesson you complete, the Truth from God's Word shines through.
“Kids'll get bored if you repeat something they've heard before.”	Kids appreciate routine and repetition when it's done in a fun way.	Simply Loved's scope and sequence intentionally repeats the Bible verse and Point for four weeks. This strategically cements Bible learning no matter how often kids attend.

Helping Elementary Kids Become Rooted in Faith

As their Leader, you get to show elementary-age children what loving Jesus looks like! And Simply Loved will help. Simply Loved incorporates the following Age-Level Teaching Tips to create a rich environment where elementary kids grow a lasting friendship with Jesus.

Go Deeper

As kids get older, we may be tempted to throw more Bible stories and Bible information at them. But elementary kids don't need more things to learn; they need to dig deeper into the truths they've been introduced to. That's why Simply Loved explores one Bible Point for four weeks and why open-ended questions meet kids right where they are—no matter their grade or prior knowledge of the Bible.

Make It Fun

You know, we often differentiate between “fun” and the “meat” of our lessons. We think that if we incorporate a game or free play, then we're making time for fun. But with Simply Loved, Bible discoveries are as fun as game time, and prayers are as fun as videos!

Keep It Simple

Kids benefit from messages that are short, sweet, and relevant to their everyday lives. That's why Simply Loved Bible lessons center around one short, simple, memorable Bible Point. Repetition cements learning, so repeating Bible truths helps kids remember them when they need it the most.

Build Friendships

Friendship matters to elementary kids. So Simply Loved builds friendships by allowing time for kids to talk and get to know each other. Plus, Simply Loved encourages you to break up into smaller groups called Connect Crews. That way each child is seen and known, and when a question is asked, everyone has a chance to talk and share.

Be Authentic

In order to build real friendships with kids, you need to let them see leaders as real people. That's why, when asking a question, Simply Loved encourages Leaders and Crew Guides to share from their own lives first and model the answer. When *you* go first, you're honestly telling kids about your own struggles and experiences—and even hard-to-reach kids will follow your lead.

Connect to Emotion

God has wired us with emotions, and the Bible is filled with stories of real people who experienced fear, sadness, joy, doubt, fatigue, and confusion. That's why Simply Loved identifies and evokes key emotions each week. Connecting to emotion cements learning and helps elementary kids know that Jesus understands their feelings and is with them, no matter what.

Point Out Kids' Purpose

Kids don't need to wait until they're grown up to fulfill God's purpose for their lives; they can do it right now! That's why Simply Loved intentionally incorporates time each week for Leaders to affirm and encourage kids as they grow closer to Jesus.

Supply Closet Inventory

Elementary—Quarter 5

Have these items handy for some hands-on fun this quarter!

Program Essentials

- Bibles
- Music Video* DVD*
- Buddy Video* DVD*
- Bible Story posters*
- Bible Memory Buddy posters*
- Bible Memory Buddy stickers*
- Take-It-Home Flyers*
- media player

Art Supplies

- chenille wires
- child-safe scissors
- construction paper
- craft foam sheets
- crayons, including multicultural crayons
- index cards
- paintbrushes
- paper
- pencils and pens
- permanent markers
- rulers
- scrap paper
- stapler
- tissue paper
- washable markers
- watercolor paints
- yarn or a wool blanket

Toys & Goodies

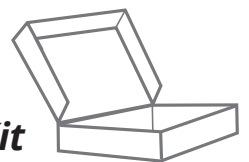
- balloons
- crepe paper rolls
- Legos
- masking tape
- play dough
- pool noodles

Odds & Ends

- aluminum foil
- baking soda
- bath towel
- chairs (optional)
- clear cups
- coffee filters
- dish soap
- drinking straws
- masking tape
- paper clips
- paper lunch bags
- plastic wrap
- rubber bands
- scenic nature photos
- small cups
- small plastic bottles of water
- spoons
- sticky notes
- string
- timer
- toothpicks
- vinegar
- water
- wet wipes



* in your **Simply Loved Kit**



Take-It-Home Flyer Tips


Follow these steps to get Take-It Home Flyers off the ground effectively so they'll cruise on a direct flight home.

1. Follow your Simply Loved Leader Guide. The end of each elementary lesson is strategically written to incorporate these flyers.
2. Read the first page to your whole group of kids first. This is meant to be a quiet prayer time that intentionally connects kids to their friend Jesus.
3. Next, ask the "Talk Starter" question aloud, and give time for kids to discuss and pray in Connect Crews.
4. THEN, *and only then*, distribute Take-It-Home Flyers to kids. If you choose to forgo this strategic order, prepare to have papers whizzing by your head before you're ready for them.
5. Be sure to point out the challenge on the top of the folding instructions page. That'll *really* motivate kids to make sure this page gets home.
6. Be sure to give each helper a copy, too—not to fold for themselves, but so kids can reference the instructions once folding begins.

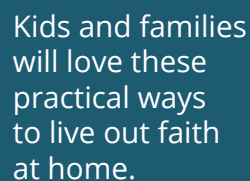
Prepare for takeoff!

Help your ministry to families really take off with these specially crafted Take-It-Home Flyers. After reading each Jesus-centered flyer and talking with their Connect Crews, kids will follow the directions and fold these flyers into 3-D masterpieces!

Once home, they'll transport meaningful opportunities for Jesus-centered family fun.



Cool questions help family members tell stories about their own friendship with Jesus!



Kids and families will love these practical ways to live out faith at home.



After kids make Bible discoveries at church, families can explore more about each lesson's Bible content at home.

Samuel Anoints David as King

Bible Point

God helps us...and sees our hearts.

Purpose

We live in a culture obsessed with appearance. From our fitness level to our clothing and hairstyle choices, it can seem like we're constantly under the microscope, with our value being determined by whether we look good enough on the outside.

But that's not how God determines value. When it came time to select a new king, God helped Samuel find the right person. God didn't choose the person who looked the strongest, most attractive, and kingliest. God preferred the shepherd boy whose heart was focused on him.

This is good news for kids, too. Even in elementary school, there's pressure to dress right and look cool. This lesson will help kids look beyond outward appearances and see what's really important to God—our hearts!



Prayer

God, I praise you for making the kids in my group just the way they are. Help me see past kids' appearance and behavior to who they truly are inside. In Jesus' name, amen.

Prep

Opening Options	Sing & Play	Bible Discovery & Friendship Finale	Apply-It Options
<ul style="list-style-type: none"> <input type="checkbox"/> Option Cards* <input type="checkbox"/> <i>Disappearing Paper Clip</i>: paper clips, clear cups, water <input type="checkbox"/> <i>Pool Noodle Precision</i>: pool noodles, tape, marbles 	<ul style="list-style-type: none"> <input type="checkbox"/> countdown video* <input type="checkbox"/> <i>Music Video</i> DVD* <input type="checkbox"/> <i>Buddy Video</i> DVD* <input type="checkbox"/> Klymer Bible Memory Buddy poster* <input type="checkbox"/> media player <input type="checkbox"/> Bible (bookmark Psalm 121:1-2) 	<ul style="list-style-type: none"> <input type="checkbox"/> "Samuel Anoints David as King" Bible Story poster* <input type="checkbox"/> Klymer Bible Memory Buddy stickers* (1 per child) <input type="checkbox"/> Take-It-Home Flyers* (Unit 1, Week 1) (1 per child) <input type="checkbox"/> Bible (bookmark 1 Samuel 16:1-13) 	<ul style="list-style-type: none"> <input type="checkbox"/> <i>Explore More</i>: Bibles, paper, art supplies <input type="checkbox"/> <i>Game</i>: no supplies

* in your **Simply Loved Kit** 

Opening Options

Set up one—or both—of these intro activities to start your time together. Each activity connects kids to the Bible Point and to each other. Cut apart these Option Cards, and place one by each activity you choose. Crew Guides will follow the directions and build friendships with kids as they make discoveries together!



Disappearing Paper Clip

Supplies: paper clips, clear cups, water

Bend paper clips into heart shapes. Set a cup of water on top of the heart shape. Look at the cup from above, and see the heart. Look from the side, and the heart disappears! Experiment with different angles and amounts of water.

? What's something about you that people might not know just by looking at you?

Just like the paper clip hearts, there are things about us that people can't see until they look from the right angle. But **God helps us**. God can help us truly see people's hearts. Our hearts are never hidden from him!



Pool Noodle Precision

Supplies: pool noodles, tape, marbles


Put a long piece of tape on the floor. Hold a pool noodle above it, then drop a marble down the hole in the pool noodle. Try to aim the pool noodle so the marble lands on the tape line and rolls along it.

? Tell about a time someone showed you how to do something.

Your pool noodle directed or showed the marble where to go. In our Bible story today, we'll see how God directed the prophet Samuel and helped him find the right king. And we'll see how **God helps us**, too!

Opening

Now's a great time for Opening Options. Choose one—or both—to introduce today's Bible discoveries.

 **countdown video** (1 minute)

Help kids transition, clean up the activities, and sit with Connect Crews. A Connect Crew is a small group of kids with one Crew Guide.

Sing & Play

Welcome, everyone! It's so sweet to be here with you today. In fact, let's celebrate how sweet it is to trust in Jesus!

 **" 'Tis So Sweet to Trust in Jesus"** music video

Today we'll discover a Bible story about a guy named Samuel who needed God's help to know what to do. God showed him how valuable our hearts are! God helped Samuel, and God helps us, too.

Bible Point

God helps us. That's our Bible Point. So every time you hear the words **"God helps us,"** put one fist onto your other palm (demonstrate) and say, **"Stand strong!"** Let's try that together.

- Put one fist onto your other palm.
- Say, "Stand strong!"
- Repeat several times.

Repetition cements learning, so be sure to say today's Bible Point A LOT. Have fun with it! Kids will love listening for it and responding with "Stand strong!"

Yeah! We can stand strong knowing that God will help us. God is almighty. That means he has power over everything. God is King of the whole world, and he has the power to help us when we're in need. Let's praise God and ask for his help.

 **"Come, Thou Almighty King"** music video

Supplies

- Bible
- media player
- *Music Video* DVD
 - " 'Tis So Sweet to Trust in Jesus" music video
 - "Come, Thou Almighty King" music video
 - "Our God" music video
- *Buddy Video* DVD
 - Klymer Bible Memory Buddy video (Week 1)
- Klymer Bible Memory Buddy poster



Bible Memory Buddy & Verse

Let's meet our Bible Memory Buddy. It's Klymer the snow leopard! Show the Bible Memory Buddy poster.

Klymer stays warm in the cold mountains. Have everyone shiver as if it's cold outside. **Which part on the *inside* of his body do you think plays a bigger role in keeping Klymer warm? Let's find out with a This-or-That Challenge! You'll hear two options for what keeps Klymer warm. It's up to you to decide which is true—this fact or that!**

? Which keeps Klymer warm: his lungs or his kidneys?

- Have everyone hold their breath to vote for *this* (lungs) or curl up like a kidney bean to vote for *that* (kidneys).
- Make a drumroll sound by patting your thighs or the floor.
- Dramatically give the answer: **It's his lungs!**
- Watch the Bible Memory Buddy video.



Klymer Bible Memory Buddy video (Week 1)



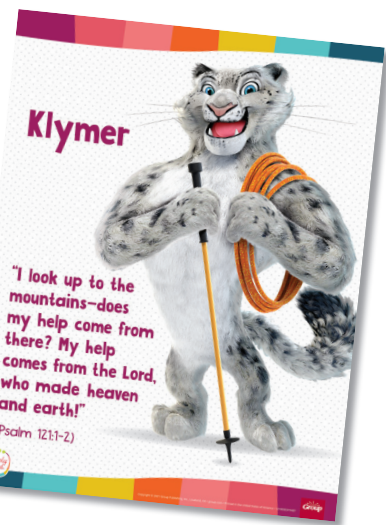
Show the Bible. **The Bible is God's true story of love! It's a big book, but it's filled with lots of little books. Let's say the verse together. I'll say a line, and then you repeat it after me.**

"I look up to the mountains— (*shield hand over eyes and look up*)
does my help come from there? (*shrug shoulders*)
My help comes from the Lord, (*point up with hands*)
who made heaven and earth!" (*circle arms up and around head*)
(Psalm 121:1-2)

God helps us. (*Stand strong!*) **God's come through for his people so many times—and that includes you and me. Let's praise our God with another song!**



"Our God" music video



Bible Discovery

Circle Up & Connect

Let's circle up and spend a little time simply getting to know each other in smaller groups called **Connect Crews**.

- Form Connect Crews with one helper—or Crew Guide—per group.
 - Invite kids to sit in knee-to-knee circles with their Connect Crews.
 - Have kids give their Crew Guides fist bumps.
 - Have everyone take turns saying their names and answering this question. Crew Guides go first.
- ❓ **Who is someone who leads you? What do you like about that person?**

Experience the Bible Story

We all have leaders in our lives—our parents, teachers, coaches, or even a president! Today's Bible story is all about picking a leader for the country of Israel. Israel didn't have presidents or elections—Israel had kings. God chose the first king of Israel, and he was going to choose the next king, too.

Let's think about what might make a good king. Maybe someone with a really loud voice. Let's hear your loudest voices. Pause.

Or maybe someone who can stretch and reach really high. Who can reach really high? Pause.

Oh, I know! I'd want a king who can show big, strong muscles. Let's see those muscles! Pause.

- ❓ **What characteristics do you think make for a good king?** Invite responses from the whole group.

Wow! From the looks of it, we have a lot of excellent royal candidates here in our room today. Now let's look in the Bible to see what Samuel expected for a king...and what God was looking for!



Read aloud 1 Samuel 16:1.

Saul was Israel's first king. But his heart had turned away from God. So God decided to choose a new king to lead his people.

Let's imagine that we're joining Samuel on his journey to find the new king. Got your coat? Pause as everyone pretends to put on a coat. Got the flask of oil? We'll use that to anoint the new king. In the Bible, putting a little oil on someone's head showed that the person had a special job to do for God. Have everyone tuck an imaginary container of oil into a pocket.

Supplies

- Bible
- "Samuel Anoints David as King" Bible Story poster

We call helpers **Crew Guides**. If you lead a small class, you can be the **Crew Guide**. Simply circle up with the kids. If you have helpers, form smaller groups so each child can be known—and so kids can befriend your helpers, too!

Repeat answers so everyone can hear. As kids name qualities, keep everyone engaged by having them try to show those qualities.

Keep your Sundays simple—and your kids delighted—with Simply Loved.

This Elementary Leader Guide provides a step-by-step, simple-to-follow plan for Simply Loved Quarter 5 lessons. Featuring memorable, hands-on, friendship-focused activities, each lesson easily adapts to your unique Sunday school format while guiding kids on a foundational, Jesus-centered journey through God’s story of love.

This quarter’s Bible discoveries:

Unit/Week	Unit Theme	Lesson Theme
Unit 1/Week 1	God Helps David	Samuel Anoints David as King (1 Samuel 16:1-13) Focus: God helps us...and sees our hearts.
Unit 1/Week 2		God Helps David Defeat Goliath (1 Samuel 17) Focus: God helps us...and can do amazing things through us.
Unit 1/Week 3		Jonathan Helps David (1 Samuel 18:1-16; 20:1-42) Focus: God helps us...through faithful friends.
Unit 1/Week 4		Abigail Brings Peace (1 Samuel 25) Focus: God helps us...and gives us self-control.
Unit/Week	Unit Theme	Lesson Theme
Unit 2/Week 1	Jesus Helps People in Need	Jesus Helps a Roman Officer (Matthew 8:5-13) Focus: Jesus cares about us...and he’s in charge.
Unit 2/Week 2		Jesus Heals a Man Born Blind (John 9) Focus: Jesus cares about us...because he’s God’s Son.
Unit 2/Week 3		Jesus Helps 10 Men With Leprosy (Luke 17:11-19) Focus: Jesus cares about us...so we thank him.
Unit 2/Week 4		Jesus Feeds People (John 6:1-14) Focus: Jesus cares about us...so we trust he’ll provide for us.
Unit/Week	Unit Theme	Lesson Theme
Unit 3/Week 1	God’s Good Kings	God Makes Promises to David (2 Samuel 5:1-5; 7:8-29) Focus: God is great...and there is no one like him.
Unit 3/Week 2		Solomon Asks for Wisdom (1 Kings 3:1-15) Focus: God is great...so we depend on him.
Unit 3/Week 3		Jehoshaphat Asks God for Help (2 Chronicles 17:1-6; 20:1-30) Focus: God is great...and deserves our praise.
Unit 3/Week 4		Huldah Gives King Josiah a Message From God (2 Kings 22:1-23:23) Focus: God is great...so we obey him.

 Join the Simply Loved Facebook community and learn from children’s ministry leaders just like you! [facebook.com/groups/simplylovedteacherslounge](https://www.facebook.com/groups/simplylovedteacherslounge)



Copyright © Group Publishing, Inc.
1515 Cascade Ave., Loveland, CO 80538
group.com/SimplyLoved 800.447.1070





THIS IS A SAMPLE
The number of pages is limited.

Purchase the item for the complete version.

