

LEADER GUIDE

ELEMENTARY • QUARTER 6



ELEMENTARY

QUARTER 6

LEADER GUIDE





Group resources really work!

This Group resource incorporates our R.E.A.L. approach to ministry. It reinforces a growing friendship with Jesus, encourages long-term learning, and results in life transformation, because it's:

Relational

Person-to-person interaction enhances spiritual growth and builds Christian friendships.

Experiential

What we experience through action and discussion sticks with us up to 9 times longer than what we simply hear or read.

Applicable

The aim of ministry is to equip people to be both hearers and doers of God's Word.

Lifelong

Experiences transform the heart, moving faith beyond the walls of church and into everyday life for years to come.



Leader Guide Elementary—Quarter 6

Copyright © 2021 Group Publishing, Inc./0000 0001 0362 4853

Visit our website: group.com/SimplyLoved



All rights reserved. No part of this book may be reproduced in any manner whatsoever without prior written permission from the publisher, except where noted in the text and in the case of brief quotations embodied in critical articles and reviews. For information, visit group.com/permissions.

This creative team is simply honored to create Simply Loved for you:

Laura Baldwin-Stout, Jody Brolsma, Lyndsay Gerwing, Jennifer Hooks, Charity Kauffman, Steve Kyle, Peggy Naylor, Joani Schultz, Rodney Stewart, Jeff Storm, Ali Thompson, and Kate Warnock.

Unless otherwise indicated, all Scripture quotations are taken from the *Holy Bible*, New Living Translation, copyright © 1996, 2004, 2015 by Tyndale House Foundation. Used by permission of Tyndale House Publishers, a Division of Tyndale House Ministries, Carol Stream, Illinois 60188. All rights reserved.

ISBN 978-1-4707-6604-7

Printed in the United States of America.

10 9 8 7 6 5 4 3 2 1 26 25 24 23 22 21

Contents

Welcome to Simply Loved!	4
How It Works	5
Our Strategic Approach.....	7
Helping Elementary Kids Become Rooted in Faith	8
Supply Closet Inventory	9
Take-It-Home Flyer Tips	10
Unit 1: Prophets Speak for God	
Lesson 1: God Shows He's the One True God	11
Lesson 2: God Speaks to Elijah.....	23
Lesson 3: Elisha Takes Over for Elijah	35
Lesson 4: God Heals Naaman.....	45
Unit 2: Jesus' Upside-Down Kingdom	
Lesson 5: The Lost Son Returns Home.....	55
Lesson 6: Jesus Challenges the Pharisees.....	67
Lesson 7: Jesus Shows Martha What's Most Important	77
Lesson 8: Jesus Talks With a Rich Man	87
Unit 3: Away From Home	
Lesson 9: Jonah Disobeys God	97
Lesson 10: Shadrach, Meshach, and Abednego Stand Up for God	109
Lesson 11: Daniel Keeps Praying to God.....	119
Lesson 12: Esther's Courage Saves God's People	129



Welcome to Simply Loved!

Welcome to Simply Loved Sunday school—where you and your team simply experience God's love and share it with kids.

“Dear friends, since God loved us that much, we surely ought to love each other. No one has ever seen God. But if we love each other, God lives in us, and his love is brought to full expression in us.”

(1 John 4:11-12)

With Simply Loved, you, your helpers (we call them Crew Guides), and your kids explore a foundational, Jesus-centered journey through God's story of Love. We believe that faith isn't a subject to be mastered; it's a relationship to grow! So every single component of Simply Loved sets the stage for you to more intentionally grow friendship with Jesus and each other. Keep reading to find out what that'll look like in *your* classroom.

Join our Simply Loved Facebook community to learn from children's ministry leaders just like you!

 facebook.com/groups/simplylovedteacherslounge



How It Works

Simple Volunteer Roles

You'll need the following volunteers:

Leader: (That's you!) The one person in each teaching space who has looked over the lesson and will direct all activities. The glance-able, structured lessons in this guide allow leaders to spend more time interacting with kids and less time glued to scripts.

Crew Guide: A helper who simply shows up and participates with kids. Crew Guides don't need to be Bible experts—simply people who love Jesus and kids!



A Simple, Flexible Lesson!


Simple Prep for Leaders

Prepare your heart and pray for the kids before each lesson. Plus, check off supplies as you gather them!



Opening Options

Choose from two opening activities—both introduce the day's Bible Point. Each unit creatively uses the same supplies all four weeks. That means you'll need to gather Opening Options supplies only once a month! If you'd like, set up these Opening Options as activity stations in your room. Simply cut apart the cards you'll find in each lesson and place one at each station to guide activity and conversation. Or, do one or both activities with all kids together. You choose!




Sing & Play

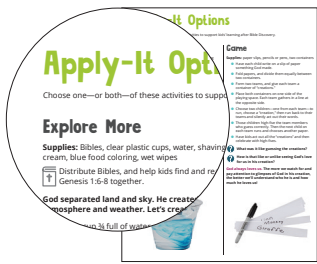
Gather kids to sing and discover the Bible Point. Plus, a Bible Memory Buddy connects the Bible verse to kids' everyday lives.



Bible Discovery


We've given you lots of options, but don't skip this part! It's the "meat" of the lesson where kids experience God's greatest gift in an interactive, hands-on way. There's no time to be bored as kids and Connect Crews follow the Leader through a memorable Bible experience. You'll read directly from the Bible throughout the Bible Discovery, so be sure to mark your place ahead of time and choose a kid-friendly translation to read from.





Apply-It Options

Consider your time frame, and take your pick: a game or an activity that lets kids practice Bible skills! Each option applies the Bible Point to everyday kid life.



Friendship Finale

Wrap up your lesson with a gospel-centered Jesus connection, and equip kids to continue faith conversations at home! Plus, affirm kids by name as you give each child a Bible Memory Buddy sticker at the end of each lesson.

A Simple, Flexible Format!

Age-Graded Classrooms

It's simple! You'll need one prepared leader and at least one helper (we call helpers Crew Guides) for each teaching space. We recommend having a media player handy in each space for music and each week's Bible Memory Buddy video.

Age-Graded Classrooms With a Multi-Age Opening

It's simple! Lead the Sing & Play section with all ages together. Set up a media player in your gathering area so that when you're all together, you can sing along with music videos, introduce the Bible Point, and meet the Bible Memory Buddy! Then, disperse to age-graded classrooms for Bible Discovery, Apply-It Options, and the Friendship Finale. You'll need one prepared leader and at least one helper (we call helpers Crew Guides) for each teaching space.

One (big or small) Room With Multi-Age Kids

It's simple! You'll need one prepared leader plus at least one helper (we call helpers Crew Guides). Ideally, you'll have one Crew Guide for every five to eight kids, but it can work with your church's volunteer-to-children ratios. We recommend having a media player handy for music and each week's Bible Memory Buddy video.



Our Strategic Approach

There are “whys” behind every lesson component, and we want to share them with you! Here are the guiding principles behind the creation of Simply Loved Sunday school curriculum.

You may have heard...	But we've found...	That's why...
“It’s hard to recruit volunteers.”	When volunteers need less prep time, have fun, and feel like they’re making a difference, they’ll make serving a priority.	Simply Loved volunteer roles are important, but easy!
“Kids need to be entertained.”	Kids need to be noticed and loved.	Simply Loved lessons are designed to help you listen to kids and get to know them.
“You need a lot of supplies.”	You need only a few supplies used in creative ways.	Simply Loved incorporates minimal supplies each unit but uses them in innovative ways to introduce and apply the day’s lesson.
“We need helpers—any warm body will do.”	Helpers don’t just assist. Even though they don’t need to prep, they serve an important relational purpose and make a big difference in kids’ lives.	Simply Loved helpers have a name and an elevated role: they’re “Crew Guides”! They participate along with the kids, play a meaningful role in lessons, and make a difference by building friendships with kids.
“Kids are rarely able to remember Scripture.”	Creating a visual and emotional connection to Scripture dramatically helps kids remember and understand why the Bible matters in their everyday lives.	Simply Loved incorporates kid-friendly videos featuring Bible Memory Buddies (animals God created) to help them understand Bible truths and trigger Scripture memory. And Bible Memory Buddies help discoveries stick! (wink, wink)
“Teachers are Bible experts.”	Teachers are channels of friendship who help children understand and experience Jesus’ love.	Simply Loved uses human relationships to communicate God’s love in a tangible way. Built-in conversation starters help teachers share their personal stories and their own friendship with Jesus.
“Covering a lot of information is intimidating.”	Reaching children is simple when you focus on one Bible Point.	Simply Loved repeats key Bible Points in different ways so truths sink deep. And it combines the repetition of a Bible Point with an auditory and physical response that will stick with kids long after your lesson ends.
“Success requires getting through the whole lesson.”	You’ll clearly communicate the key Bible Point no matter how far you get.	With Simply Loved, a palette of Bible-Point-supporting options gives you the freedom to choose what works for your kids and your time frame. So no matter how much of the lesson you complete, the Truth from God’s Word shines through.
“Kids’ll get bored if you repeat something they’ve heard before.”	Kids appreciate routine and repetition when it’s done in a fun way.	Simply Loved’s scope and sequence intentionally repeats the Bible verse and Point for four weeks. This strategically cements Bible learning no matter how often kids attend.

Helping Elementary Kids Become Rooted in Faith

As their Leader, you get to show elementary-age children what loving Jesus looks like! And Simply Loved will help. Simply Loved incorporates the following Age-Level Teaching Tips to create a rich environment where elementary kids grow a lasting friendship with Jesus.

Go Deeper

As kids get older, we may be tempted to throw more Bible stories and Bible information at them. But elementary kids don't need more things to learn; they need to dig deeper into the truths they've been introduced to. That's why Simply Loved explores one Bible Point for four weeks and why open-ended questions meet kids right where they are—no matter their grade or prior knowledge of the Bible.

Make It Fun

You know, we often differentiate between “fun” and the “meat” of our lessons. We think that if we incorporate a game or free play, then we're making time for fun. But with Simply Loved, Bible discoveries are as fun as game time, and prayers are as fun as videos!

Keep It Simple

Kids benefit from messages that are short, sweet, and relevant to their everyday lives. That's why Simply Loved Bible lessons center around one short, simple, memorable Bible Point. Repetition cements learning, so repeating Bible truths helps kids remember them when they need it the most.

Build Friendships

Friendship matters to elementary kids. So Simply Loved builds friendships by allowing time for kids to talk and get to know each other. Plus, Simply Loved encourages you to break up into smaller groups called Connect Crews. That way each child is seen and known, and when a question is asked, everyone has a chance to talk and share.

Be Authentic

In order to build real friendships with kids, you need to let them see leaders as real people. That's why, when asking a question, Simply Loved encourages Leaders and Crew Guides to share from their own lives first and model the answer. When *you* go first, you're honestly telling kids about your own struggles and experiences—and even hard-to-reach kids will follow your lead.

Connect to Emotion

God has wired us with emotions, and the Bible is filled with stories of real people who experienced fear, sadness, joy, doubt, fatigue, and confusion. That's why Simply Loved identifies and evokes key emotions each week. Connecting to emotion cements learning and helps elementary kids know that Jesus understands their feelings and is with them, no matter what.

Point Out Kids' Purpose

Kids don't need to wait until they're grown up to fulfill God's purpose for their lives; they can do it right now! That's why Simply Loved intentionally incorporates time each week for Leaders to affirm and encourage kids as they grow closer to Jesus.

Supply Closet Inventory

Elementary—Quarter 6

Have these items handy for some hands-on fun this quarter!

Program Essentials

- Bibles
- Music Video* DVD*
- Buddy Video* DVD*
- Bible Story posters*
- Bible Memory Buddy posters*
- Bible Memory Buddy stickers*
- Take-It-Home Flyers*
- media player

Art Supplies

- chenille wires
- child-safe scissors
- construction paper
- crayons, including multicultural crayons
- glue sticks
- hole punches
- index cards
- paper
- pencils and pens
- permanent markers
- stapler
- washable markers
- yarn

Toys & Goodies

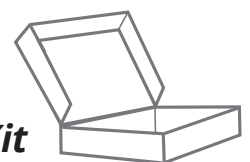
- balloons
- crepe paper rolls
- dominoes
- foam or bouncing balls
- party supplies
- ping-pong balls
- playing cards or card games

Odds & Ends

- bottles of water
- bubble wrap
- bulletin board paper
- chairs
- clear cups
- containers with lids
- cups
- cotton balls
- dirt or soil
- dish soap
- drinking straws
- duct tape
- foam or paper bowls
- food coloring
- large bowl
- masking tape
- paper lunch bags
- paper towels
- pitcher
- spray bottle
- thumbtack
- timer
- toilet paper
- water
- white paper plates
- whiteboard or poster board



* in your **Simply Loved Kit**



Take-It-Home Flyer Tips


Follow these steps to get Take-It Home Flyers off the ground effectively so they'll cruise on a direct flight home.

1. Follow your Simply Loved Leader Guide. The end of each elementary lesson is strategically written to incorporate these flyers.
2. Read the first page to your whole group of kids first. This is meant to be a quiet prayer time that intentionally connects kids to their friend Jesus.
3. Next, ask the "Talk Starter" question aloud, and give time for kids to discuss and pray in Connect Crews.
4. THEN, *and only then*, distribute Take-It-Home Flyers to kids. If you choose to forgo this strategic order, prepare to have papers whizzing by your head before you're ready for them.
5. Be sure to point out the challenge on the top of the folding instructions page. That'll *really* motivate kids to make sure this page gets home.
6. Be sure to give each helper a copy, too—not to fold for themselves, but so kids can reference the instructions once folding begins.

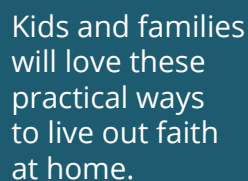
Prepare for takeoff!

Help your ministry to families really take off with these specially crafted Take-It-Home Flyers. After reading each Jesus-centered flyer and talking with their Connect Crews, kids will follow the directions and fold these flyers into 3-D masterpieces!

Once home, they'll transport meaningful opportunities for Jesus-centered family fun.



Cool questions help family members tell stories about their own friendship with Jesus!



Kids and families will love these practical ways to live out faith at home.



After kids make Bible discoveries at church, families can explore more about each lesson's Bible content at home.

God Shows He's the One True God

Bible Point

Have confidence...God is powerful.

Purpose

Hebrews 11:1 tells us that faith is being certain of what we can't see. Confidence and faith go hand in hand.

Elijah was certainly confident in God's power. He knew, without a doubt, God could light his altar on fire—even when it was drenched with water! He knew God could send rain, even after a long drought.

What's something that feels uncertain to you? Have confidence in what God's power can do. And pass on that confidence to the kids in your group!



Prayer

O Lord, God of Abraham, Isaac, and Jacob, prove today that you are God in our church and that I am your servant. Help these kids know that you, O Lord, are God. In Jesus' name, amen.

Prep

Opening Options	Sing & Play	Bible Discovery & Friendship Finale	Apply-It Options
<ul style="list-style-type: none"> <input type="checkbox"/> Option Cards* <input type="checkbox"/> <i>Hole Punch Downpour</i>: hole punches, construction paper, yarn, clear tape, child-safe scissors <input type="checkbox"/> <i>Balloon Bonanza</i>: balloons, cotton balls 	<ul style="list-style-type: none"> <input type="checkbox"/> countdown video* <input type="checkbox"/> <i>Music Video DVD</i>* <input type="checkbox"/> <i>Buddy Video DVD</i>* <input type="checkbox"/> Yeddy Bible Memory Buddy poster* <input type="checkbox"/> media player <input type="checkbox"/> Bible (bookmark Ephesians 6:10) 	<ul style="list-style-type: none"> <input type="checkbox"/> "God Shows He's the One True God" Bible Story poster* <input type="checkbox"/> Yeddy Bible Memory Buddy stickers* (1 per child) <input type="checkbox"/> Take-It-Home Flyers* (Unit 1, Week 1) (1 per child) <input type="checkbox"/> Bible (bookmark 1 Kings 18:21, 26-27, 29, 33-37, 44) 	<ul style="list-style-type: none"> <input type="checkbox"/> <i>Explore More</i>: Bibles, full water bottle, large bowl, thumbtack <input type="checkbox"/> <i>Game</i>: no supplies

* in your **Simply Loved Kit** 

Opening Options

Set up one—or both—of these intro activities to start your time together. Each activity connects kids to the Bible Point and to each other. Cut apart these Option Cards, and place one by each activity you choose. Crew Guides will follow the directions and build friendships with kids as they make discoveries together!



Hole Punch Downpour

Supplies: hole punches, construction paper, yarn, clear tape, child-safe scissors

Tape a yarn circle on the floor. Punch holes in construction paper to make confetti, then toss the confetti to make it “rain” in the circle.

? What do you like about rain? What don't you like about it? Tell why.

In today's Bible story, there was no rain for a long time. That's called a drought. **But God is powerful**, and God sent rain!



Balloon Bonanza

Supplies: balloons, cotton balls

Create a contest! Race each other across the room while holding an inflated balloon between your knees and balancing a cotton ball on your head.

? Tell about a contest or competition you won or one you watched someone else win.

Today's Bible story is about a contest between the one true God and a fake god. **God is powerful**, and God won!

Opening

Now's a great time for Opening Options. Choose one—or both—to introduce today's Bible discoveries.



countdown video (1 minute)

Help kids transition, clean up the activities, and sit with Connect Crews. A Connect Crew is a small group of kids with one Crew Guide.

Sing & Play

Welcome, everyone! Guess what! You're simply loved. Loved by people here at our church *and* loved by the most powerful, amazing God! Let's praise God together!



"Praise Him" music video

Bible Point

One reason we can praise God is because **God is powerful**. That's our Bible Point today. So every time you hear the words **"God is powerful,"** put your hands on your hips like a superhero (demonstrate) and say, "Fear not!" Let's try that together.

- Say, **"God is powerful"** several times.
- Each time, lead everyone in putting their hands on their hips and responding with "Fear not!"

Repetition cements learning, so be sure to say today's Bible Point A LOT. Have fun with it! Kids will love listening for it and responding with "Fear not!"

That truth is so important. Let's sing about it!



"My God Is Powerful" music video



Fear not!

Supplies

- Bible
- media player
- *Music Video* DVD
 - "Praise Him" music video
 - "My God Is Powerful" music video
 - "I Will Not Be Afraid" music video
- *Buddy Video* DVD
 - Yeddy Bible Memory Buddy video (Week 1)
- Yeddy Bible Memory Buddy poster

Bible Memory Buddy & Verse

Yeddy the Himalayan brown bear is our Bible Memory Buddy. Show the Bible Memory Buddy poster. **What do you think Himalayan brown bears like Yeddy enjoy eating? Let's find out with a This-or-That Challenge! You'll hear two fun facts about what Himalayan brown bears eat. It's up to you to decide which is true—this fact or that!**

? Do Himalayan brown bears eat roots or rocks?

- Have everyone put their hands and feet on the ground to vote for *this* (roots) or curl up tight like a rock to vote for *that* (rock).
- Make a drumroll sound by patting your thighs or the floor.
- Dramatically give the answer: **Himalayan brown bears eat...roots! And they eat other things, too. Let's find out more from Yeddy!**
- Watch the Bible Memory Buddy video.



Yeddy Bible Memory Buddy video (Week 1)



Show the Bible. **The Bible is God's true story of love! It's one big book that's filled with a bunch of little books. Our Bible Memory Verse is Ephesians 6:10. Let's say the verse together. I'll say a line, and then you repeat it after me.**

**"A final word: (hold up index finger and extend arm)
Be strong in the Lord (make muscle with one arm)
and in his mighty power." (make muscle with the other arm)**
(Ephesians 6:10)

God is powerful. (*Fear not!*) Sometimes *we* may not feel so powerful. We may be facing something scary, or the world around us may feel like a helpless mess. Have everyone place their heads on their hands to show powerlessness.

But there's good news! We don't have to face hard things by ourselves. God has enough strength and power to carry us through. Have everyone open palms as if giving something to God. **When you're his friend, God will give you the power you need to trust and rely on him.**

Now let's stand up with confidence and celebrate God's power with a song.



"I Will Not Be Afraid" music video

Bible Discovery

Circle Up & Connect

Let's circle up and spend a little time simply getting to know each other in smaller groups called **Connect Crews**.

- Arrange kids into Connect Crews with one helper—or Crew Guide—per group.
 - Invite kids to sit in knee-to-knee circles with their Connect Crews.
 - Have kids give their Crew Guides a first bump.
 - Have kids take turns saying their names and answering this question. Crew Guides go first.
- ❓ **What kind of contest would you be 100% confident you could win?**

The Heart of the Matter

In a little bit, we'll hear about a contest Elijah was 100% confident *God* would win. Elijah absolutely trusted God because he knew that **God is powerful**.
(Fear not!)

Before we dive into the story, let's first see how well *you* trust your Connect Crew. Crews, stand together in a tight circle. Pause.

Now one person will stand in the center of the circle, get really stiff, and lean back. Try not to bend your legs—just trust your Crew to catch you and pass you gently around the circle by the shoulders. Allow time for everyone to have a turn in the center, then invite Crews to be seated.



- ❓ **What made it easy or hard to trust your Crew?** Invite a few responses from the whole group.

Supplies

- Bible
- “God Shows He’s the One True God” Bible Story poster

We call helpers Crew Guides. If you lead a small class, you can be the Crew Guide. Simply circle up with the kids. If you have helpers, form smaller groups so each child can be known—and so kids can befriend your helpers, too!

As you invite responses from the whole group, be sure to repeat back what’s said to confirm you understand and so everyone in the room can hear.

Keep your Sundays simple—and your kids delighted—with Simply Loved.

This Elementary Leader Guide provides a step-by-step, simple-to-follow plan for Simply Loved Quarter 6 lessons. Featuring memorable, hands-on, friendship-focused activities, each lesson easily adapts to your unique Sunday school format while guiding kids on a foundational, Jesus-centered journey through God’s story of love.

This quarter’s Bible discoveries:

Unit/Week	Unit Theme	Lesson Theme
Unit 1/Week 1	Prophets Speak for God	God Shows He’s the One True God (1 Kings 18:16-45) Focus: Have confidence...God is powerful.
Unit 1/Week 2		God Speaks to Elijah (1 Kings 19:1-18) Focus: Be encouraged...God is powerful.
Unit 1/Week 3		Elisha Takes Over for Elijah (2 Kings 2:1-14) Focus: Don’t worry...God is powerful.
Unit 1/Week 4		God Heals Naaman (2 Kings 5:1-19) Focus: Wait and see...God is powerful.
Unit/Week	Unit Theme	Lesson Theme
Unit 2/Week 1	Jesus’ Upside-Down Kingdom	The Lost Son Returns Home (Luke 15:11-32) Focus: Jesus surprises us...with never-ending love.
Unit 2/Week 2		Jesus Challenges the Pharisees (Matthew 22:34-40; 23:1-12, 23-26) Focus: Jesus surprises us...by rethinking the rules.
Unit 2/Week 3		Jesus Shows Martha What’s Most Important (Luke 10:38-42) Focus: Jesus surprises us...and wants to spend time with us.
Unit 2/Week 4		Jesus Talks With a Rich Man (Matthew 19:16-30) Focus: Jesus surprises us...with a different way to live.
Unit/Week	Unit Theme	Lesson Theme
Unit 3/Week 1	Away From Home	Jonah Disobeys God (Jonah 1-3) Focus: God is always with us...even when we go our own way.
Unit 3/Week 2		Shadrach, Meshach, and Abednego Stand Up for God (Daniel 3:1-30) Focus: God is always with us...and helps us stand strong.
Unit 3/Week 3		Daniel Keeps Praying to God (Daniel 6:1-28) Focus: God is always with us...when we go against the crowd.
Unit 3/Week 4		Esther’s Courage Saves God’s People (Esther 4:13-7:10) Focus: God is always with us...and helps us be brave.

 Join the Simply Loved Facebook community and learn from children’s ministry leaders just like you! [facebook.com/groups/simplylovedteacherslounge](https://www.facebook.com/groups/simplylovedteacherslounge)



Copyright © Group Publishing, Inc.
1515 Cascade Ave., Loveland, CO 80538
group.com/SimplyLoved 800.447.1070





THIS IS A SAMPLE
The number of pages is limited.

Purchase the item for the complete version.

