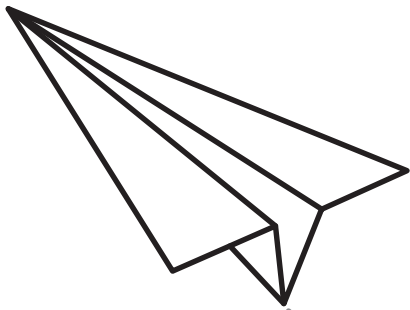


Take-It-Home Flyers

ELEMENTARY • QUARTER 1



Group resources really work!

This Group resource incorporates our R.E.A.L. approach to ministry. It reinforces a growing friendship with Jesus, encourages long-term learning, and results in life transformation, because it's



Relational

Learner-to-learner interaction enhances learning and builds Christian friendships.

Experiential

What learners experience through discussion and action sticks with them up to 9 times longer than what they simply hear or read.

Applicable

The aim of Christian education is to equip learners to be both hearers and doers of God's Word.

Learner-based

Learners understand and retain more when the learning process takes into consideration how they learn best.



Take-It-Home Flyers—Quarter 1

Copyright © 2020 Group Publishing, Inc./0000 0001 0362 4853

Visit our website: group.com/SimplyLoved



All rights reserved. You have Group's permission to photocopy individual pages in this resource for your own local church use. For additional uses, visit group.com/permissions.

Scripture quotations are taken from the *Holy Bible*, New Living Translation, copyright ©1996, 2004, 2015 by Tyndale House Foundation. Used by permission of Tyndale House Publishers, Inc., Carol Stream, Illinois 60188. All rights reserved.

ISBN 978-1-4707-6258-2

Printed in the United States of America.

10 9 8 7 6 5 4 3 2 1 25 24 23 22 21 20

001 USA 0420

Take-It-Home Flyer Tips


Follow these steps to get Take-It Home Flyers off the ground effectively so they'll cruise on a direct flight home.

1. Follow your Simply Loved Leader Guide. The end of each elementary lesson is strategically written to incorporate these flyers.
2. Read the first page to your whole group of kids first. This is meant to be a quiet prayer time that intentionally connects kids to their friend Jesus.
3. Next, ask the "Talk Starter" question aloud, and give time for kids to discuss and pray in Connect Crews.
4. THEN, *and only then*, distribute Take-It-Home Flyers to kids. If you choose to forgo this strategic order, prepare to have papers whizzing by your head before you're ready for them.
5. Be sure to point out the challenge on the top of the folding instructions page. That'll *really* motivate kids to make sure this page gets home.
6. Be sure to give each helper a copy, too—not to fold for themselves, but so kids can reference the instructions once folding begins.

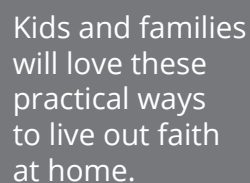
Prepare for takeoff!

Help your ministry to families really take off with these specially crafted Take-It-Home Flyers. After reading each Jesus-centered flyer and talking with their Connect Crews, kids will follow the directions and fold these flyers into 3-D masterpieces!

Once home, they'll transport meaningful opportunities for Jesus-centered family fun.



Cool questions help family members tell stories about their own friendship with Jesus!



Kids and families will love these practical ways to live out faith at home.



After kids make Bible discoveries at church, families can explore more about each lesson's Bible content at home.

God Creates the World

Genesis 1:1-25

“And may you have the power to understand, as all God’s people should, how wide, how long, how high, and how deep his love is.”
(Ephesians 3:18)

God always loves us... and gives us all we need to live.

It’s an amazing world you live in, and nobody knows that better than Jesus.

Why? Because from the very beginning of the beginning, he helped create it.

He knows what you need to feel safe and loved in this life. Those moments you feel warm and wrapped up in a hug? That’s him letting you know you’re loved!

And those moments your stomach does flip-flops, or you’re lonely or afraid about what’s coming next? He’s with you then, too.

He’s next to you, slipping his hand into yours. And there’s nothing the two of you can’t tackle together.

Jesus is your friend, and he’s with you through thick and thin. No matter what you’re going through, he gives you what you most need to live: the gift of himself.


Talk Starter

Tell about a time Jesus helped you when your stomach was doing flip-flops.

Try This @ Home

Jesus will give you what you need this week. During your spelling test, at your practice, and when you’re feeling stuck, he’s with you! So when you need something, ask him! Simply say, “Jesus, here’s how I’m feeling and what I need...” and then go from there. He’s listening!

SPELLING TEST



Explore More @ Home

Yes, Jesus was there at Creation!
See John 1:10.




Make this page fly home!

Fold a flyer. When you get home, see if it can

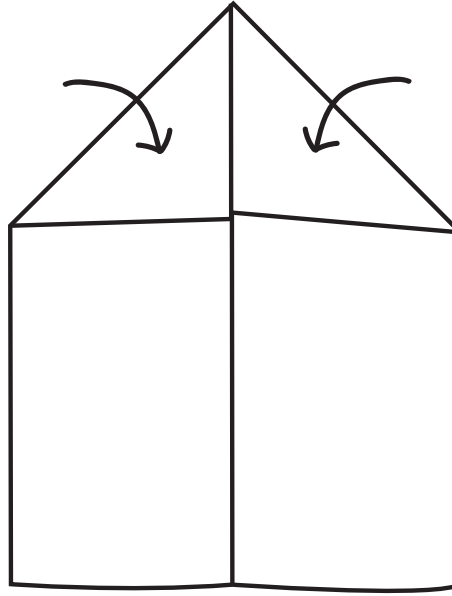
...soar all the way across a room to someone who's standing on the far side of the room!

Here's how:

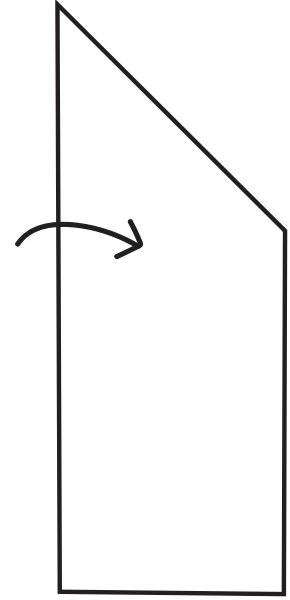
- 1 Fold the paper in half lengthwise as shown.



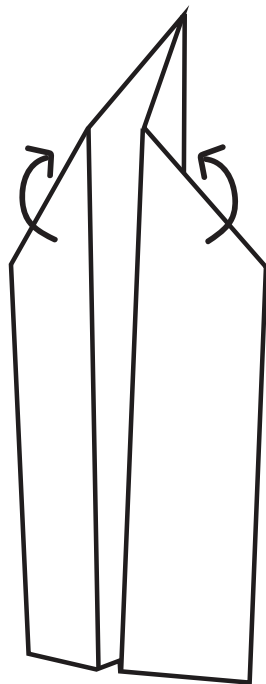
- 2 Unfold, and then fold the top two corners to the center line to create flaps.




- 3 Once again, fold the paper on half.




- 4 Fold the edges down to meet the bottom of the airplane body.



- 5 Take aim, and let it fly!



You're simply loved...
and so are your friends!
Customize these cool Bible
Memory Buddy cards to
share with friends or family
members. It's a great way to
share God's love!

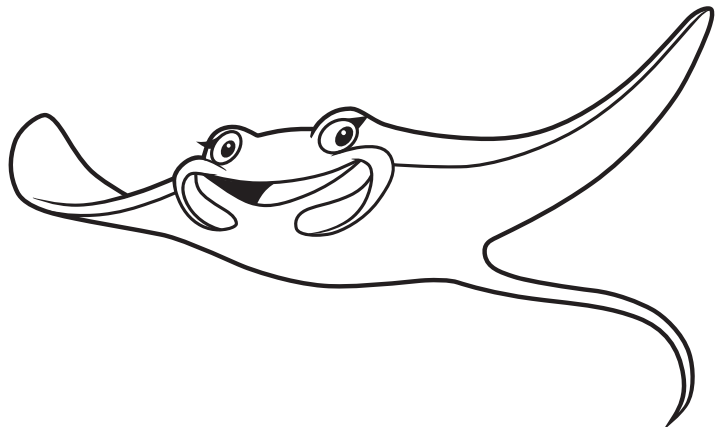




God
always
loves us.



We can
trust God.





THIS IS A SAMPLE
The number of pages is limited.

Purchase the item for the complete version.

