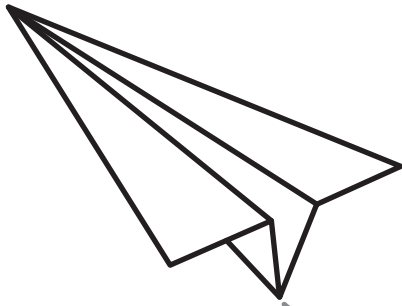


# Take-It-Home Flyers

ELEMENTARY • HOLIDAY YEAR 1



# Take-It-Home Flyer Tips


Follow these steps to get Take-It Home Flyers off the ground effectively so they'll cruise on a direct flight home.

1. Follow your Simply Loved Leader Guide. The end of each elementary lesson is strategically written to incorporate these flyers.
2. Read the first page to your whole group of kids first. This is meant to be a quiet prayer time that intentionally connects kids to their friend Jesus.
3. Next, ask the "Talk Starter" question aloud, and give time for kids to discuss and pray in Connect Crews.
4. THEN, *and only then*, distribute Take-It-Home Flyers to kids. If you choose to forgo this strategic order, prepare to have papers whizzing by your head before you're ready for them.
5. Be sure to point out the challenge on the top of the folding instructions page. That'll *really* motivate kids to make sure this page gets home.
6. Be sure to give each helper a copy, too—not to fold for themselves, but so kids can reference the instructions once folding begins.

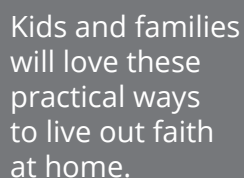
## Prepare for takeoff!

Help your ministry to families really take off with these specially crafted Take-It-Home Flyers. After reading each Jesus-centered flyer and talking with their Connect Crews, kids will follow the directions and fold these flyers into 3-D masterpieces!

Once home, they'll transport meaningful opportunities for Jesus-centered family fun.



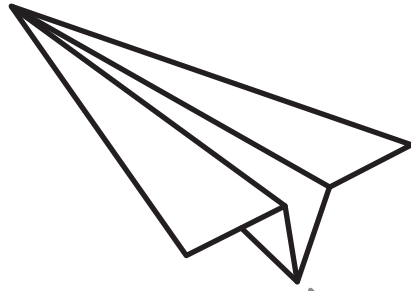
Cool questions help family members tell stories about their own friendship with Jesus!



Kids and families will love these practical ways to live out faith at home.



After kids make Bible discoveries at church, families can explore more about each lesson's Bible content at home.



## An Angel Appears to Joseph (Matthew 1:18-24)

**"For this is how God loved  
the world: He gave his one  
and only Son."**

(John 3:16)

## We celebrate Jesus... because we trust him.

What's your favorite way to celebrate your birthday?

Maybe it's taking blindfolded swings at a piñata. Cutting bigger-than-big slices of cake. Pulling ribbons off gifts, singing songs, playing games, laughing with family and friends.

Or maybe you celebrate by giving everyone else a gift.

Wait...what? You're supposed to *get* presents on your birthday, not *give* them. Isn't that how it works?

That's not how Jesus did it.

Jesus came to earth to give us a gift: forgiveness for our sins. Because of him, we can become forever friends with God. Both now, and forever in heaven someday.

So celebrate Jesus! He's the best gift-giver *ever*!

### Talk-~~Starter~~

Tell about a great gift you were given. What was it, and who gave it to you? Why did you like the gift so much?

### Try-~~This~~ @-Home

Get everyone who lives with you together and sing "Happy Birthday" to Jesus.



### Explore More @ Home

We're not the only ones to celebrate Jesus! See Romans 11:36; Luke 19:37-40; and Luke 2:13-14.



# Make this page fly home!


Fold a flyer. When you get home,



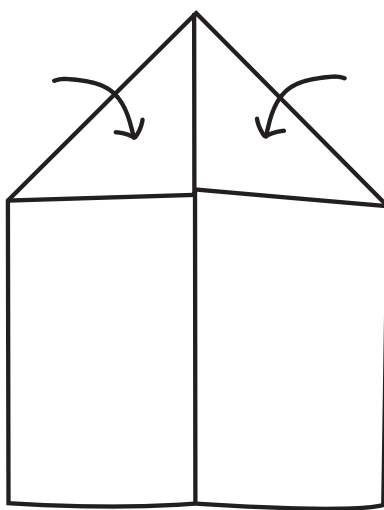
...call out, "I've got a gift for you!" to a family member and toss the plane in that person's direction. See if that person can catch your gift or if you need to try giving it again.

## Here's how:


- 1 Fold the paper in half lengthwise as shown.



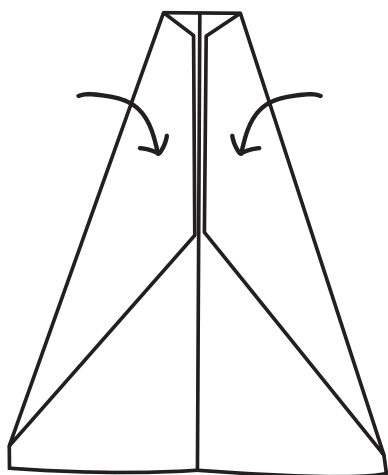
- 2 Fold both upper corners to the center.



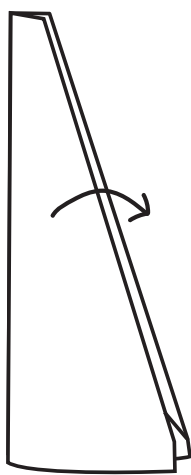
- 3 Fold down the top peak.



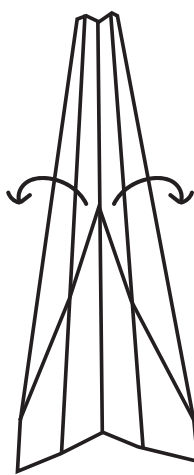
- 4 Fold both upper edges to the center line.



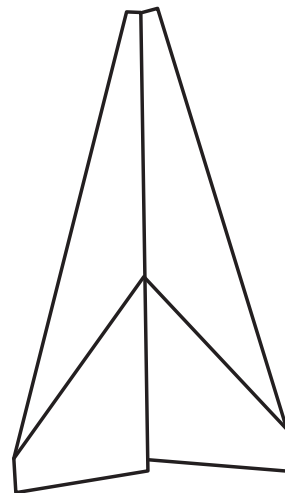
- 5 Fold in half.



- 6 Fold out the first and second wings.



- 7 Take aim, and let it fly!



## Group resources really work!

This Group resource incorporates our R.E.A.L. approach to ministry. It reinforces a growing friendship with Jesus, encourages long-term learning, and results in life transformation, because it's



### Relational

Learner-to-learner interaction enhances learning and builds Christian friendships.

### Experiential

What learners experience through discussion and action sticks with them up to 9 times longer than what they simply hear or read.

### Applicable

The aim of Christian education is to equip learners to be both hearers and doers of God's Word.

### Learner-based

Learners understand and retain more when the learning process takes into consideration how they learn best.



### Take-It-Home Flyers—Holiday Year 1

Copyright © 2020 Group Publishing, Inc./0000 0001 0362 4853

Visit our website: [group.com/SimplyLoved](http://group.com/SimplyLoved)



All rights reserved. You have Group's permission to photocopy individual pages in this resource for your own local church use. For additional uses, visit [group.com/permissions](http://group.com/permissions).

Scripture quotations are taken from the *Holy Bible*, New Living Translation, copyright ©1996, 2004, 2015 by Tyndale House Foundation. Used by permission of Tyndale House Publishers, Inc., Carol Stream, Illinois 60188. All rights reserved.

ISBN 978-1-4707-6254-4

Printed in the United States of America.

10 9 8 7 6 5 4 3 2 25 24 23 22 21

002 USA 0521



ISBN 978-1-4707-6254-4



9 781470 762544

PRINTED IN THE U.S.A.



# **THIS IS A SAMPLE**

## **The number of pages is limited.**

Purchase the item for the complete version.

