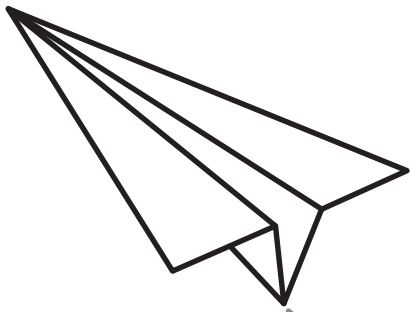


Take-It-Home Flyers

ELEMENTARY • QUARTER 10





Group resources really work!

This Group resource incorporates our R.E.A.L. approach to ministry. It reinforces a growing friendship with Jesus, encourages long-term learning, and results in life transformation, because it's:

Relational

Person-to-person interaction enhances spiritual growth and builds Christian friendships.

Experiential

What we experience through action and discussion sticks with us up to 9 times longer than what we simply hear or read.

Applicable

The aim of ministry is to equip people to be both hearers and doers of God's Word.

Lifelong

Experiences transform the heart, moving faith beyond the walls of church and into everyday life for years to come.



Take-It-Home Flyers—Quarter 10

Copyright © 2022 Group Publishing, Inc./000 0001 0362 4853


Visit our website: group.com/SimplyLoved



All rights reserved. You have Group's permission to photocopy individual pages in this resource for your own local church use. For additional uses, visit group.com/permissions.

Scripture quotations are taken from the *Holy Bible*, New Living Translation, copyright ©1996, 2004, 2015 by Tyndale House Foundation. Used by permission of Tyndale House Publishers, Inc., Carol Stream, Illinois 60188. All rights reserved.

ISBN 978-1-4707-6920-8
Printed in the United States of America.
10 9 8 7 6 5 4 3 2 1 24 23 22
001 USA 0822



Take-It-Home Flyer Tips


Follow these steps to get Take-It Home Flyers off the ground effectively so they'll cruise on a direct flight home.

1. Follow your Simply Loved Leader Guide. The end of each elementary lesson is strategically written to incorporate these flyers.
2. Read the first page to your whole group of kids first. This is meant to be a quiet prayer time that intentionally connects kids to their friend Jesus.
3. Next, ask the "Talk Starter" question aloud, and give time for kids to discuss and pray in Connect Crews.
4. THEN, *and only then*, distribute Take-It-Home Flyers to kids. If you choose to forgo this strategic order, prepare to have papers whizzing by your head before you're ready for them.
5. Be sure to point out the challenge on the top of the folding instructions page. That'll *really* motivate kids to make sure this page gets home.
6. Be sure to give each helper a copy, too—not to fold for themselves, but so kids can reference the instructions once folding begins.

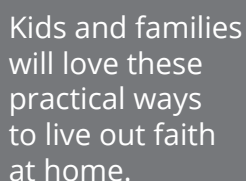
Prepare for takeoff!

Help your ministry to families really take off with these specially crafted Take-It-Home Flyers. After reading each Jesus-centered flyer and talking with their Connect Crews, kids will follow the directions and fold these flyers into 3-D masterpieces!

Once home, they'll transport meaningful opportunities for Jesus-centered family fun.



Cool questions help family members tell stories about their own friendship with Jesus!



Kids and families will love these practical ways to live out faith at home.



After kids make Bible discoveries at church, families can explore more about each lesson's Bible content at home.

The Last Supper

(Luke 22:7-20)

“But God showed his great love for us by sending Christ to die for us while we were still sinners.”
(Romans 5:8)

Remember...Jesus shows us God's love.

Picture Jesus. Imagine him smiling at you, leaning in to show you he's paying attention. See how his eyes sparkle? They're brimming with love because you're not just *his* friend, but he's *your* friend, too. He's always happy to see you.

It can be easy to forget that, so try this: Pick something in the room that reminds you of Jesus. Maybe the light switch because he lights your way in life. Or your shoes because he helps you stand strong.

Whatever you pick, every time you see it this week, pause to remember Jesus' love for you. And tell him you love him!

Talk-Starters

Would you rather people *tell* you they love you or *show* you they love you? Why?

Try This @ Home

This week *tell* each person you live with you love him or her. Then find a way to *show* each person you love him or her. See how it changes your week—and you!

I LOVE YOU!



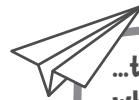
Explore More @ Home

How does Jesus show us God's love?
Here's how: John 3:16 and Romans 5:8.



Make this page a cup!

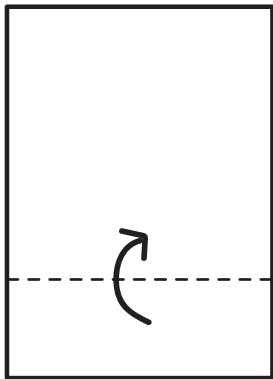
Fold a cup. When you get home



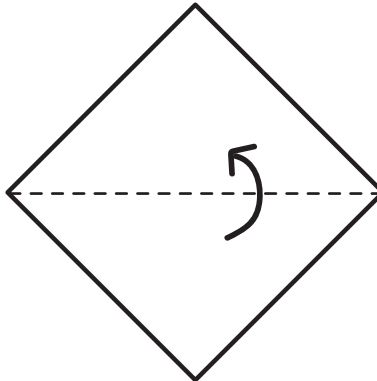
...tell about the Last Supper and why this cup reminds you of Jesus. Then work with everyone to fill the cup with words that describe Jesus!

Here's how:


- 1** Fold the paper to make it a square.



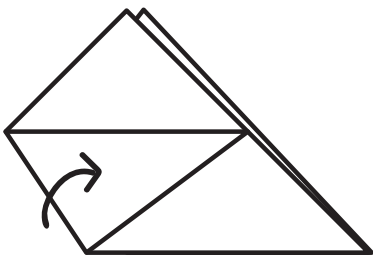
- 2** Fold the square in half diagonally.



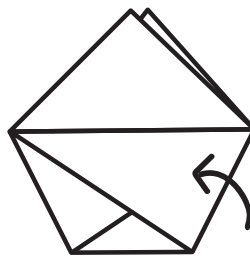
- 3** Make sure the corners meet.



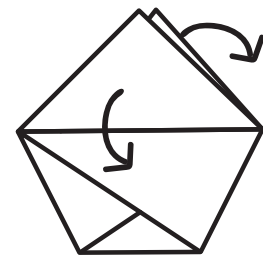
- 4** Fold the bottom left point to the center as shown.



- 5** Fold the bottom right point to the center as shown.



- 6** Fold down the flaps at the top.




- 7** Open up your cup!



You're simply loved...

and so are your friends!
Customize these cool Bible
Memory Buddy cards to
share with friends or family
members. It's a great way to
share God's love!



**Jesus shows us
God's love.**



**The Holy Spirit
helps us.**





THIS IS A SAMPLE
The number of pages is limited.

Purchase the item for the complete version.

