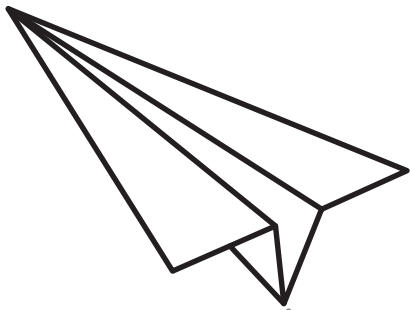


# Take-It-Home Flyers

ELEMENTARY • QUARTER 3





## Group resources really work!

This Group resource incorporates our R.E.A.L. approach to ministry. It reinforces a growing friendship with Jesus, encourages long-term learning, and results in life transformation, because it's



### **Relational**

Learner-to-learner interaction enhances learning and builds Christian friendships.

### **Experiential**

What learners experience through discussion and action sticks with them up to 9 times longer than what they simply hear or read.

### **Applicable**

The aim of Christian education is to equip learners to be both hearers and doers of God's Word.

### **Learner-based**

Learners understand and retain more when the learning process takes into consideration how they learn best.



### **Take-It-Home Flyers—Quarter 3**

Copyright © 2021 Group Publishing, Inc./0000 0001 0362 4853

Visit our website: [group.com/SimplyLoved](https://group.com/SimplyLoved)



All rights reserved. You have Group's permission to photocopy individual pages in this resource for your own local church use. For additional uses, visit [group.com/permissions](https://group.com/permissions).

Scripture quotations are taken from the *Holy Bible*, New Living Translation, copyright ©1996, 2004, 2015 by Tyndale House Foundation. Used by permission of Tyndale House Publishers, Inc., Carol Stream, Illinois 60188. All rights reserved.

ISBN 978-1-4707-6391-6

Printed in the United States of America.

10 9 8 7 6 5 4 3 2 1 25 24 23 22 21 20

001 USA 1120

# Take-It-Home Flyer Tips


Follow these steps to get Take-It Home Flyers off the ground effectively so they'll cruise on a direct flight home.

1. Follow your Simply Loved Leader Guide. The end of each elementary lesson is strategically written to incorporate these flyers.
2. Read the first page to your whole group of kids first. This is meant to be a quiet prayer time that intentionally connects kids to their friend Jesus.
3. Next, ask the "Talk Starter" question aloud, and give time for kids to discuss and pray in Connect Crews.
4. THEN, *and only then*, distribute Take-It-Home Flyers to kids. If you choose to forgo this strategic order, prepare to have papers whizzing by your head before you're ready for them.
5. Be sure to point out the challenge on the top of the folding instructions page. That'll *really* motivate kids to make sure this page gets home.
6. Be sure to give each helper a copy, too—not to fold for themselves, but so kids can reference the instructions once folding begins.

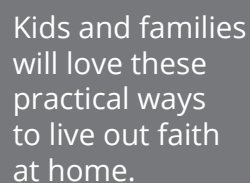
## Prepare for takeoff!

Help your ministry to families really take off with these specially crafted Take-It-Home Flyers. After reading each Jesus-centered flyer and talking with their Connect Crews, kids will follow the directions and fold these flyers into 3-D masterpieces!

Once home, they'll transport meaningful opportunities for Jesus-centered family fun.



**Cool questions help family members tell stories about their own friendship with Jesus!**



Kids and families will love these practical ways to live out faith at home.



After kids make Bible discoveries at church, families can explore more about each lesson's Bible content at home.

## God Sends Manna and Quail From Heaven

(Exodus 16)

**“Trust in the Lord with all your heart; do not depend on your own understanding. Seek his will in all you do, and he will show you which path to take.”**  
(Proverbs 3:5-6)

### God guides us...and gives us what we need.

What do you need? New tennis shoes? The lunchbox you forgot at home? Help with your homework?

While on their way to the Promised Land, Moses and the Israelites needed stuff, too. And God guided and provided for them. When they were hungry, manna appeared every morning and quail flew into camp. And when they weren't sure where to go or what to do, God guided them.

God still takes care of people today. Just think how God provides for *you*.

When you're feeling lonely, a friendly face shows up. When you're sad, someone notices and gives you a hug. And when we all needed a friend who'll never leave, God gave his only Son, Jesus.


That's God guiding you—and giving you what you need. Why? Because he loves you—and all people—that much.

#### Talk- Starter

**Tell about a time God provided for you or your family. What happened? How did you feel?**

#### Try This @ Home

This week ask a grown-up for some bread slices or crackers and place them outside on a plate where birds can see them. To your feathered friends, it's like manna from heaven!



#### Explore More @ Home

God gives us what we need—and provides generously!  
See James 1:17 and Matthew 6:33.



# Make this page fly home!

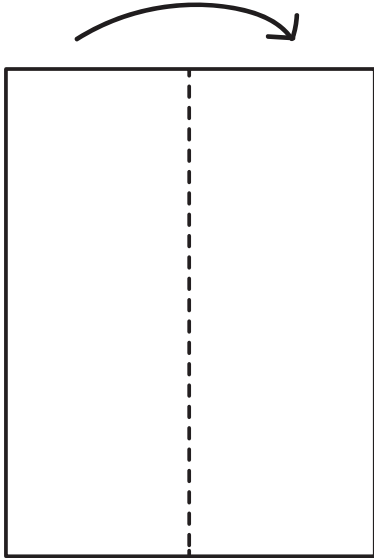
Fold a paper football. When you get home



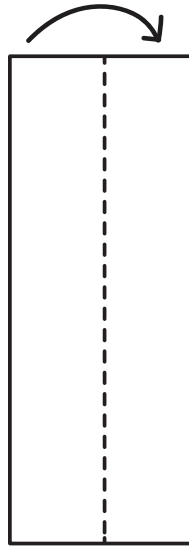
...place a chair about 6 feet from a tabletop. Ask someone to take turns with you and see who can flick the football off the tabletop and make it land in the chair. Tell that person about quail flying into the Israelite camp.

## Here's how:

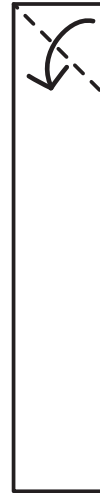
- 1** Fold the paper in half lengthwise as shown.



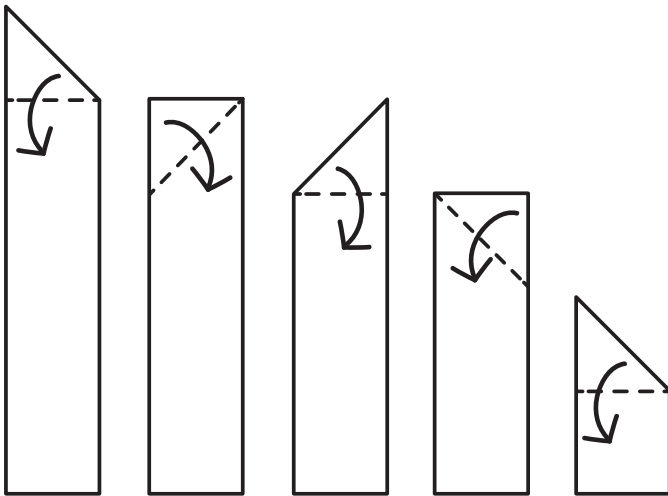
- 2** Fold the still-folded paper in half again as shown.




- 3** Start at the top corner and fold into the center to make a triangle.



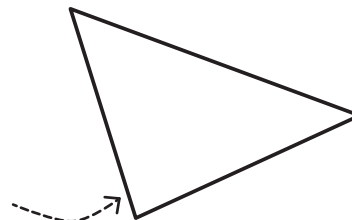
- 4** Keep folding the triangle down the length of the paper.



- 5** Tuck the last bit of paper into the folds of the triangle.



- 6** Hold the "football" on a corner, and give it a flick!



**You're simply loved...**

and so are your friends!  
Customize these cool Bible  
Memory Buddy cards to  
share with friends or family  
members. It's a great way to  
share God's love!



God  
guides  
us.



God helps us  
be brave.







**THIS IS A SAMPLE**  
**The number of pages is limited.**

Purchase the item for the complete version.

