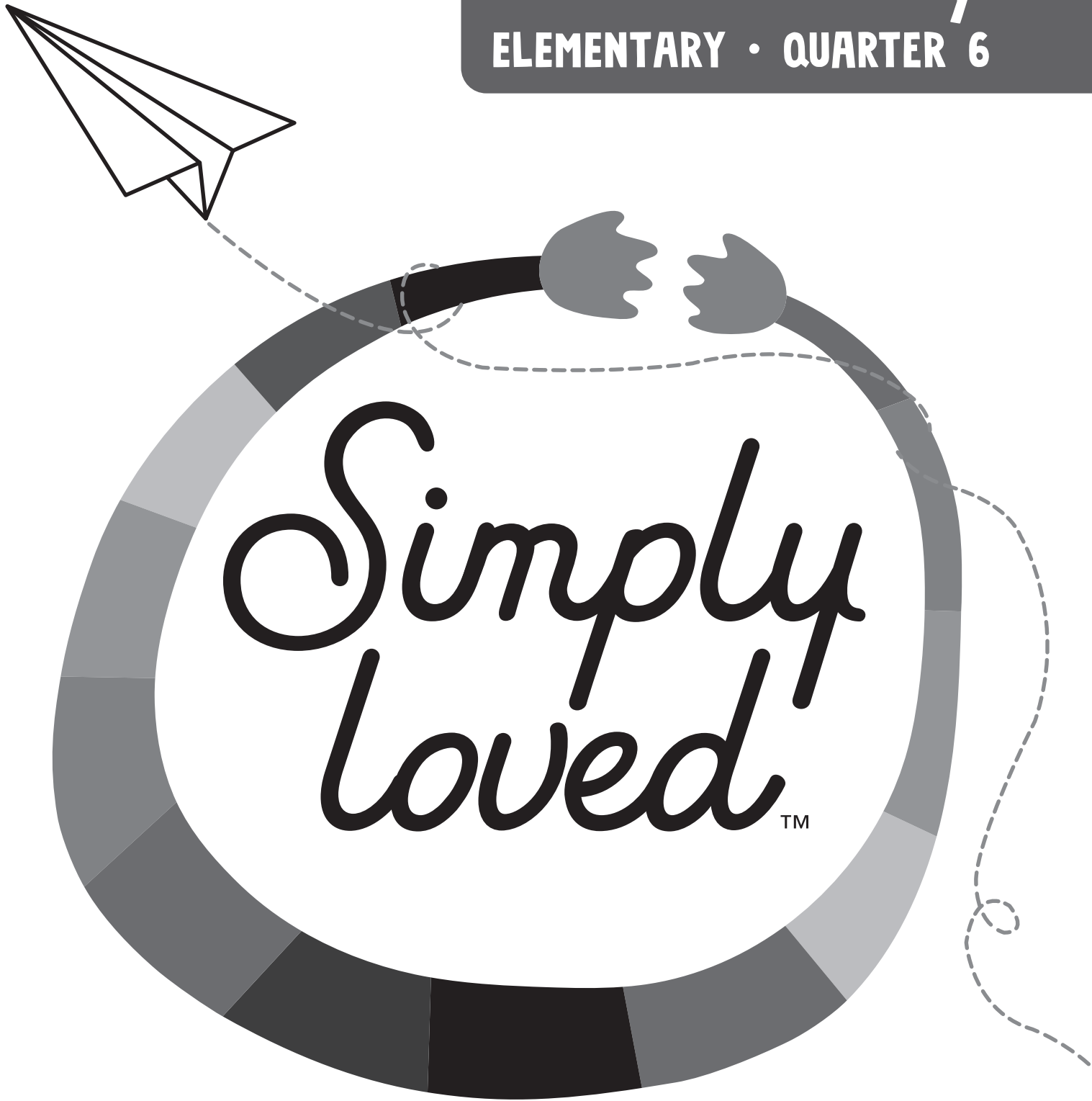


# Take-It-Home Flyers

ELEMENTARY • QUARTER 6





## Group resources really work!

This Group resource incorporates our R.E.A.L. approach to ministry. It reinforces a growing friendship with Jesus, encourages long-term learning, and results in life transformation, because it's:

### Relational

Person-to-person interaction enhances spiritual growth and builds Christian friendships.

### Experiential

What we experience through action and discussion sticks with us up to 9 times longer than what we simply hear or read.

### Applicable

The aim of ministry is to equip people to be both hearers and doers of God's Word.

### Lifelong

Experiences transform the heart, moving faith beyond the walls of church and into everyday life for years to come.



## Take-It-Home Flyers—Quarter 6

Copyright © 2021 Group Publishing, Inc./000 0001 0362 4853

Visit our website: [group.com/SimplyLoved](https://group.com/SimplyLoved)



All rights reserved. You have Group's permission to photocopy individual pages in this resource for your own local church use. For additional uses, visit [group.com/permissions](https://group.com/permissions).

Scripture quotations are taken from the *Holy Bible*, New Living Translation, copyright ©1996, 2004, 2015 by Tyndale House Foundation. Used by permission of Tyndale House Publishers, Inc., Carol Stream, Illinois 60188. All rights reserved.

ISBN 978-1-4707-6606-1

Printed in the United States of America.

10 9 8 7 6 5 4 3 2 1 23 22 21

001 USA 0821



# Take-It-Home Flyer Tips


Follow these steps to get Take-It Home Flyers off the ground effectively so they'll cruise on a direct flight home.

1. Follow your Simply Loved Leader Guide. The end of each elementary lesson is strategically written to incorporate these flyers.
2. Read the first page to your whole group of kids first. This is meant to be a quiet prayer time that intentionally connects kids to their friend Jesus.
3. Next, ask the "Talk Starter" question aloud, and give time for kids to discuss and pray in Connect Crews.
4. THEN, *and only then*, distribute Take-It-Home Flyers to kids. If you choose to forgo this strategic order, prepare to have papers whizzing by your head before you're ready for them.
5. Be sure to point out the challenge on the top of the folding instructions page. That'll *really* motivate kids to make sure this page gets home.
6. Be sure to give each helper a copy, too—not to fold for themselves, but so kids can reference the instructions once folding begins.

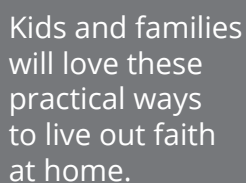
## Prepare for takeoff!

Help your ministry to families really take off with these specially crafted Take-It-Home Flyers. After reading each Jesus-centered flyer and talking with their Connect Crews, kids will follow the directions and fold these flyers into 3-D masterpieces!

Once home, they'll transport meaningful opportunities for Jesus-centered family fun.



**Cool questions help family members tell stories about their own friendship with Jesus!**



Kids and families will love these practical ways to live out faith at home.



After kids make Bible discoveries at church, families can explore more about each lesson's Bible content at home.

## God Shows He's the One True God

(1 Kings 18:16-45)

**"A final word: Be strong in the Lord  
and in his mighty power."**

(Ephesians 6:10)

## Have confidence...God is powerful.

There's a big difference between *hoping* something may work out and being *sure* it will.

The first is wishful thinking. The second is confidence.

When you feel confident, there's a reason. You're confident you'll sink the next free throw because you just sank 14 in a row. Or you're confident you'll shine in the school play because you've rehearsed your lines nonstop for two months.

Confidence feels solid, like you're standing on concrete. Wishful thinking sometimes wobbles.

Here's why you can feel confident about Jesus:

First, he loves you, and his powerful love isn't going anywhere.

And second, Jesus is the most powerful force—ever. Nobody and nothing knocks God's only Son off course or gets in the way of him keeping his promises. And Jesus beat death! Talk about power! If he can do that, there's nothing he can't do.

When you stand with Jesus, you're on a rock-solid foundation. And when you walk with Jesus, you walk with confidence—together you can handle whatever's coming.

### Talk-Starters

**Other than God and Jesus, who's the most powerful person you know? What makes you think of that person as powerful?**

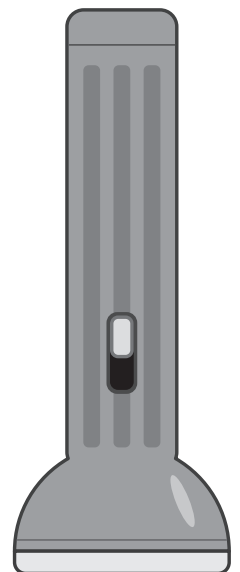
### Try-This-@-Home

Time for a Safety Meeting! Gather everyone together and check out the breaker box that controls the power where you live. If the lights go out, who's going to check the box? What will that person do? Come up with a plan!



### Explore More @ Home

Because of our friendship with Jesus, we can have confidence! See 2 Timothy 1:7 and Hebrews 13:6.




# Make this page fly home!

Fold a flyer. When you get home

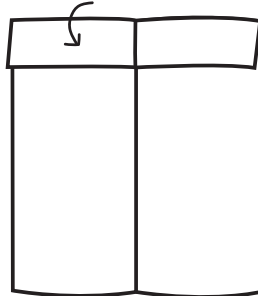
...stand 5 feet away from a target. How confident are you that you'll hit it? How about at 10 feet? 20?

## Here's how:


- 1** Fold the paper in half lengthwise as shown.




- 2** Unfold, then fold the top of the paper down about 2 inches.



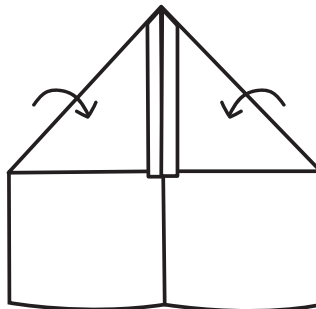
- 3** Fold the top edge down again to meet the bottom of the previous fold.



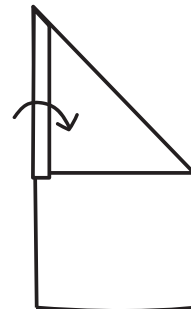
- 4** Fold the folded edge one more time to meet the bottom of the previous fold.



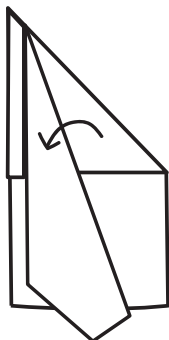
- 5** Fold the top corners down and away from you.



- 6** Fold the plane in half toward you.



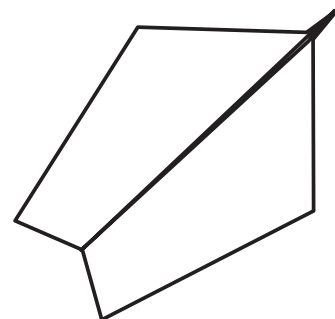
- 7** With the point at the top, fold the wings down on each side.



- 8** Fold up the edges of the wings.



- 9** Take aim, and let it fly!




**You're simply loved...**

and so are your friends!  
Customize these cool Bible  
Memory Buddy cards to  
share with friends or family  
members. It's a great way to  
share God's love!

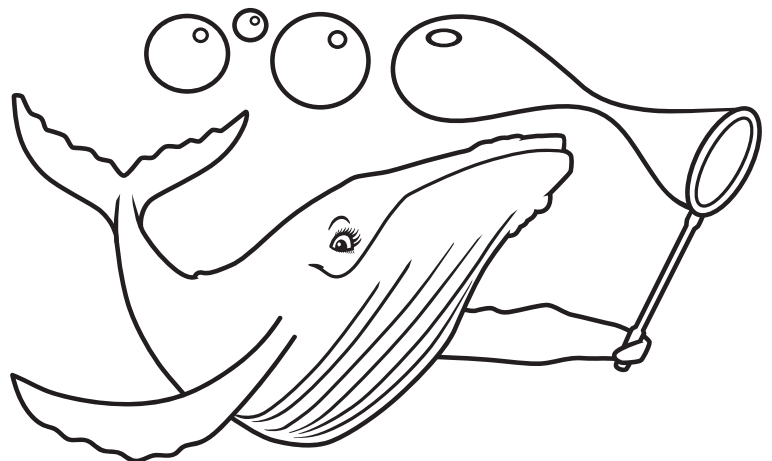




God is  
powerful.



God is always  
with us







# **THIS IS A SAMPLE**

## **The number of pages is limited.**

Purchase the item for the complete version.

