

# LEADER GUIDE

PRE-K & K • HOLIDAY YEAR 1



**PRE-K & K**

**HOLIDAY YEAR 1**



# LEADER GUIDE



Loveland, Colorado  
[group.com/SimplyLoved](http://group.com/SimplyLoved)

**Group**  
Real. Bold. Love.

## Group resources really work!

This Group resource incorporates our R.E.A.L. approach to ministry. It reinforces a growing friendship with Jesus, encourages long-term learning, and results in life transformation, because it's



### Relational

Learner-to-learner interaction enhances learning and builds Christian friendships.

### Experiential

What learners experience through discussion and action sticks with them up to 9 times longer than what they simply hear or read.

### Applicable

The aim of Christian education is to equip learners to be both hearers and doers of God's Word.

### Learner-based

Learners understand and retain more when the learning process takes into consideration how they learn best.



### Leader Guide Pre-K & K—Holiday Year 1

Copyright © 2020 Group Publishing, Inc./0000 0001 0362 4853

Visit our website: [group.com/SimplyLoved](https://group.com/SimplyLoved)



All rights reserved. No part of this book may be reproduced in any manner whatsoever without prior written permission from the publisher, except where noted in the text and in the case of brief quotations embodied in critical articles and reviews. For information, visit [group.com/permissions](https://group.com/permissions).

This creative team is simply honored to create Simply Loved for you:

Laura Baldwin-Stout, Mollie Bickert, Adam Bohlmeyer, Jody Brolsma, Stephen Caine, Jessica Goldsmith, Becky Helzer, Jennifer Hooks, Charity Kauffman, Mikal Keefer, Jan Kershner, Steve Kyle, Peggy Naylor, Joani Schultz, Rodney Stewart, Jeff Storm, and Andrea Zimmerman.

Unless otherwise indicated, all Scripture quotations are taken from the *Holy Bible*, New Living Translation, copyright © 1996, 2004, 2015 by Tyndale House Foundation. Used by permission of Tyndale House Publishers, a Division of Tyndale House Ministries, Carol Stream, Illinois 60188. All rights reserved.

ISBN 978-1-4707-6253-7

Printed in the United States of America.

10 9 8 7 6 5 4 3 2 25 24 23 22 21

# Contents

**Welcome to Simply Loved!**.....4

    How It Works.....5

    Our Strategic Approach .....7

    A Faith Foundation for Young Children .....8

    Classroom Transition Song Lyrics .....9

    Supply Closet Inventory.....10

**Christmas**

    Lesson 1: An Angel Appears to Joseph.....11

    Lesson 2: Magi Search for the Messiah .....21

**Palm Sunday**

    Lesson 3: Jesus Rides Into Jerusalem on a Donkey.....31


**Easter**

    Lesson 4: Jesus Dies and Comes Back to Life .....41

**Bonus Holiday Cards**

    Christmas, Palm Sunday, Easter .....50



# Welcome to Simply Loved!

Welcome to Simply Loved Sunday school—where you and your team simply experience God's love and share it with kids.

**"Dear friends, since God loved us that much, we surely ought to love each other. No one has ever seen God. But if we love each other, God lives in us, and his love is brought to full expression in us."**

(1 John 4:11-12)

With Simply Loved, you, your helpers (we call them Crew Guides), and your kids explore a foundational, Jesus-centered journey through God's story of love. We believe that faith isn't a subject to be mastered; it's a relationship to grow! So every single component of Simply Loved sets the stage for you to more intentionally grow friendship with Jesus and each other. Keep reading to find out what that'll look like in *your* classroom.

Join our Simply Loved Facebook community to learn from children's ministry leaders just like you!

 [facebook.com/groups/simplylovedteacherslounge](https://facebook.com/groups/simplylovedteacherslounge)



# How It Works

## Simple Volunteer Roles

You'll need the following volunteers:


**Leader:** (That's you!) The one person in each teaching space who has looked over the lesson and will direct all activities. The glance-able, structured lessons in this guide allow leaders to spend more time interacting with kids and less time glued to scripts.

**Crew Guide:** A helper who simply shows up and participates with kids. Crew Guides don't need to be Bible experts—simply people who love Jesus and kids!

## A Simple, Flexible Lesson!

### Simple Prep for Leaders

Prepare your heart and pray for the kids before each lesson. Plus, check off supplies as you gather them!



### Opening Options

Choose from two opening activities—both introduce the day's Bible Point. Each unit creatively uses the same supplies all four weeks. That means you'll need to gather Opening Options supplies only once a month! If you'd like, set up these Opening Options as activity stations in your room. Simply cut apart the cards you'll find in each lesson and place one at each station to guide activity and conversation. Or, do one or both activities with all kids together. You choose!




### Sing & Play

Gather kids to sing and discover the Bible Point. Plus, a Bible Memory Buddy connects the Bible verse to kids' everyday lives.



### Bible Discovery

We've given you lots of options, but don't skip this part! It's the "meat" of the lesson where kids experience God's greatest gift in an interactive, hands-on way. There's no time to be bored as kids and Connect Crews follow the Leader through a memorable Bible experience. You'll read directly from the Bible throughout the Bible Discovery, so be sure to mark your place ahead of time and choose a kid-friendly translation to read from. We've intentionally chosen shorter passages for young attention spans.



## Apply-It Options

Consider your time frame, and take your pick: a game, a snack, or a Coloring Creation page! Each option applies the Bible Point to everyday kid life, making faith relevant to even young kids.



## Goodbye Circle

Wrap up your lesson with a gospel-centered Jesus connection, and remind kids that Jesus is with them wherever they go! Plus, affirm kids by name as you give each child a Bible Memory Buddy sticker at the end of each lesson.

## A Simple, Flexible Format!

### Age-Graded Classrooms

It's simple! You'll need one prepared leader and at least one helper (we call helpers Crew Guides) for each teaching space. We recommend having a media player handy in each space for music and each week's Bible Memory Buddy video.



### Age-Graded Classrooms With a Multi-Age Opening

It's simple! Lead the Sing & Play section with all ages together. Set up a media player in your gathering area so that when you're all together, you can sing along with music videos, introduce the Bible Point, and meet the Bible Memory Buddy! Then, disperse to age-graded classrooms for Bible Discovery, Apply-It Options, and the Goodbye Circle. You'll need one prepared leader and at least one helper (we call helpers Crew Guides) for each teaching space.



### One (big or small) Room With Multi-Age Kids

It's simple! You'll need one prepared leader plus at least one helper (we call helpers Crew Guides). Ideally, you'll have one Crew Guide for every five to eight kids, but it can work with your church's volunteer-to-children ratios. We recommend having a media player handy for music and each week's Bible Memory Buddy video.



# Our Strategic Approach

There are “whys” behind every lesson component, and we want to share them with you! Here are the guiding principles behind the creation of Simply Loved Sunday school curriculum.

You may have heard...	But we've found...	That's why...
“It's hard to recruit volunteers.”	When volunteers need less prep time, have fun, and feel like they're making a difference, they'll make serving a priority.	Simply Loved volunteer roles are important, but easy!
“Kids need to be entertained.”	Kids need to be noticed and loved.	Simply Loved lessons are designed to help you listen to kids and get to know them.
“You need a lot of supplies.”	You need only a few supplies used in creative ways.	Simply Loved incorporates minimal supplies each unit but uses them in innovative ways to introduce and apply the day's lesson.
“We need helpers—any warm body will do.”	Helpers don't just assist. Even though they don't need to prep, they serve an important relational purpose and make a big difference in kids' lives.	Simply Loved helpers have a name and an elevated role: they're “Crew Guides”! They participate along with the kids, play a meaningful role in lessons, and make a difference by building friendships with kids.
“Kids are rarely able to remember Scripture.”	Creating a visual and emotional connection to Scripture dramatically helps kids remember and understand why the Bible matters in their everyday lives.	Simply Loved incorporates kid-friendly videos featuring Bible Memory Buddies (animals God created) to help them understand Bible truths and trigger Scripture memory. And Bible Memory Buddies help discoveries stick! (wink, wink)
“Teachers are Bible experts.”	Teachers are channels of friendship who help children understand and experience Jesus' love.	Simply Loved uses human relationships to communicate God's love in a tangible way. Built-in conversation starters help teachers share their personal stories and their own friendship with Jesus.
“Covering a lot of information is intimidating.”	Reaching children is simple when you focus on one Bible Point.	Simply Loved repeats key Bible Points in different ways so truths sink deep. And it combines the repetition of a Bible Point with an auditory and physical response that will stick with kids long after your lesson ends.
“Success requires getting through the whole lesson.”	You'll clearly communicate the key Bible Point no matter how far you get.	With Simply Loved, a palette of Bible Point-supporting options gives you the freedom to choose what works for your kids and your time frame. So no matter how much of the lesson you complete, the Truth from God's Word shines through.
“Kids'll get bored if you repeat something they've heard before.”	Kids appreciate routine and repetition when it's done in a fun way.	Simply Loved's scope and sequence intentionally repeats the Bible verse and Point for four weeks. This strategically cements Bible learning no matter how often kids attend.

# A Faith Foundation for Young Children

As their leader, you get to show young children what loving Jesus looks like! And Simply Loved will help. Simply Loved incorporates these Age-Level Building Blocks to create a wonderful foundation for young children to learn to love and follow Jesus.



**Young children are active!** They like to move and use their whole bodies to make discoveries, so Simply Loved lessons engage young kids in a variety of active, hands-on ways.

**Young children have short attention spans.** Simply Loved lessons are broken down into bite-size pieces. Be sure to use the Simply Loved classroom songs to help young kids move from one thing to the next.

**Young children feel so many things!** Anger, frustration, love, comfort, fear. When you're sharing a Bible story, Simply Loved identifies a key emotion in the story and pauses to ask young children about a time they felt that way. Connecting to emotion cements learning and helps young children know that Jesus understands their feelings and is with them, no matter what.

**Jesus often used tangible examples to make abstract learning more concrete.** So Simply Loved uses everyday preschool items like blocks, backpacks, dolls, and trains!

**It's young children's job to play!** So Simply Loved incorporates imagination and play into Bible teaching.

**Young children learn through repetition, so Simply Loved repeats, repeats, repeats.** Each Simply Loved Pre-K & K lesson is centered around one easy-to-remember Bible Point that's said over and over. Repetition helps cement Bible truths into young minds and hearts to help them—not just someday, but right now!

**Keep it simple.** Young children need to know basic truths about God, so keep it simple! Simply Loved keeps memory verses simple and easy to understand, crafts simple so little hands can handle them, and games simple so kids can jump right in and play. We've left snacks up to you, so keep snacks simple and be mindful of allergies.

**Young children thrive when they know what to expect.** So Simply Loved establishes a predictable classroom routine young children can rely on.

Young children are busy explorers! Sometimes their curiosity can lead to unexpected emergencies. Be sure to supervise your little friends as they work with small objects to prevent choking hazards. And always double check for allergies before serving food. Most times, Simply Loved leaves snack choices up to you; however, if food supplies are listed, note this allergy alert to remind you to use caution when serving your young friends.

⚠️ *Allergy alert! Check for food allergies or limitations before serving.*

# Classroom Transition Song Lyrics 🎵

Catchy transition music signals times of welcome, cleanup, prayer, and send-off, and these songs help kids wrap up one activity and move on to the next. These high-quality songs have been professionally produced so leaders don't need to be vocalists. But if you do want to sing along, here are the words!

## The Cleanup Song

Doot, doot, doo, doo, doo.  
Time to clean up.  
Clean up!  
Cleanup can be fun!  
  
Oh, oh, oh, oh, oh!  
Clean up!  
Cleanup can be fun!  
  
Doot, doot, doo, doo, doo.  
Now our cleanup—  
Is done!  
Cleanup can be fun.  
  
Oh, oh, oh, oh, oh!  
Clean up!  
Cleanup can be fun!

"The Cleanup Song" by Sam Mizell. © 2020 Group Publishing, Inc.  
All rights reserved. No unauthorized use or duplication permitted.

## Hello, My Friends

Hello, my friends. *(wave)*  
Who's here today? *(shrug shoulders)*  
Let's say hello and play a game! *(wave)*  
  
C'mon, shake a hand.  
High-five!  
Spin around.  
Now say your name!  
  
Jesus loves you, *(hug yourself)*  
Yes, it's true. *(nod yes)*  
He loves you, he loves you,  
He loves you, he loves you! *(point to friends)*  
  
Jesus loves you, *(hug yourself)*  
Yes, it's true. *(nod yes)*  
He loves you.  
He loves you, and you, and you,  
and you, and you! *(point to friends)*  
  
Hello, my friends. *(wave)*  
Who's here today? *(shrug shoulders)*  
Let's say hello *(wave)*  
and shout hooray! *(pump fist in air)*

"Hello, My Friends" by Sam Mizell. © 2020 Group Publishing, Inc.  
All rights reserved. No unauthorized use or duplication permitted.

## God, You Are So Good

God, you are so good. *(extend arms up)*  
We thank you for our food. *(fold hands together)*  
You give me what I need. *(hold arms out)*  
You take good care of me. *(hug yourself)*  
Amen. *(fold hands together)*

"God, You Are So Good" by Sam Mizell. © 2020 Group Publishing, Inc.  
All rights reserved. No unauthorized use or duplication permitted.

## Goodbye, My Friends

Goodbye, my friends. *(wave one hand)*  
It's time to go. *(wave other hand)*  
It's time to make my way back home. *(march in place)*  
I know Jesus loves me. *(hug yourself)*  
He loves me so, oh! *(spread arms wide)*  
  
Everywhere I go, *(march in place)*  
Jesus loves me. *(hug yourself)*  
Everywhere I go, *(march in place)*  
He's thinking of me. *(point to head)*  
Everywhere I go, *(march in place)*  
Jesus loves me. *(hug yourself)*  
Everywhere I go. *(march in place)*  
  
Goodbye, my friends. *(wave)*

"Goodbye, My Friends" by Sam Mizell. © 2020 Group Publishing, Inc.  
All rights reserved. No unauthorized use or duplication permitted.



# Supply Closet Inventory

## Pre-K & K—Holiday Year 1

Have these items handy for some hands-on fun!

### Program Essentials

- ☐ Bible
- ☐ *Music* CD\*
- ☐ *Buddy Video* DVD\*
- ☐ *Music Video* DVD\*
- ☐ Bible Story posters\*
- ☐ Bible Memory Buddy poster\*
- ☐ Bible Memory Buddy stickers\*
- ☐ Coloring Creation pages\*
- ☐ media player

### Art Supplies

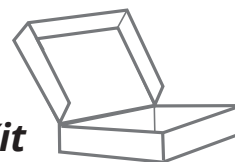
- ☐ crayons, including multicultural crayons
- ☐ glue sticks
- ☐ Glue Dots
- ☐ tissue paper
- ☐ craft sticks
- ☐ washable markers
- ☐ child-safe scissors
- ☐ red, green, blue, and yellow construction paper
- ☐ tape
- ☐ foam shapes
- ☐ sharpened pencils

### Toys & Goodies

- ☐ snack (you choose!)
- ☐ Mary and Joseph figurines from a nativity (*optional*)
- ☐ soft star-shaped ornament
- ☐ treats (*optional*)
- ☐ Easter baskets
- ☐ plastic eggs

### Odds & Ends

- ☐ napkins
- ☐ hand cleanser
- ☐ wet wipes
- ☐ paper bags
- ☐ wrapping paper
- ☐ flashlight
- ☐ any kitchen spice
- ☐ painter's tape
- ☐ dark-colored plastic tablecloths
- ☐ towels or sheets



\* *in your Simply Loved Kit*

# An Angel Appears to Joseph

## We Celebrate Jesus

(Matthew 1:18-24)

Bible Point

**We celebrate Jesus.**

### Purpose

Who cared for baby you? Maybe it was a mom, a dad, a stepdad, a grandparent who's like a parent, or a non-biological parent who welcomed you as their own. No matter the make-up, God creates families. He puts people in each other's lives for a reason.

God put Joseph in Jesus' life for a reason. It's through Joseph's line that the Messiah came. God must have created Joseph to be a uniquely compassionate and loyal man, and that's just the man Mary—and baby Jesus—needed.

Young children's worlds revolve around their family experience. They know they need care and help and comfort. Use this lesson to help kids discover Jesus' family: his Father, who loves them so much; and his kind-of-stepfather, who cared for Jesus during his very first years on earth.



### Prayer

Dear God, thank you for loving us and sending your only Son, Jesus, to be our Savior. Love these kids through me today. In Jesus' name, amen.

### Prep

Opening Options	Sing & Play	Bible Discovery & Goodbye Circle	Apply-It Options
<input type="checkbox"/> Option Cards* <input type="checkbox"/> <i>Christmas Trees</i> : tissue paper, craft sticks, glue sticks, Glue Dots, markers, child-safe scissors <input type="checkbox"/> <i>Tall Towers</i> : plastic eggs, paper bag	<input type="checkbox"/> <i>Music</i> CD* <input type="checkbox"/> <i>Music Video</i> DVD* <input type="checkbox"/> <i>Buddy Video</i> DVD* <input type="checkbox"/> Olivia Bible Memory Buddy poster* <input type="checkbox"/> media player <input type="checkbox"/> Bible (bookmark John 3:16)	<input type="checkbox"/> "An Angel Appears to Joseph" Bible Story poster* <input type="checkbox"/> <i>Music</i> CD* <input type="checkbox"/> Olivia Bible Memory Buddy stickers* (1 per child) <input type="checkbox"/> media player <input type="checkbox"/> Bible (bookmark Matthew 1:20-21, 24) <input type="checkbox"/> Mary and Joseph figurines from a nativity (optional) <input type="checkbox"/> washable markers <input type="checkbox"/> wet wipes	<input type="checkbox"/> <i>Game</i> : red, green, blue, and yellow construction paper; tape <input type="checkbox"/> <i>Food-n-Friendship</i> : snack, napkins, hand cleanser, <i>Music</i> CD*, media player <input type="checkbox"/> <i>Coloring Creation</i> : "An Angel Appears to Joseph" Coloring Creation pages (1 per child), crayons, small pieces of wrapping paper, glue sticks, <i>Music</i> CD*, media player

\* in your **Simply Loved Kit**



# Opening Options

Set up one—or both—of these intro activities to start your time together. Each activity connects kids to the Bible Point and to each other. Cut apart these Option Cards, and place one by each activity you choose. Crew Guides will follow the directions and build friendships with kids as they make discoveries together!



## Christmas Trees

### Supplies

- tissue paper, craft sticks, glue sticks, Glue Dots, markers, child-safe scissors

Make and decorate Christmas tree ornaments.

**?** Do you sleep well the night before Christmas? Why or why not?

**?** What do you hope to find under the Christmas tree on Christmas morning?

Today we'll hear a story about a man who was visited by an angel in a dream. The angel had news worth celebrating: Jesus would be born! **We'll celebrate Jesus, too!**

## Tall Towers

### Supplies

- plastic eggs, paper bag

Separate the eggs, and then stack the halves to make tall towers. Make different color patterns and count the eggs in your tower. Place the eggs in a paper bag when you've finished.

**?** What has surprised you this week?

We usually see these colorful eggs only at Easter time, but today we used them in a fun and surprising new way. Today we'll hear about another surprise for a man named Joseph, and **we'll celebrate Jesus.**

# Opening

Now's a great time for Opening Options. Choose one—or both—to introduce today's Bible discoveries.



**"The Cleanup Song"** (*Music CD track 1*)

Help kids transition by cleaning up before sitting with their Connect Crews. A Connect Crew is a smaller group of kids with one Crew Guide.



## Sing & Play

### Welcome

Hi, friends! Let's spread some Christmas cheer. Show me your biggest, merriest smiles! Smile at kids. Wow! Let's sing our welcome song and say hello to our friends.



**"Hello, My Friends"** (*Music CD track 2*)

Now let's say hi to our Crew Guides. They're our go-to friends who are here to have fun and learn along with us.

- Kids give their Crew Guides a high-five.

### Bible Point

Today **we'll celebrate Jesus**. Every time you hear the words **"We celebrate Jesus,"** make fists and then pop your hands open like fireworks and say, **"Hooray, Jesus!"** Let's try that together. Repeat several times.

Repetition cements learning, so be sure to say today's Bible Point A LOT. Have fun with it! Kids will love listening for it and responding with **"Hooray, Jesus!"**

Celebrating Jesus is what Christmas is all about. Why? Well, I'll tell you. Watch, and do what I do!

Jesus came to earth as a baby. (*pretend to hold a baby*)  
So...we celebrate Jesus. (*Hooray, Jesus!*)

Jesus is suuuper special. (*give two thumbs-up*)  
So...we celebrate Jesus. (*Hooray, Jesus!*)

### Supplies

- Bible
- *Music CD*
  - "Hello, My Friends"
- *Music Video DVD*
  - "What Child Is This?" music video
  - "Joy to the World!" music video
- *Buddy Video DVD*
  - Olivia Bible Memory Buddy video (Week 1)
- media player
- Olivia Bible Memory Buddy poster



**Hooray, Jesus!**

**Jesus loves us this much.** *(spread arms out wide)*

**So...we celebrate Jesus.** *(Hooray, Jesus!)*

**Jesus is our friend.** *(hold hands over heart)*

**So...we celebrate Jesus.** *(Hooray, Jesus!)*

Repeat several times.

If kids like something, they'll want to do it again! So embrace repetition and take time to repeat activities.

**Jesus was a very special baby because he is God's Son. Let's celebrate Jesus with a song.**



**"What Child Is This?"** music video

## Bible Memory Buddy & Verse

Let's find out more about Jesus, the special baby, and see what our friend Buzzly Bee has to say. **Bee-lieve** me, he has good things to show us today. Let's call for Buzzly. Do what I do!



- Flap hands quickly like a bee.
- Make buzzing sounds.



**Olivia Bible Memory Buddy video** (Week 1)



**We celebrate Jesus.** *(Hooray, Jesus!)* **Olivia the barn owl can remind us of love.**

- Show the Bible Memory Buddy poster.
- Trace Olivia's face to show that it's the shape of a heart.
- Show kids how to shape their hands into a heart shape.

**Olivia the barn owl's face is shaped like a heart. God showed his love for us by giving us the best Christmas gift ever—Jesus! At Christmas, we celebrate Jesus.** *(Hooray, Jesus!)*



Show the Bible. **The Bible is God's true story of love! Our Bible Memory Verse comes from the Bible. Let's say it together. I'll say a line, and then you repeat after me.**

**"For this is how God loved the world:** *(make a heart shape with hands)*  
**He gave his one and only Son."** *(extend arm and hold up pointer finger)*  
*(John 3:16)*

**I'm so glad God loves me. And I'm so glad God loves you. And I'm so glad God loves the whole world! Let's sing another Christmas song. When we sing "Joy to the world, the Lord is come," we're talking about Jesus!**



**"Joy to the World!"** music video

# Bible Discovery

Today **we'll celebrate Jesus.** (*Hooray, Jesus!*) People celebrate lots of special things. Let's do some celebrating. Watch, and do what I do.

- **People celebrate when their team wins the game.**
- Pretend to wave pompoms and say "Hooray!"
- **People celebrate getting married.**
- Blow kisses and say "Hooray!"
- **And people celebrate when babies are born.**
- Pretend to hold a baby and say "Hooray" like you're talking to a baby.

**Let's talk more about babies in our Connect Crews.**

- Get comfy and sit in knee-to-knee circles with Connect Crews.
- **Tell about a baby you know. Who cares for the baby?** Invite Crew Guides to share first.
- Crew Guides give thumbs-up when everyone has shared.

Hold up a Bible. **Our Bible story today tells about a special baby. It's Jesus! God sent his Son, Jesus, to earth to show how much he loves us. But babies can't live by themselves. They need moms, dads, even brothers and sisters to take care of them.**

**So God gave Jesus a family. Jesus had a mom named Mary.** Hold up Mary from a nativity scene (*optional*). **And a dad named Joseph.** Hold up Joseph from a nativity scene (*optional*). **Hmm. You all need a Mary and Joseph, too. I know what we can do!**

- Ask a Crew Guide to hold up two pointer fingers.
- Use a washable marker to draw a smiley face on each pointer finger.
- Explain that one finger is Mary and the other is Joseph!
- Give each Crew Guide a washable marker.
- Have Crew Guides draw "Mary" and "Joseph" on each child's fingers.

**Let's see Mary and Joseph!**

- Have kids hold up one finger for Joseph. Wave at all the Josephs.
- Have kids hold up their other finger for Mary. Wave at all the Marys.

**God gave Jesus a family. But Mary and Joseph didn't know God's plan at first.** Hold up your "Mary" finger. **So God sent an angel to tell Mary. Let's sing a little song about the angel's message to Mary.**

## Supplies

- Bible
- "An Angel Appears to Joseph" Bible Story poster
- Mary and Joseph figurines from a nativity (*optional*)
- washable markers
- wet wipes

We call helpers Crew Guides. If you lead a small class, you can be the Crew Guide. Simply gather kids in a cozy circle around you. If you have helpers, form smaller groups so each child can be known—and so kids can befriend your helpers, too!

It's okay if kids would rather not have marker on their fingers; they can still pretend to be Mary and Joseph.

# Keep your Sundays simple—and your kids delighted—with Simply Loved.

This Pre-K & K Leader Guide provides a step-by-step, simple-to-follow plan for Simply Loved Holiday Year 1 lessons. Featuring memorable, hands-on, friendship-focused activities, each lesson easily adapts to your unique Sunday school format while guiding kids on a foundational, Jesus-centered journey through God's story of love.

## Holiday Bible Discoveries:

Unit/Week	Unit Theme	Lesson Theme
Christmas Week 1	<b>We celebrate Jesus.</b>	<b>An Angel Appears to Joseph</b> (Matthew 1:18-24)
Christmas Week 2		<b>Magi Search for the Messiah</b> (Matthew 2:1-12)
Palm Sunday		<b>Jesus Rides Into Jerusalem on a Donkey</b> (Matthew 21:1-11)
Easter		<b>Jesus Dies and Comes Back to Life</b> (Mark 15:16-16:8)

 Join the Simply Loved Facebook community and learn from children's ministry leaders just like you! **[facebook.com/groups/simplylovedteacherslounge](https://facebook.com/groups/simplylovedteacherslounge)**



# **THIS IS A SAMPLE**

## **The number of pages is limited.**

Purchase the item for the complete version.

