

LEADER GUIDE
PRE-K & K • HOLIDAY YEAR 2



PRE-K & K

HOLIDAY YEAR 2



LEADER GUIDE





Group resources really work!

This Group resource incorporates our R.E.A.L. approach to ministry. It reinforces a growing friendship with Jesus, encourages long-term learning, and results in life transformation, because it's:

Relational

Person-to-person interaction enhances spiritual growth and builds Christian friendships.

Experiential

What we experience through action and discussion sticks with us up to 9 times longer than what we simply hear or read.

Applicable

The aim of ministry is to equip people to be both hearers and doers of God's Word.

Lifelong

Experiences transform the heart, moving faith beyond the walls of church and into everyday life for years to come.



Leader Guide Pre-K & K—Holiday Year 2

Copyright © 2021 Group Publishing, Inc./0000 0001 0362 4853

Visit our website: group.com/SimplyLoved



All rights reserved. No part of this book may be reproduced in any manner whatsoever without prior written permission from the publisher, except where noted in the text and in the case of brief quotations embodied in critical articles and reviews. For information, visit group.com/permissions.

This creative team is simply honored to create Simply Loved for you:

Laura Baldwin-Stout, Jody Brolsma, Lyndsay Gerwing, Jennifer Hooks, Charity Kauffman, Steve Kyle, Peggy Naylor, Joani Schultz, Rodney Stewart, Jeff Storm, Ali Thompson, and Kate Warnock.

Unless otherwise indicated, all Scripture quotations are taken from the *Holy Bible*, New Living Translation, copyright © 1996, 2004, 2015 by Tyndale House Foundation. Used by permission of Tyndale House Publishers, a Division of Tyndale House Ministries, Carol Stream, Illinois 60188. All rights reserved.

ISBN 978-1-4707-6609-2

Printed in the United States of America.

10 9 8 7 6 5 4 3 2 1 26 25 24 23 22 21

Contents

Welcome to Simply Loved!	4
How It Works.....	5
Our Strategic Approach.....	7
A Faith Foundation for Young Children.....	8
Classroom Transition Song Lyrics.....	9
Supply Closet Inventory.....	10
Christmas	
Lesson 1: Mary and Joseph Travel to Bethlehem.....	11
Lesson 2: Shepherds Hear the Good News.....	21
Palm Sunday	
Lesson 3: People Celebrate Jesus.....	31
Easter	
Lesson 4: Jesus Is Alive!.....	41
Bonus Holiday Cards	
Christmas, Palm Sunday, Easter.....	50



Welcome to Simply Loved!

Welcome to Simply Loved Sunday school—where you and your team simply experience God’s love and share it with kids.

“Dear friends, since God loved us that much, we surely ought to love each other. No one has ever seen God. But if we love each other, God lives in us, and his love is brought to full expression in us.”

(1 John 4:11-12)

With Simply Loved, you, your helpers (we call them Crew Guides), and your kids explore a foundational, Jesus-centered journey through God’s story of love. We believe that faith isn’t a subject to be mastered; it’s a relationship to grow! So every single component of Simply Loved sets the stage for you to more intentionally grow friendship with Jesus and each other. Keep reading to find out what that’ll look like in *your* classroom.

Join our Simply Loved Facebook community to learn from children’s ministry leaders just like you!

 [facebook.com/groups/simplylovedteacherslounge](https://www.facebook.com/groups/simplylovedteacherslounge)



How It Works

Simple Volunteer Roles

You'll need the following volunteers:

Leader: (That's you!) The one person in each teaching space who has looked over the lesson and will direct all activities. The glance-able, structured lessons in this guide allow leaders to spend more time interacting with kids and less time glued to scripts.

Crew Guide: A helper who simply shows up and participates with kids. Crew Guides don't need to be Bible experts—simply people who love Jesus and kids!



A Simple, Flexible Lesson!


Simple Prep for Leaders

Prepare your heart and pray for the kids before each lesson. Plus, check off supplies as you gather them!



Opening Options

Choose from two opening activities—both introduce the day's Bible Point. Each unit creatively uses the same supplies all four weeks. That means you'll need to gather Opening Options supplies only once a month! If you'd like, set up these Opening Options as activity stations in your room. Simply cut apart the cards you'll find in each lesson and place one at each station to guide activity and conversation. Or, do one or both activities with all kids together. You choose!



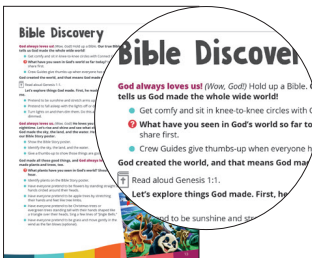
Sing & Play


Gather kids to sing and discover the Bible Point. Plus, a Bible Memory Buddy connects the Bible verse to kids' everyday lives.



Bible Discovery


We've given you lots of options, but don't skip this part! It's the "meat" of the lesson where kids experience God's greatest gift in an interactive, hands-on way. There's no time to be bored as kids and Connect Crews follow the Leader through a memorable Bible experience. You'll read directly from the Bible throughout the Bible Discovery, so be sure to mark your place ahead of time and choose a kid-friendly translation to read from. We've intentionally chosen shorter passages for young attention spans.





Apply-It Options

Consider your time frame, and take your pick: a game, a snack, or a Coloring Creation page! Each option applies the Bible Point to everyday kid life, making faith relevant to even young kids.



Goodbye Circle

Wrap up your lesson with a gospel-centered Jesus connection, and remind kids that Jesus is with them wherever they go! Plus, affirm kids by name as you give each child a Bible Memory Buddy sticker at the end of each lesson.

A Simple, Flexible Format!

Age-Graded Classrooms

It's simple! You'll need one prepared leader and at least one helper (we call helpers Crew Guides) for each teaching space. We recommend having a media player handy in each space for music and each week's Bible Memory Buddy video.



Age-Graded Classrooms With a Multi-Age Opening

It's simple! Lead the Sing & Play section with all ages together. Set up a media player in your gathering area so that when you're all together, you can sing along with music videos, introduce the Bible Point, and meet the Bible Memory Buddy! Then, disperse to age-graded classrooms for Bible Discovery, Apply-It Options, and the Goodbye Circle. You'll need one prepared leader and at least one helper (we call helpers Crew Guides) for each teaching space.



One (big or small) Room With Multi-Age Kids

It's simple! You'll need one prepared leader plus at least one helper (we call helpers Crew Guides). Ideally, you'll have one Crew Guide for every five to eight kids, but it can work with your church's volunteer-to-children ratios. We recommend having a media player handy for music and each week's Bible Memory Buddy video.



Our Strategic Approach

There are “whys” behind every lesson component, and we want to share them with you! Here are the guiding principles behind the creation of Simply Loved Sunday school curriculum.

You may have heard...	But we've found...	That's why...
“It’s hard to recruit volunteers.”	When volunteers need less prep time, have fun, and feel like they’re making a difference, they’ll make serving a priority.	Simply Loved volunteer roles are important, but easy!
“Kids need to be entertained.”	Kids need to be noticed and loved.	Simply Loved lessons are designed to help you listen to kids and get to know them.
“You need a lot of supplies.”	You need only a few supplies used in creative ways.	Simply Loved incorporates minimal supplies each unit but uses them in innovative ways to introduce and apply the day’s lesson.
“We need helpers—any warm body will do.”	Helpers don’t just assist. Even though they don’t need to prep, they serve an important relational purpose and make a big difference in kids’ lives.	Simply Loved helpers have a name and an elevated role: they’re “Crew Guides”! They participate along with the kids, play a meaningful role in lessons, and make a difference by building friendships with kids.
“Kids are rarely able to remember Scripture.”	Creating a visual and emotional connection to Scripture dramatically helps kids remember and understand why the Bible matters in their everyday lives.	Simply Loved incorporates kid-friendly videos featuring Bible Memory Buddies (animals God created) to help them understand Bible truths and trigger Scripture memory. And Bible Memory Buddies help discoveries stick! (wink, wink)
“Teachers are Bible experts.”	Teachers are channels of friendship who help children understand and experience Jesus’ love.	Simply Loved uses human relationships to communicate God’s love in a tangible way. Built-in conversation starters help teachers share their personal stories and their own friendship with Jesus.
“Covering a lot of information is intimidating.”	Reaching children is simple when you focus on one Bible Point.	Simply Loved repeats key Bible Points in different ways so truths sink deep. And it combines the repetition of a Bible Point with an auditory and physical response that will stick with kids long after your lesson ends.
“Success requires getting through the whole lesson.”	You’ll clearly communicate the key Bible Point no matter how far you get.	With Simply Loved, a palette of Bible Point-supporting options gives you the freedom to choose what works for your kids and your time frame. So no matter how much of the lesson you complete, the Truth from God’s Word shines through.
“Kids’ll get bored if you repeat something they’ve heard before.”	Kids appreciate routine and repetition when it’s done in a fun way.	Simply Loved’s scope and sequence intentionally repeats the Bible verse and Point for four weeks. This strategically cements Bible learning no matter how often kids attend.

A Faith Foundation for Young Children

As their leader, you get to show young children what loving Jesus looks like! And Simply Loved will help. Simply Loved incorporates these Age-Level Building Blocks to create a wonderful foundation for young children to learn to love and follow Jesus.



Young children are active! They like to move and use their whole bodies to make discoveries, so Simply Loved lessons engage young kids in a variety of active, hands-on ways.

Young children have short attention spans. Simply Loved lessons are broken down into bite-size pieces. Be sure to use the Simply Loved classroom songs to help young kids move from one thing to the next.

Young children feel so many things! Anger, frustration, love, comfort, fear. When you're sharing a Bible story, Simply Loved identifies a key emotion in the story and pauses to ask young children about a time they felt that way. Connecting to emotion cements learning and helps young children know that Jesus understands their feelings and is with them, no matter what.

Jesus often used tangible examples to make abstract learning more concrete. So Simply Loved uses everyday preschool items like blocks, backpacks, dolls, and trains!

It's young children's job to play! So Simply Loved incorporates imagination and play into Bible teaching.

Young children learn through repetition, so Simply Loved repeats, repeats, repeats. Each Simply Loved Pre-K & K lesson is centered around one easy-to-remember Bible Point that's said over and over. Repetition helps cement Bible truths into young minds and hearts to help them—not just someday, but right now!

Keep it simple. Young children need to know basic truths about God, so keep it simple! Simply Loved keeps memory verses simple and easy to understand, crafts simple so little hands can handle them, and games simple so kids can jump right in and play. We've left snacks up to you, so keep snacks simple and be mindful of allergies.

Young children thrive when they know what to expect. So Simply Loved establishes a predictable classroom routine young children can rely on.

Young children are busy explorers! Sometimes their curiosity can lead to unexpected emergencies. Be sure to supervise your little friends as they work with small objects to prevent choking hazards. And always double check for allergies before serving food. Most times, Simply Loved leaves snack choices up to you; however, if food supplies are listed, note this allergy alert to remind you to use caution when serving your young friends.

⚠️ *Allergy alert! Check for food allergies or limitations before serving.*

Classroom Transition Song Lyrics 🎵

Catchy transition music signals times of welcome, cleanup, prayer, and send-off, and these songs help kids wrap up one activity and move on to the next. These high-quality songs have been professionally produced so leaders don't need to be vocalists. But if you do want to sing along, here are the words!

The Cleanup Song

Doot, doot, doo, doo, doo.
Time to clean up.
Clean up!
Cleanup can be fun!
Oh, oh, oh, oh, oh!
Clean up!
Cleanup can be fun!
Doot, doot, doo, doo, doo.
Now our cleanup—
Is done!
Cleanup can be fun.
Oh, oh, oh, oh, oh!
Clean up!
Cleanup can be fun!

"The Cleanup Song" by Sam Mizell. © 2020 Group Publishing, Inc.
All rights reserved. No unauthorized use or duplication permitted.

Hello, My Friends

Hello, my friends. *(wave)*
Who's here today? *(shrug shoulders)*
Let's say hello and play a game! *(wave)*
C'mon, shake a hand.
High-five!
Spin around.
Now say your name!
Jesus loves you, *(hug yourself)*
Yes, it's true. *(nod yes)*
He loves you, he loves you,
He loves you, he loves you! *(point to friends)*
Jesus loves you, *(hug yourself)*
Yes, it's true. *(nod yes)*
He loves you.
He loves you, and you, and you,
and you, and you! *(point to friends)*
Hello, my friends. *(wave)*
Who's here today? *(shrug shoulders)*
Let's say hello *(wave)*
and shout hooray! *(pump fist in air)*

"Hello, My Friends" by Sam Mizell. © 2020 Group Publishing, Inc.
All rights reserved. No unauthorized use or duplication permitted.

God, You Are So Good

God, you are so good. *(extend arms up)*
We thank you for our food. *(fold hands together)*
You give me what I need. *(hold arms out)*
You take good care of me. *(hug yourself)*
Amen. *(fold hands together)*

"God, You Are So Good" by Sam Mizell. © 2020 Group Publishing, Inc.
All rights reserved. No unauthorized use or duplication permitted.

Goodbye, My Friends

Goodbye, my friends. *(wave one hand)*
It's time to go. *(wave other hand)*
It's time to make my way back home. *(march in place)*
I know Jesus loves me. *(hug yourself)*
He loves me so, oh! *(spread arms wide)*
Everywhere I go, *(march in place)*
Jesus loves me. *(hug yourself)*
Everywhere I go, *(march in place)*
He's thinking of me. *(point to head)*
Everywhere I go, *(march in place)*
Jesus loves me. *(hug yourself)*
Everywhere I go. *(march in place)*
Goodbye, my friends. *(wave)*

"Goodbye, My Friends" by Sam Mizell. © 2020 Group Publishing, Inc.
All rights reserved. No unauthorized use or duplication permitted.



Supply Closet Inventory

Pre-K & K—Holiday Year 2

Have these items handy for some hands-on fun!

Program Essentials

- Bible
- Music CD*
- Buddy Video DVD*
- Music Video DVD*
- Bible Story posters*
- Bible Memory Buddy poster*
- Bible Memory Buddy stickers*
- Coloring Creation pages*
- media player

Art Supplies

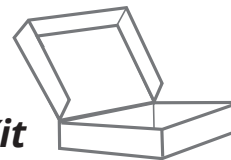
- crayons, including multicultural crayons
- chenille wires
- star stickers
- yellow yarn
- glue sticks
- paper
- glitter
- green markers
- small fabric pieces
- happy face stickers
- child-safe scissors

Toys & Goodies

- snack (you choose!)
- baby doll
- plastic eggs

Odds & Ends

- napkins
- hand cleanser
- wet wipes
- cups
- jingle bells
- paper plates
- large, colorful gift box with a lid
- shiny Christmas garland
- palm leaves (or craft from Opening Options)
- sugar
- salt



* in your **Simply Loved Kit**

Mary and Joseph Travel to Bethlehem

Jesus Is Good News!

Luke 2:1-7

Bible Point

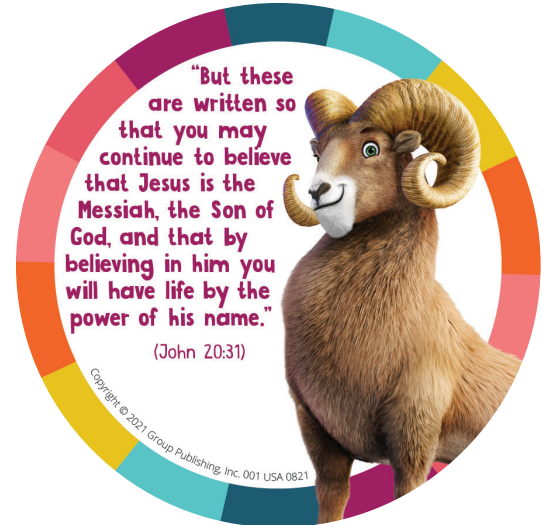
Jesus is good news!

Purpose

Mary and Joseph were facing a long journey. The Roman emperor had decided it was time for a census, and they had to travel to Joseph's ancestral home to be counted. This meant a long trip of around 90 miles, likely on foot or the back of a donkey. After decades of chaos among the people of Judah and resentment for heavy-handed Roman rule, Mary and Joseph's travel circumstances would have been challenging no matter what. But on top of it, Mary was pregnant.

Their journey ended in Bethlehem...where there was no place to stay. But God provided sanctuary with a stable of animals, where Mary gave birth to the King of the world. Jesus, the answer to every difficult journey we'll ever have, came to earth in the humblest of circumstances. And his birth was—and is—great news for everyone!

This week, let children's anticipation, excitement, and happiness wash over you, too, as you celebrate the good news: God gave us Jesus!



Prayer

Dear God, thank you for being with me as I journey with kids through this lesson. May the good news I share help kids grow to know and love you more. In Jesus' name, amen.

Prep

Opening Options	Sing & Play	Bible Discovery & Goodbye Circle	Apply-It Options
<ul style="list-style-type: none"> <input type="checkbox"/> Option Cards* <input type="checkbox"/> <i>Jingle Bell Journey</i>: jingle bells, chenille wires <input type="checkbox"/> <i>Starry Path</i>: paper plates, star stickers, crayons 	<ul style="list-style-type: none"> <input type="checkbox"/> <i>Music</i> CD* <input type="checkbox"/> <i>Music Video</i> DVD* <input type="checkbox"/> <i>Buddy Video</i> DVD* <input type="checkbox"/> Ramsey Bible Memory Buddy poster* <input type="checkbox"/> media player <input type="checkbox"/> Bible (bookmark John 20:31) 	<ul style="list-style-type: none"> <input type="checkbox"/> "Mary and Joseph Travel to Bethlehem" Bible Story poster* <input type="checkbox"/> <i>Music</i> CD* <input type="checkbox"/> Ramsey Bible Memory Buddy stickers* (1 per child) <input type="checkbox"/> media player <input type="checkbox"/> Bible (bookmark Luke 2:4-7) <input type="checkbox"/> chenille wires <input type="checkbox"/> jingle bells 	<ul style="list-style-type: none"> <input type="checkbox"/> <i>Game</i>: no supplies <input type="checkbox"/> <i>Food-n-Friendship</i>: snack, napkins, hand cleanser, <i>Music</i> CD*, media player <input type="checkbox"/> <i>Coloring Creation</i>: "Mary and Joseph Travel to Bethlehem" Coloring Creation pages* (1 per child), crayons, yellow yarn, child-safe scissors, glue sticks, <i>Music</i> CD*, media player

* in your **Simply Loved Kit** 

Opening Options

Set up one—or both—of these intro activities to start your time together. Each activity connects kids to the Bible Point and to each other. Cut apart these Option Cards, and place one by each activity you choose. Crew Guides will follow the directions and build friendships with kids as they make discoveries together!



Jingle Bell Journey

Supplies: jingle bells, chenille wires

Thread a jingle bell onto a chenille wire, then secure it around your ankle. Can you walk quietly without making the jingle bell jingle?

? When have you had to be very quiet?

No one threw a big, noisy party for Jesus when he was born. Instead, he came quietly and without a lot of fuss. Even though God gave us Jesus in a quiet way, **Jesus is good news!**

Starry Path

Supplies: paper plates, star stickers, crayons

Draw a path on the paper plate and add star stickers. Then walk your fingers along the starry path.

? Where's a place you like to go?

In our Bible story today, a couple whose names were Mary and Joseph had to go on a trip to a town called Bethlehem. When they got there, there was good news. Jesus was born! **Jesus is good news!**

Opening

Now's a great time for Opening Options. Choose one—or both—to introduce today's Bible discoveries.



 "The Cleanup Song" (Music CD track 1)

Help kids transition by cleaning up before sitting with their Connect Crews. A Connect Crew is a smaller group of kids with one Crew Guide.

Sing & Play

Welcome

Hello, friends! Merry Christmas! I'm glad you're here to celebrate Jesus' birthday with us. Let's start by singing our welcome song.

 "Hello, My Friends" (Music CD track 2)

Let's say hello and Merry Christmas to our Crew Guides. They're our go-to friends who are here to have fun and learn along with us.

- Kids give their Crew Guides double high-fives.

Bible Point

Have I got news for you! At Christmas, we celebrate Jesus' birth. **Jesus is good news!** That's our Bible Point today. So every time you hear the words "**Jesus is good news,**" cup your hands around your mouth and say, "Celebrate Jesus!" Let's try that together.

Repetition cements learning, so be sure to say today's Bible Point A LOT. Have fun with it! Kids will love listening for it and responding. "Celebrate Jesus!"

God loves all people so much. So God gave us the best gift ever—his special Son, Jesus. **Jesus is good news!** (Celebrate Jesus!)

(Continued)

Supplies

- Bible
- Music CD
 - "Hello, My Friends"
- Music Video DVD
 - "Go, Tell It On the Mountain" music video
 - "O Little Town of Bethlehem" music video
- Buddy Video DVD
 - Ramsey Bible Memory Buddy video (Week 1)
- media player
- Ramsey Bible Memory Buddy poster



Celebrate Jesus!

Let's cheer for baby Jesus and welcome him to our world! Do this with me.

- Wave one arm and then the other arm in the air.
- Wave both arms and say, "Welcome, Jesus!"
- Wave one foot and then the other foot in the air.
- Hop up and down and say, "Welcome, Jesus!"

Jesus is good news! (*Celebrate Jesus!*) Now let's *sing* the good news. Jesus Christ is born!

 "Go, Tell It on the Mountain" music video



Bible Memory Buddy & Verse


It's time to talk to our friend Buzzy Bee. Buzzy will introduce us to a special Bible Memory Buddy friend. Let's call for Buzzy. Do what I do!

- Flap hands quickly like a bee.
- Make buzzing sounds.

 Ramsey Bible Memory Buddy video (Week 1)

Wow! Ramsey the bighorn sheep reminds us that **Jesus is good news.** (*Celebrate Jesus!*)

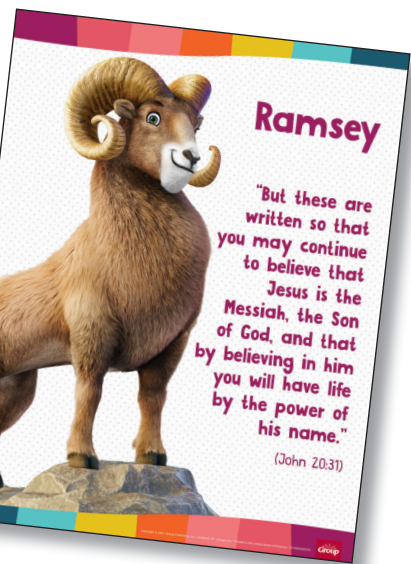
- Show the Bible Memory Buddy poster, noting Ramsey's horns.
- **Look! Ramsey has big, tough horns on his head!**
- Have kids hold arms above their heads like rams' horns, then turn to their Crew Guide and say, "Baaa! **Jesus is good news!**" Crew Guides reply, "*Celebrate Jesus!*"

 We can read the Christmas story in the Bible. Show the Bible. **The Bible is God's true story of love! Our Bible Memory Verse comes from the Bible.** Let's say it together. I'll say a line, and then you repeat after me.

"But these are written (*hold hands like an open book*)
so that you may continue to believe (*place hands over heart*)
that Jesus is the Messiah, the Son of God, (*point middle finger into each palm to show sign language for "Jesus"*)
and that by believing in him (*place hands over heart*)
you will have life by the power of his name." (*sweep arms overhead and back down*)
(John 20:31)

Jesus is good news! (*Celebrate Jesus!*) Jesus was born in a little town called Bethlehem. Let's sing about that special birthday.

 "O Little Town of Bethlehem" music video



For younger children, consider shortening the verse just a bit: "But these are written so that you may continue to believe that Jesus is the Messiah, the Son of God."

As you teach sign language for "Jesus," tell kids that the sign reminds us of the nails put in Jesus' hands when he died on the cross to show God's great love for all people—including you and me!

Bible Discovery

Beforehand, string several jingle bells onto a chenille wire and twist the ends to secure. You'll jingle these bells as a sound effect throughout the story.

Jesus is good news! (*Celebrate Jesus!*) Hold up a Bible. **In our Bible story today, people had to take a long trip. And at the end of the trip, there was good news: Jesus was born!**

- Have everyone get comfy and sit in knee-to-knee circles with Connect Crews.
- **When have you gone on a long trip? What did you do when you got there?** Invite Crew Guides to share first.
- Crew Guides give thumbs-up when everyone has shared.

Loong trips are most fun when they're over! For Mary and Joseph, there was a very special present at the end of their travels. And that present is for everyone! Jesus is all people's special gift from God. That's because **Jesus is good news!** (*Celebrate Jesus!*)

You can help me tell the Christmas story in the Bible. Listen carefully throughout the story for these good news jingle bells!

- Shake the jingle bells.
- Explain that when they hear the bells, everyone will raise their hands and wiggle their fingers in celebration.
- Practice a few times.

God had special plans for Mary and Joseph and their family. That's good news!

- Jingle the bells.
- Pause for everyone to wiggle fingers.

Mary was going to have a baby!

- Jingle the bells.
- Pause for everyone to wiggle fingers.

God told Mary that the baby would be extra special because the baby was God's Son, Jesus. **Jesus is good news!** (*Celebrate Jesus!*)

- Jingle the bells.
- Pause for everyone to wiggle fingers.

Mary was going to have a *special* baby. But first she and Joseph needed to go to Bethlehem.

You see, the leader in charge back then said everyone had to travel to their hometowns to be counted. A hometown is the town you were born in. Tell everyone the name of your hometown as an example. Bethlehem was Joseph's hometown. So he had to go there with Mary. Let's read about their travels.

Supplies

- Bible
- "Mary and Joseph Travel to Bethlehem" Bible Story poster
- chenille wires
- jingle bells

We call helpers Crew Guides. If you lead a small class, you can be the Crew Guide. Simply gather kids in a cozy circle around you. If you have helpers, form smaller groups so each child can be known—and so kids can befriend your helpers, too!

Keep your Sundays simple—and your kids delighted—with Simply Loved.

This Pre-K & K Leader Guide provides a step-by-step, simple-to-follow plan for Simply Loved Holiday Year 2 lessons. Featuring memorable, hands-on, friendship-focused activities, each lesson easily adapts to your unique Sunday school format while guiding kids on a foundational, Jesus-centered journey through God's story of love.

Holiday Bible Discoveries:

Unit/Week	Unit Theme	Lesson Theme
Christmas Week 1	Jesus Is Good News!	Mary and Joseph Travel to Bethlehem (Luke 2:1-7)
Christmas Week 2		Shepherds Hear the Good News (Luke 2:8-20)
Palm Sunday		People Celebrate Jesus (Luke 19:28-40)
Easter		Jesus Is Alive! (Matthew 27:45-28:10)



Join the Simply Loved Facebook community and learn from children's ministry leaders just like you! facebook.com/groups/simplylovedteacherslounge

Copyright © Group Publishing, Inc.
1515 Cascade Ave., Loveland, CO 80538
group.com/SimplyLoved 800.447.1070

ISBN 978-1-4707-6609-2



9 781470 766092 >

Printed in the U.S.A.



THIS IS A SAMPLE
The number of pages is limited.

Purchase the item for the complete version.

