

# LEADER GUIDE

PRE-K & K • QUARTER 1



PRE-K & K

QUARTER 1



# LEADER GUIDE



Loveland, Colorado  
[group.com/SimplyLoved](http://group.com/SimplyLoved)

**Group**  
Real. Bold. Love.

## Group resources really work!

This Group resource incorporates our R.E.A.L. approach to ministry. It reinforces a growing friendship with Jesus, encourages long-term learning, and results in life transformation, because it's



### **Relational**

Learner-to-learner interaction enhances learning and builds Christian friendships.

### **Experiential**

What learners experience through discussion and action sticks with them up to 9 times longer than what they simply hear or read.

### **Applicable**

The aim of Christian education is to equip learners to be both hearers and doers of God's Word.

### **Learner-based**

Learners understand and retain more when the learning process takes into consideration how they learn best.



### **Leader Guide Pre-K & K—Quarter 1**

Copyright © 2020 Group Publishing, Inc./0000 0001 0362 4853

Visit our website: [group.com/SimplyLoved](https://group.com/SimplyLoved)



All rights reserved. No part of this book may be reproduced in any manner whatsoever without prior written permission from the publisher, except where noted in the text and in the case of brief quotations embodied in critical articles and reviews. For information, visit [group.com/permissions](https://group.com/permissions).

This creative team is simply honored to create Simply Loved for you:

Laura Baldwin-Stout, Mollie Bickert, Jody Brolsma, Adam Bohlmeier, Jessica Goldsmith, Becky Helzer, Jennifer Hooks, Charity Kauffman, Mikal Keefer, Jan Kershner, Steve Kyle, Joani Schultz, Peggy Naylor, Jeff Storm, Rodney Stewart, and Andrea Zimmerman.

Unless otherwise indicated, all Scripture quotations are taken from the *Holy Bible*, New Living Translation, copyright © 1996, 2004, 2015 by Tyndale House Foundation. Used by permission of Tyndale House Publishers, a Division of Tyndale House Ministries, Carol Stream, Illinois 60188. All rights reserved.


ISBN 978-1-4707-6257-5

Printed in the United States of America.

10 9 8 7 6 5 4 3 2 25 24 23 22 21

# Contents

<b>Welcome to Simply Loved!</b>	4
How It Works	5
Our Strategic Approach	7
A Faith Foundation for Young Children	8
Classroom Transition Song Lyrics	9
Supply Closet Inventory	10
<b>Unit 1: In the Beginning</b>	
Lesson 1: God Creates the World	11
Lesson 2: God Creates People	19
Lesson 3: Sin Enters God's World	27
Lesson 4: A Flood Covers the Earth	35
<b>Unit 2: God Has a Plan</b>	
Lesson 5: God Calls Abram	43
Lesson 6: Isaac Is Born	53
Lesson 7: Jacob Steals Esau's Blessing	63
Lesson 8: Jacob and Esau Make Peace	71
<b>Unit 3: Good News for Outsiders</b>	
Lesson 9: Shepherds Hear About Jesus' Birth	79
Lesson 10: Jesus Befriends Zacchaeus	87
Lesson 11: Jesus Welcomes Children	95
Lesson 12: Jesus Talks With a Samaritan Woman	103





# Welcome to Simply Loved!

Welcome to Simply Loved Sunday school—where you and your team simply experience God's love and share it with kids.

**"Dear friends, since God loved us that much, we surely ought to love each other. No one has ever seen God. But if we love each other, God lives in us, and his love is brought to full expression in us."**

(1 John 4:11-12)

With Simply Loved, you, your helpers (we call them Crew Guides), and your kids explore a foundational, Jesus-centered journey through God's story of love. We believe that faith isn't a subject to be mastered; it's a relationship to grow! So every single component of Simply Loved sets the stage for you to more intentionally grow friendship with Jesus and each other. Keep reading to find out what that'll look like in *your* classroom.

Join our Simply Loved Facebook community to learn from children's ministry leaders just like you!

 [facebook.com/groups/simplylovedteacherslounge](https://facebook.com/groups/simplylovedteacherslounge)



# How It Works

## Simple Volunteer Roles

You'll need the following volunteers:


**Leader:** (That's you!) The one person in each teaching space who has looked over the lesson and will direct all activities. The glance-able, structured lessons in this guide allow leaders to spend more time interacting with kids and less time glued to scripts.

**Crew Guide:** A helper who simply shows up and participates with kids. Crew Guides don't need to be Bible experts—simply people who love Jesus and kids!

## A Simple, Flexible Lesson!

### Simple Prep for Leaders

Prepare your heart and pray for the kids before each lesson. Plus, check off supplies as you gather them!



### Opening Options

Choose from two opening activities—both introduce the day's Bible Point. Each unit creatively uses the same supplies all four weeks. That means you'll need to gather Opening Options supplies only once a month! If you'd like, set up these Opening Options as activity stations in your room. Simply cut apart the cards you'll find in each lesson and place one at each station to guide activity and conversation. Or, do one or both activities with all kids together. You choose!




### Sing & Play

Gather kids to sing and discover the Bible Point. Plus, a Bible Memory Buddy connects the Bible verse to kids' everyday lives.



### Bible Discovery

We've given you lots of options, but don't skip this part! It's the "meat" of the lesson where kids experience God's greatest gift in an interactive, hands-on way. There's no time to be bored as kids and Connect Crews follow the Leader through a memorable Bible experience. You'll read directly from the Bible throughout the Bible Discovery, so be sure to mark your place ahead of time and choose a kid-friendly translation to read from. We've intentionally chosen shorter passages for young attention spans.



## Apply-It Options

Consider your time frame, and take your pick: a game, a snack, or a Coloring Creation page! Each option applies the Bible Point to everyday kid life, making faith relevant to even young kids.



## Goodbye Circle

Wrap up your lesson with a gospel-centered Jesus connection, and remind kids that Jesus is with them wherever they go! Plus, affirm kids by name as you give each child a Bible Memory Buddy sticker at the end of each lesson.

## A Simple, Flexible Format!

### Age-Graded Classrooms

It's simple! You'll need one prepared leader and at least one helper (we call helpers Crew Guides) for each teaching space. We recommend having a media player handy in each space for music and each week's Bible Memory Buddy video.



### Age-Graded Classrooms With a Multi-Age Opening

It's simple! Lead the Sing & Play section with all ages together. Set up a media player in your gathering area so that when you're all together, you can sing along with music videos, introduce the Bible Point, and meet the Bible Memory Buddy! Then, disperse to age-graded classrooms for Bible Discovery, Apply-It Options, and the Goodbye Circle. You'll need one prepared leader and at least one helper (we call helpers Crew Guides) for each teaching space.



### One (big or small) Room With Multi-Age Kids

It's simple! You'll need one prepared leader plus at least one helper (we call helpers Crew Guides). Ideally, you'll have one Crew Guide for every five to eight kids, but it can work with your church's volunteer-to-children ratios. We recommend having a media player handy for music and each week's Bible Memory Buddy video.



# Our Strategic Approach

There are “whys” behind every lesson component, and we want to share them with you! Here are the guiding principles behind the creation of Simply Loved Sunday school curriculum.

You may have heard...	But we've found...	That's why...
“It's hard to recruit volunteers.”	When volunteers need less prep time, have fun, and feel like they're making a difference, they'll make serving a priority.	Simply Loved volunteer roles are important, but easy!
“Kids need to be entertained.”	Kids need to be noticed and loved.	Simply Loved lessons are designed to help you listen to kids and get to know them.
“You need a lot of supplies.”	You need only a few supplies used in creative ways.	Simply Loved incorporates minimal supplies each unit but uses them in innovative ways to introduce and apply the day's lesson.
“We need helpers—any warm body will do.”	Helpers don't just assist. Even though they don't need to prep, they serve an important relational purpose and make a big difference in kids' lives.	Simply Loved helpers have a name and an elevated role: they're “Crew Guides”! They participate along with the kids, play a meaningful role in lessons, and make a difference by building friendships with kids.
“Kids are rarely able to remember Scripture.”	Creating a visual and emotional connection to Scripture dramatically helps kids remember and understand why the Bible matters in their everyday lives.	Simply Loved incorporates kid-friendly videos featuring Bible Memory Buddies (animals God created) to help them understand Bible truths and trigger Scripture memory. And Bible Memory Buddies help discoveries stick! (wink, wink)
“Teachers are Bible experts.”	Teachers are channels of friendship who help children understand and experience Jesus' love.	Simply Loved uses human relationships to communicate God's love in a tangible way. Built-in conversation starters help teachers share their personal stories and their own friendship with Jesus.
“Covering a lot of information is intimidating.”	Reaching children is simple when you focus on one Bible Point.	Simply Loved repeats key Bible Points in different ways so truths sink deep. And it combines the repetition of a Bible Point with an auditory and physical response that will stick with kids long after your lesson ends.
“Success requires getting through the whole lesson.”	You'll clearly communicate the key Bible Point no matter how far you get.	With Simply Loved, a palette of Bible Point-supporting options gives you the freedom to choose what works for your kids and your time frame. So no matter how much of the lesson you complete, the Truth from God's Word shines through.
“Kids'll get bored if you repeat something they've heard before.”	Kids appreciate routine and repetition when it's done in a fun way.	Simply Loved's scope and sequence intentionally repeats the Bible verse and Point for four weeks. This strategically cements Bible learning no matter how often kids attend.

# A Faith Foundation for Young Children

As their leader, you get to show young children what loving Jesus looks like! And Simply Loved will help. Simply Loved incorporates these Age-Level Building Blocks to create a wonderful foundation for young children to learn to love and follow Jesus.



**Young children are active!** They like to move and use their whole bodies to make discoveries, so Simply Loved lessons engage young kids in a variety of active, hands-on ways.

**Young children have short attention spans.** Simply Loved lessons are broken down into bite-size pieces. Be sure to use the Simply Loved classroom songs to help young kids move from one thing to the next.

**Young children feel so many things!** Anger, frustration, love, comfort, fear. When you're sharing a Bible story, Simply Loved identifies a key emotion in the story and pauses to ask young children about a time they felt that way. Connecting to emotion cements learning and helps young children know that Jesus understands their feelings and is with them, no matter what.

**Jesus often used tangible examples to make abstract learning more concrete.** So Simply Loved uses everyday preschool items like blocks, backpacks, dolls, and trains!

**It's young children's job to play!** So Simply Loved incorporates imagination and play into Bible teaching.

**Young children learn through repetition, so Simply Loved repeats, repeats, repeats.** Each Simply Loved Pre-K & K lesson is centered around one easy-to-remember Bible Point that's said over and over. Repetition helps cement Bible truths into young minds and hearts to help them—not just someday, but right now!

**Keep it simple.** Young children need to know basic truths about God, so keep it simple! Simply Loved keeps memory verses simple and easy to understand, crafts simple so little hands can handle them, and games simple so kids can jump right in and play. We've left snacks up to you, so keep snacks simple and be mindful of allergies.

**Young children thrive when they know what to expect.** So Simply Loved establishes a predictable classroom routine young children can rely on.

Young children are busy explorers! Sometimes their curiosity can lead to unexpected emergencies. Be sure to supervise your little friends as they work with small objects to prevent choking hazards. And always double check for allergies before serving food. Most times, Simply Loved leaves snack choices up to you; however, if food supplies are listed, note this allergy alert to remind you to use caution when serving your young friends.

⚠️ *Allergy alert! Check for food allergies or limitations before serving.*



# Classroom Transition Song Lyrics 🎵

Catchy transition music signals times of welcome, cleanup, prayer, and send-off, and these songs help kids wrap up one activity and move on to the next. These high-quality songs have been professionally produced so leaders don't need to be vocalists. But if you do want to sing along, here are the words!

## The Cleanup Song

Doot, doot, doo, doo, doo.  
Time to clean up.  
Clean up!  
Cleanup can be fun!  
  
Oh, oh, oh, oh, oh!  
Clean up!  
Cleanup can be fun!  
  
Doot, doot, doo, doo, doo.  
Now our cleanup—  
It's done!  
Cleanup can be fun.  
  
Oh, oh, oh, oh, oh!  
Clean up!  
Cleanup can be fun!

"The Cleanup Song" by Sam Mizell. © 2020 Group Publishing, Inc.  
All rights reserved. No unauthorized use or duplication permitted.

## Hello, My Friends

Hello, my friends. *(wave)*  
Who's here today? *(shrug shoulders)*  
Let's say hello and play a game! *(wave)*  
  
C'mon, shake a hand.  
High-five!  
Spin around.  
Now say your name!  
  
Jesus loves you, *(hug yourself)*  
Yes, it's true. *(nod yes)*  
He loves you, he loves you,  
He loves you, he loves you! *(point to friends)*  
  
Jesus loves you, *(hug yourself)*  
Yes, it's true. *(nod yes)*  
He loves you.  
He loves you, and you, and you,  
and you, and you! *(point to friends)*  
  
Hello, my friends. *(wave)*  
Who's here today? *(shrug shoulders)*  
Let's say hello *(wave)*  
and shout hooray! *(pump fist in air)*

"Hello, My Friends" by Sam Mizell. © 2020 Group Publishing, Inc.  
All rights reserved. No unauthorized use or duplication permitted.

## God, You Are So Good

God, you are so good. *(extend arms up)*  
We thank you for our food. *(fold hands together)*  
You give me what I need. *(hold arms out)*  
You take good care of me. *(hug yourself)*  
Amen. *(fold hands together)*

"God, You Are So Good" by Sam Mizell. © 2020 Group Publishing, Inc.  
All rights reserved. No unauthorized use or duplication permitted.

## Goodbye, My Friends

Goodbye, my friends. *(wave one hand)*  
It's time to go. *(wave other hand)*  
It's time to make my way back home. *(march in place)*  
I know Jesus loves me. *(hug yourself)*  
He loves me so, oh! *(spread arms wide)*  
  
Everywhere I go, *(march in place)*  
Jesus loves me. *(hug yourself)*  
Everywhere I go, *(march in place)*  
He's thinking of me. *(point to head)*  
Everywhere I go, *(march in place)*  
Jesus loves me. *(hug yourself)*  
Everywhere I go. *(march in place)*  
  
Goodbye, my friends. *(wave)*

"Goodbye, My Friends" by Sam Mizell. © 2020 Group Publishing, Inc.  
All rights reserved. No unauthorized use or duplication permitted.



# Supply Closet Inventory

## Pre-K & K—Quarter 1

Have these items handy for some hands-on fun this quarter!



### Program Essentials

- ☐ Bible
- ☐ Music CD\*
- ☐ Buddy Video DVD\*
- ☐ Music Video DVD\*
- ☐ Bible Story posters\*
- ☐ Bible Memory Buddy posters\*
- ☐ Bible Memory Buddy stickers\*
- ☐ Coloring Creation pages\*
- ☐ media player

### Art Supplies

- ☐ crayons, including multicultural crayons
- ☐ glue sticks
- ☐ chenille wires
- ☐ markers
- ☐ child-safe scissors
- ☐ chalk
- ☐ glitter
- ☐ paper
- ☐ watercolor paints
- ☐ paintbrushes
- ☐ blue tissue paper
- ☐ yarn
- ☐ dark-colored bulletin board paper
- ☐ white bulletin board paper
- ☐ heart stickers
- ☐ animal stickers
- ☐ eye stickers
- ☐ multicolored pompoms

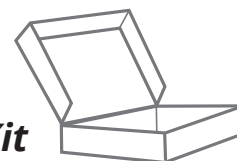
### Toys & Goodies

- ☐ play dough
- ☐ cookie cutters (*optional*)
- ☐ snack (you choose!)
- ☐ felt pieces in various colors and sizes, including brown and tan
- ☐ streamers in a variety of rainbow colors
- ☐ lullaby music (*optional*)
- ☐ real or artificial leaves
- ☐ cotton balls

### Odds & Ends

- ☐ fan (*optional*)
- ☐ napkins
- ☐ hand cleanser
- ☐ wet wipes
- ☐ tissues
- ☐ cups
- ☐ spray bottles of water (*optional*)
- ☐ pitchers
- ☐ water

\* in your **Simply Loved Kit**



# God Creates the World

In the Beginning

Genesis 1:1-25

Bible Point

**God always loves us.**

## Purpose

Stop what you're doing, and look outside. Even better, *go* outside. Look up at the sky. Look down at the ground. Take a deep breath. Notice the little things—the tweets, the crawling critters, the breeze, the sunlight, or maybe even the stars.

Now think about this: God lovingly created this world for *you* to live in. The breathable air? It's for you! The rain that falls from the sky? A refreshing gift. God made the world in an orderly and extraordinary way. The Creation story in Genesis 1 shows us God's power, his goodness, and ultimately his love for his creation—including you *and* the kids you teach.

Young children are good at noticing and marveling over the little things—dandelions, butterflies, and bubbles! Follow kids' lead and celebrate God's little wonders today. They're all reminders of his great big love that he shows us through creation and ultimately through Jesus!



## Prayer

God, thank you for creating the world. It's amazing to think that the same God who made the world always loves me. Thank you. I love you, too. In Jesus' name, amen.

## Prep

Opening Options	Sing & Play	Bible Discovery & Goodbye Circle	Apply-It Options
<input type="checkbox"/> Option Cards* <input type="checkbox"/> <i>Pompom Color Sorting</i> : multicolored pompoms, white bulletin board paper, markers <input type="checkbox"/> <i>Play Dough Creations</i> : play dough, cookie cutters ( <i>optional</i> )	<input type="checkbox"/> <i>Music</i> CD* <input type="checkbox"/> <i>Buddy Video</i> DVD* <input type="checkbox"/> <i>Music Video</i> DVD* <input type="checkbox"/> Savanna Bible Memory Buddy poster* <input type="checkbox"/> media player <input type="checkbox"/> Bible (bookmark Ephesians 3:18)	<input type="checkbox"/> "God Creates the World" Bible Story poster* <input type="checkbox"/> <i>Music</i> CD* <input type="checkbox"/> Savanna Bible Memory Buddy stickers* (1 per child) <input type="checkbox"/> media player <input type="checkbox"/> Bible (bookmark Genesis 1:1, 20, 25) <input type="checkbox"/> fan ( <i>optional</i> )	<input type="checkbox"/> <i>Game</i> : no supplies <input type="checkbox"/> <i>Food-n-Friendship</i> : snack, napkins, hand cleanser, <i>Music</i> CD*, media player <input type="checkbox"/> <i>Coloring Creation</i> : "God Creates the World" Coloring Creation pages* (1 per child), crayons, glue sticks, wet wipes, real or artificial leaves, <i>Music</i> CD*, media player


\* in your **Simply Loved Kit**





# Opening Options

Set up one—or both—of these intro activities to start your time together. Each activity connects kids to the Bible Point and to each other. Cut apart these Option Cards, and place one by each activity you choose. Crew Guides will follow the directions and build friendships with kids as they make discoveries together!



## Pompom Color Sorting

### Supplies

- multicolored pompoms, white bulletin board paper, markers

*Cover a table with paper, then draw lines to make separate areas.*

Sort pompoms by color.

**God always loves us.** When God made the world, he separated darkness and light.

**?** What lights help you see in the dark?

## Play Dough Creations

### Supplies

- play dough, cookie cutters (*optional*)

Make plants and animals.

**God always loves us.** God's filled our world with beautiful plants and amazing animals. Let's make some!

**?** What plants or animals do you love? Why?

# Opening

Now's a great time for Opening Options. Choose one—or both—to introduce today's Bible discoveries.



**"The Cleanup Song"** (*Music CD track 1*)

Help kids transition by cleaning up before sitting with their Connect Crews. A Connect Crew is a smaller group of kids with one Crew Guide.



## Sing & Play

### Welcome

Hello, friends! I'm so glad you're here today. Let's sing our welcome song.



**"Hello, My Friends"** (*Music CD track 2*)

Let's say hello to our Crew Guides. They're our go-to friends who are here to have fun and learn along with us.

- Kids give their Crew Guides a high-five.

### Bible Point

Let's find out today's Bible Point: **God always love us.** Every time you hear the words **"God always loves us,"** I want you to open your hands and say, "Wow, God!" Let's try that together. Repeat several times.

Let's celebrate God's love. Do what I do!

**God always love us.** (*Wow, God!*)

God loves us when we sleep. (*pretend to sleep*)

God loves us when we eat. (*pretend to eat*)

God loves us when we're sad. (*make sad faces*)

God loves us when we're glad! (*make happy faces*)

**God always loves us!** (*Wow, God!*)

Let's do that again! Repeat several times.

Repetition cements learning, so be sure to say today's Bible Point A LOT. Have fun with it! Kids will love listening for it and responding with "Wow, God!"

### Supplies

- Bible
- *Music CD*
  - "Hello, My Friends"
- *Buddy Video DVD*
  - Savanna Bible Memory Buddy video (Week 1)
- *Music Video DVD*
  - "One Thing Remains (Your Love Never Fails)" music video
  - "He's Got the Whole World in His Hands" music video
- media player
- Savanna Bible Memory Buddy poster



**Wow, God!**

Now let's sing a song to tell God we love him, too!



**"One Thing Remains (Your Love Never Fails)"** music video

## Bible Memory Buddy & Verse

It's time to talk to our friend Buzzly Bee. Buzzly will introduce us to a Bible Memory Buddy friend. Let's call for Buzzly.



- Flap hands quickly like a bee.
- Make buzzing sounds.



**Savanna Bible Memory Buddy video** (Week 1)

**God made animals, and God made Savanna, our Bible Memory Buddy.**

- Show the Bible Memory Buddy poster.
- Explain that Savanna is a tall giraffe with a long neck.
- Invite kids to stretch up and lift their arms high to look like a giraffe's neck.

**Savanna helps us see that God always loves us.** (Wow, God!)




Show the Bible. **The Bible is God's true story of love. Our Bible Memory Verse comes from the Bible. Let's say our Bible verse together. I'll say a line, and then you repeat it after me.**

**"And may you have the power** (*make muscles with arms*)  
**to understand,** (*point to head*)  
**as all God's people should,** (*sweep hands in front of you*)  
**how wide,** (*spread arms wide*)  
**how long,** (*move arm in front like tracing a long line*)  
**how high,** (*stretch up with hand above head*)  
**and how deep** (*crouch down*)  
**(God's) love is."** (*hug yourself*)  
(Ephesians 3:18)

It's hard to understand how much God loves us because we can't see God. But we can see God's creation, including animals like Savanna, to see God's love for us. **God always loves us.** (Wow, God!) Let's celebrate with another song!



**"He's Got the Whole World in His Hands"** music video



# Bible Discovery

**God always loves us!** (*Wow, God!*) Hold up a Bible. **Our Bible story today tells us God made the whole wide world!**

- Get comfy and sit in knee-to-knee circles with Connect Crews.
- **What have you seen in God's world so far today?** Invite Crew Guides to share first.
- Crew Guides give thumbs-up when everyone has shared.

**God created the world, and that means God made everything in our world.**



Read aloud Genesis 1:1.

**Let's explore things God made. First, he made day and night. Do this with me.**

- Pretend to be sunshine and stretch arms up high when the lights are on.
- Pretend to fall asleep with the lights off or dimmed.
- Turn lights on and then dim them. Do this a few times, and end with lights dimmed.

**God always loves us.** (*Wow, God!*) He loves you in the daytime and in the nighttime. Let's rise and shine and see what else God made! Turn lights on. God made the sky, the land, and the water. He said it was good! Let's look at our Bible Story poster.

- Show the Bible Story poster.
- Identify the sky, the land, and the water.
- Give thumbs-up to show those things are good!

**God made all these good things, and God always loves us. (Wow, God!) God made plants and trees, too.**

**🔔 What plants have you seen in God's world? Shout out some for me to hear.**

- Identify plants on the Bible Story poster.
- Have everyone pretend to be flowers by standing straight and tall with their hands circled around their heads.
- Have everyone pretend to be apple trees by stretching their hands and feet like tree limbs.
- Have everyone pretend to be Christmas trees or evergreen trees standing tall with their hands shaped like a triangle over their heads. Sing a few lines of "Jingle Bells."
- Have everyone pretend to be grass and move gently in the wind as the fan blows (*optional*).

## Supplies

- Bible
- “God Creates the World” Bible Story poster
- fan (*optional*)

**We call helpers Crew Guides. If you lead a small class, you can be the Crew Guide. Simply gather kids in a cozy circle around you. If you have helpers, form smaller groups so each child can be known—and so kids can befriend your helpers, too!**



# Keep your Sundays simple—and your kids delighted—with Simply Loved.

This Pre-K & K Leader Guide provides a step-by-step, simple-to-follow plan for Simply Loved Quarter 1 lessons. Featuring memorable, hands-on, friendship-focused activities, each lesson easily adapts to your unique Sunday school format while guiding kids on a foundational, Jesus-centered journey through God's story of love.

## This quarter's Bible discoveries:

Unit/Week	Unit Theme	Lesson Theme
Unit 1/Week 1	<b>In the Beginning—</b> God always loves us.	<b>God Creates the World</b> (Genesis 1:1-25)
Unit 1/Week 2		<b>God Creates People</b> (Genesis 1:26-2:4)
Unit 1/Week 3		<b>Sin Enters God's World</b> (Genesis 3:1-24)
Unit 1/Week 4		<b>A Flood Covers the Earth</b> (Genesis 6:9-9:17)
Unit/Week	Unit Theme	Lesson Theme
Unit 2/Week 1	<b>God Has a Plan—</b> We can trust God.	<b>God Calls Abram</b> (Genesis 12:1-8; 15:1-6)
Unit 2/Week 2		<b>Isaac Is Born</b> (Genesis 18:1-15; 21:1-7)
Unit 2/Week 3		<b>Jacob Steals Esau's Blessing</b> (Genesis 25:19-26; 27)
Unit 2/Week 4		<b>Jacob and Esau Make Peace</b> (Genesis 32:3-12, 22-32; 33:1-11)
Unit/Week	Unit Theme	Lesson Theme
Unit 3/Week 1	<b>Good News for Outsiders—</b> Jesus loves everyone.	<b>Shepherds Hear About Jesus' Birth</b> (Luke 2:8-20)
Unit 3/Week 2		<b>Jesus Befriends Zacchaeus</b> (Luke 19:1-10)
Unit 3/Week 3		<b>Jesus Welcomes Children</b> (Luke 18:15-17)
Unit 3/Week 4		<b>Jesus Talks With a Samaritan Woman</b> (John 4:1-42)

 Join the Simply Loved Facebook community and learn from children's ministry leaders just like you! [facebook.com/groups/simplylovedteacherslounge](https://facebook.com/groups/simplylovedteacherslounge)





# **THIS IS A SAMPLE**

## **The number of pages is limited.**

Purchase the item for the complete version.

