

LEADER GUIDE

PRE-K & K • QUARTER 10



PRE-K & K

QUARTER 10



LEADER GUIDE





Group resources really work!

This Group resource incorporates our R.E.A.L. approach to ministry. It reinforces a growing friendship with Jesus, encourages long-term learning, and results in life transformation, because it's:

Relational

Person-to-person interaction enhances spiritual growth and builds Christian friendships.

Experiential

What we experience through action and discussion sticks with us up to 9 times longer than what we simply hear or read.

Applicable

The aim of ministry is to equip people to be both hearers and doers of God's Word.

Lifelong

Experiences transform the heart, moving faith beyond the walls of church and into everyday life for years to come.



Leader Guide Pre-K & K—Quarter 10

Copyright © 2022 Group Publishing, Inc./0000 0001 0362 4853

Visit our website: group.com/SimplyLoved



All rights reserved. No part of this book may be reproduced in any manner whatsoever without prior written permission from the publisher, except where noted in the text and in the case of brief quotations embodied in critical articles and reviews. To submit a permission request, email permissions@group.com.

This creative team is simply honored to create Simply Loved for you:

Laura Baldwin-Stout, Jody Brolsma, Lyndsay Gerwing, Charity Kauffman, Steve Kyle, Micaiah Lee, Peggy Naylor, Joani Schultz, Rodney Stewart, Jeff Storm, Ali Thompson, and Kate Warnock.

Scripture quotations are taken from the *Holy Bible*, New Living Translation, copyright © 1996, 2004, 2015 by Tyndale House Foundation. Used by permission of Tyndale House Publishers, a Division of Tyndale House Ministries, Carol Stream, Illinois 60188. All rights reserved.

ISBN 978-1-4707-6919-2

Printed in the United States of America.

10 9 8 7 6 5 4 3 2 1 27 26 25 24 23 22

Contents

Welcome to Simply Loved!	4
How It Works	5
Our Strategic Approach	7
A Faith Foundation for Young Children	8
Classroom Transition Song Lyrics	9
Supply Closet Inventory	10
Unit 1: Road to Resurrection	
Lesson 1: The Last Supper	11
Lesson 2: Pilate Lets Barabbas Go Free	19
Lesson 3: Jesus Dies on a Cross	29
Lesson 4: Jesus Walks and Talks on the Road to Emmaus	39
Unit 2: The Comforter Has Come!	
Lesson 5: Jesus Promises Power From the Holy Spirit	49
Lesson 6: The Holy Spirit Gives Peter Words to Say	59
Lesson 7: Christians in Samaria Receive the Holy Spirit	69
Lesson 8: Paul Writes About the Fruit of the Spirit	79
Unit 3: David on the Run	
Lesson 9: David Plays the Harp for Saul	89
Lesson 10: Saul Is Jealous of David	99
Lesson 11: David Doesn't Hurt Saul...Twice	109
Lesson 12: David Is Kind to Mephibosheth	119



Welcome to Simply Loved!

Welcome to Simply Loved Sunday school—where you and your team simply experience God’s love and share it with kids.

“Dear friends, since God loved us that much, we surely ought to love each other. No one has ever seen God. But if we love each other, God lives in us, and his love is brought to full expression in us.”

(1 John 4:11-12)

With Simply Loved, you, your helpers (we call them Crew Guides), and your kids explore a foundational, Jesus-centered journey through God’s story of love. We believe that faith isn’t a subject to be mastered; it’s a relationship to grow! So every single component of Simply Loved sets the stage for you to more intentionally grow friendship with Jesus and each other. Keep reading to find out what that’ll look like in *your* classroom.

Join our Simply Loved Facebook community to learn from children’s ministry leaders just like you!

 [facebook.com/groups/simplylovedteacherslounge](https://www.facebook.com/groups/simplylovedteacherslounge)



How It Works

Simple Volunteer Roles

You'll need the following volunteers:

Leader: (That's you!) The one person in each teaching space who has looked over the lesson and will direct all activities. The glance-able, structured lessons in this guide allow leaders to spend more time interacting with kids and less time glued to scripts.


Crew Guide: A helper who simply shows up and participates with kids. Crew Guides don't need to be Bible experts—simply people who love Jesus and kids!



A Simple, Flexible Lesson!


Simple Prep for Leaders

Prepare your heart and pray for the kids before each lesson. Plus, check off supplies as you gather them!



Opening Options

Choose from two opening activities—both introduce the day's Bible Point. Each unit creatively uses the same supplies all four weeks. That means you'll need to gather Opening Options supplies only once a month! If you'd like, set up these Opening Options as activity stations in your room. Simply cut apart the cards you'll find in each lesson and place one at each station to guide activity and conversation. Or do one or both activities with all kids together. You choose!



Sing & Play


Gather kids to sing and discover the Bible Point. Plus, a Bible Memory Buddy connects the Bible verse to kids' everyday lives.



Bible Discovery

We've given you lots of options, but don't skip this part! It's the "meat" of the lesson where kids experience God's greatest gift in an interactive, hands-on way. There's no time to be bored as kids and Connect Crews follow the Leader through a memorable Bible experience. You'll read directly from the Bible throughout the Bible Discovery, so be sure to mark your place ahead of time and choose a kid-friendly translation to read from. We've intentionally chosen shorter passages for young attention spans.





Apply-It Options

Consider your time frame, and take your pick: a game, a snack, or a Coloring Creation page! Each option applies the Bible Point to everyday kid life, making faith relevant to even young kids.



Goodbye Circle

Wrap up your lesson with a gospel-centered Jesus connection, and remind kids that Jesus is with them wherever they go! Plus, affirm kids by name as you give each child a Bible Memory Buddy sticker at the end of each lesson.

A Simple, Flexible Format!

Age-Graded Classrooms



It's simple! You'll need one prepared leader and at least one helper (we call helpers Crew Guides) for each teaching space. We recommend having a media player handy in each space for music and each week's Bible Memory Buddy video.

Age-Graded Classrooms With a Multi-Age Opening



It's simple! Lead the Sing & Play section with all ages together. Set up a media player in your gathering area so that when you're all together, you can sing along with music videos, introduce the Bible Point, and meet the Bible Memory Buddy! Then, disperse to age-graded classrooms for Bible Discovery, Apply-It Options, and the Goodbye Circle. You'll need one prepared leader and at least one helper (we call helpers Crew Guides) for each teaching space.

One (big or small) Room With Multi-Age Kids



It's simple! You'll need one prepared leader plus at least one helper (we call helpers Crew Guides). Ideally, you'll have one Crew Guide for every five to eight kids, but it can work with your church's volunteer-to-children ratios. We recommend having a media player handy for music and each week's Bible Memory Buddy video.

Our Strategic Approach

There are “whys” behind every lesson component, and we want to share them with you! Here are the guiding principles behind the creation of Simply Loved Sunday school curriculum.

You may have heard...	But we've found...	That's why...
“It’s hard to recruit volunteers.”	When volunteers need less prep time, have fun, and feel like they’re making a difference, they’ll make serving a priority.	Simply Loved volunteer roles are important, but easy!
“Kids need to be entertained.”	Kids need to be noticed and loved.	Simply Loved lessons are designed to help you listen to kids and get to know them.
“You need a lot of supplies.”	You need only a few supplies used in creative ways.	Simply Loved incorporates minimal supplies each unit but uses them in innovative ways to introduce and apply the day’s lesson.
“We need helpers—any warm body will do.”	Helpers don’t just assist. Even though they don’t need to prep, they serve an important relational purpose and make a big difference in kids’ lives.	Simply Loved helpers have a name and an elevated role: they’re “Crew Guides”! They participate along with the kids, play a meaningful role in lessons, and make a difference by building friendships with kids.
“Kids are rarely able to remember Scripture.”	Creating a visual and emotional connection to Scripture dramatically helps kids remember and understand why the Bible matters in their everyday lives.	Simply Loved incorporates kid-friendly videos featuring Bible Memory Buddies (animals God created) to help them understand Bible truths and trigger Scripture memory. And Bible Memory Buddies help discoveries stick! (wink, wink)
“Teachers are Bible experts.”	Teachers are channels of friendship who help children understand and experience Jesus’ love.	Simply Loved uses human relationships to communicate God’s love in a tangible way. Built-in conversation starters help teachers share their personal stories and their own friendship with Jesus.
“Covering a lot of information is intimidating.”	Reaching children is simple when you focus on one Bible Point.	Simply Loved repeats key Bible Points in different ways so truths sink deep. And it combines the repetition of a Bible Point with an auditory and physical response that will stick with kids long after your lesson ends.
“Success requires getting through the whole lesson.”	You’ll clearly communicate the key Bible Point no matter how far you get.	With Simply Loved, a palette of Bible Point-supporting options gives you the freedom to choose what works for your kids and your time frame. So no matter how much of the lesson you complete, the Truth from God’s Word shines through.
“Kids’ll get bored if you repeat something they’ve heard before.”	Kids appreciate routine and repetition when it’s done in a fun way.	Simply Loved’s scope and sequence intentionally repeats the Bible verse and Point for four weeks. This strategically cements Bible learning no matter how often kids attend.

A Faith Foundation for Young Children

As their leader, you get to show young children what loving Jesus looks like! And Simply Loved will help. Simply Loved incorporates these Age-Level Building Blocks to create a wonderful foundation for young children to learn to love and follow Jesus.



Young children are active! They like to move and use their whole bodies to make discoveries, so Simply Loved lessons engage young kids in a variety of active, hands-on ways.

Young children have short attention spans. Simply Loved lessons are broken down into bite-size pieces. Be sure to use the Simply Loved classroom songs to help young kids move from one thing to the next.

Young children feel so many things! Anger, frustration, love, comfort, fear. When you're sharing a Bible story, Simply Loved identifies a key emotion in the story and pauses to ask young children about a time they felt that way. Connecting to emotion cements learning and helps young children know that Jesus understands their feelings and is with them, no matter what.

Jesus often used tangible examples to make abstract learning more concrete. So Simply Loved uses everyday preschool items like blocks, backpacks, dolls, and trains!

It's young children's job to play! So Simply Loved incorporates imagination and play into Bible teaching.

Young children learn through repetition, so Simply Loved repeats, repeats, repeats. Each Simply Loved Pre-K & K lesson is centered around one easy-to-remember Bible Point that's said over and over. Repetition helps cement Bible truths into young minds and hearts to help them—not just someday, but right now!

Keep it simple. Young children need to know basic truths about God, so keep it simple! Simply Loved keeps memory verses simple and easy to understand, crafts simple so little hands can handle them, and games simple so kids can jump right in and play. We've left snacks up to you, so keep snacks simple and be mindful of allergies.

Young children thrive when they know what to expect. So Simply Loved establishes a predictable classroom routine young children can rely on.

Young children are busy explorers! Sometimes their curiosity can lead to unexpected emergencies. Be sure to supervise your little friends as they work with small objects to prevent choking hazards. And always double check for allergies before serving food. Most times, Simply Loved leaves snack choices up to you; however, if food supplies are listed, note this allergy alert to remind you to use caution when serving your young friends.

⚠️ *Allergy alert! Check for food allergies or limitations before serving.*

Classroom Transition Song Lyrics 🎵

Catchy transition music signals times of welcome, cleanup, prayer, and send-off, and these songs help kids wrap up one activity and move on to the next. These high-quality songs have been professionally produced so leaders don't need to be vocalists. But if you do want to sing along, here are the words!

The Cleanup Song

Doot, doot, doo, doo, doo.
Time to clean up.
Clean up!
Cleanup can be fun!
Oh, oh, oh, oh, oh!
Clean up!
Cleanup can be fun!
Doot, doot, doo, doo, doo.
Now our cleanup—
Is done!
Cleanup can be fun.
Oh, oh, oh, oh, oh!
Clean up!
Cleanup can be fun!

"The Cleanup Song" by Sam Mizell. © 2020 Group Publishing, Inc.
All rights reserved. No unauthorized use or duplication permitted.

Hello, My Friends

Hello, my friends. *(wave)*
Who's here today? *(shrug shoulders)*
Let's say hello and play a game! *(wave)*
C'mon, shake a hand.
High-five!
Spin around.
Now say your name!
Jesus loves you, *(hug yourself)*
Yes, it's true. *(nod yes)*
He loves you, he loves you,
He loves you, he loves you! *(point to friends)*
Jesus loves you, *(hug yourself)*
Yes, it's true. *(nod yes)*
He loves you.
He loves you, and you, and you,
and you, and you! *(point to friends)*
Hello, my friends. *(wave)*
Who's here today? *(shrug shoulders)*
Let's say hello *(wave)*
and shout hooray! *(pump fist in air)*

"Hello, My Friends" by Sam Mizell. © 2020 Group Publishing, Inc.
All rights reserved. No unauthorized use or duplication permitted.

God, You Are So Good

God, you are so good. *(extend arms up)*
We thank you for our food. *(fold hands together)*
You give me what I need. *(hold arms out)*
You take good care of me. *(hug yourself)*
Amen. *(fold hands together)*

"God, You Are So Good" by Sam Mizell. © 2020 Group Publishing, Inc.
All rights reserved. No unauthorized use or duplication permitted.

Goodbye, My Friends

Goodbye, my friends. *(wave one hand)*
It's time to go. *(wave other hand)*
It's time to make my way back home. *(march in place)*
I know Jesus loves me. *(hug yourself)*
He loves me so, oh! *(spread arms wide)*
Everywhere I go, *(march in place)*
Jesus loves me. *(hug yourself)*
Everywhere I go, *(march in place)*
He's thinking of me. *(point to head)*
Everywhere I go, *(march in place)*
Jesus loves me. *(hug yourself)*
Everywhere I go. *(march in place)*
Goodbye, my friends. *(wave)*

"Goodbye, My Friends" by Sam Mizell. © 2020 Group Publishing, Inc.
All rights reserved. No unauthorized use or duplication permitted.



Supply Closet Inventory

Pre-K & K—Quarter 10

Have these items handy for some hands-on fun this quarter!

Program Essentials

- Bibles
- Music CD*
- Buddy Video DVD*
- Music Video DVD*
- Bible Story posters*
- Bible Memory Buddy posters*
- Bible Memory Buddy stickers*
- Coloring Creation pages*
- media player

Art Supplies

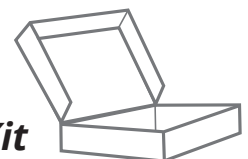
- bulletin-board paper
- chalk
- child-safe scissors
- clear tape
- construction paper
- craft sticks
- crayons, including multicultural crayons
- glue
- glue sticks
- heart stickers
- paper
- pompoms
- scissors
- stickers (smiley faces, stars, hearts, flowers, food items)
- sticky notes
- tape
- tissue paper
- yarn in a variety of colors

Toys & Goodies

- cookie cutters and other play dough “tools”
- crackers
- foam balls
- fruit ring cereal
- play dough
- snacks (you choose!)
- toy people

Odds & Ends

- beach towel
- bendable drinking straws
- cloth scraps
- cotton balls
- crepe paper streamers
- cups
- dry-erase markers
- ground cinnamon
- hand cleanser
- hand mirrors
- large cardboard boxes
- napkins
- painter’s tape
- paper plates
- paper towels
- plastic spoons
- salt
- small paper cups
- sugar
- wet wipes



* in your **Simply Loved Kit**

The Last Supper

Road to Resurrection

Luke 22:7-20

Bible Point

Jesus shows us God's love.

Purpose

Without using words, how do you show that you love someone? Actions speak just as loudly as words! God's gift of Jesus showed *his* love. And Jesus turned around and reflected God's love to us. Wow! All that love for us is a gift to celebrate!

Sometimes young children have an easier time demonstrating love than verbalizing love. Today you can point out some of the ways Jesus *showed* God's love. Jesus spent time with his close friends and shared food—two kid-friendly expressions of love! Highlight these tangible demonstrations as you point kids toward God's love for all his children.



Prayer

Dear God, how can we ever thank you for your love...and for Jesus? You loved us enough to give us your greatest gift. Thank you! Please guide me as I try to make your unimaginable love tangible to kids today. In Jesus' name, amen.

Prep

Opening Options	Sing & Play	Bible Discovery & Goodbye Circle	Apply-It Options
<ul style="list-style-type: none"> <input type="checkbox"/> Option Cards* <input type="checkbox"/> <i>Paper Picnic</i>: plastic spoons, stickers, construction paper <input type="checkbox"/> <i>Mirror Me!</i>: hand mirrors, dry-erase marker, paper towel 	<ul style="list-style-type: none"> <input type="checkbox"/> <i>Music</i> CD* <input type="checkbox"/> <i>Music Video</i> DVD* <input type="checkbox"/> <i>Buddy Video</i> DVD* <input type="checkbox"/> Skyler Bible Memory Buddy poster* <input type="checkbox"/> media player <input type="checkbox"/> Bible (bookmark Romans 5:8) 	<ul style="list-style-type: none"> <input type="checkbox"/> "The Last Supper" Bible Story poster* <input type="checkbox"/> <i>Music</i> CD* <input type="checkbox"/> Skyler Bible Memory Buddy stickers* (1 per child) <input type="checkbox"/> Bible (bookmark Luke 22:8, 13, 17) <input type="checkbox"/> media player <input type="checkbox"/> play dough (a small handful per person) <input type="checkbox"/> paper plates (1 per person) <input type="checkbox"/> cookie cutters and other play dough "tools" 	<ul style="list-style-type: none"> <input type="checkbox"/> <i>Game</i>: no supplies <input type="checkbox"/> <i>Food-n-Friendship</i>: snack, napkins, hand cleanser, <i>Music</i> CD*, media player <input type="checkbox"/> <i>Coloring Creation</i>: "The Last Supper" Coloring Creation pages* (1 per child), crayons, crackers, glue sticks, <i>Music</i> CD*, media player

* in your *Simply Loved Kit* 

Opening Options

Set up one—or both—of these intro activities to start your time together. Each activity connects kids to the Bible Point and to each other. Cut apart these Option Cards, and place one by each activity you choose. Crew Guides will follow the directions and build friendships with kids as they make discoveries together.



Paper Picnic

Supplies: plastic spoons, construction paper, stickers

Tear construction paper into food shapes. Add stickers to help show what the food is. Use plastic spoons to pick up the food and pretend to enjoy a picnic!

? What are your favorite foods to take on a picnic?

A picnic is a fun way to share food with friends! Jesus had food with his friends, too. They ate together, and Jesus told them how much he loved them. Today we'll find out that **Jesus shows us God's love.**

Mirror Me!

Supplies: hand mirrors, dry-erase marker, paper towel

Use a dry-erase marker to draw a large heart on a hand mirror. Look in the mirror so the heart frames your face! Hold up the mirror to friends to make the heart go around their faces, too.

? Name some people who love you.

Wow! It makes us feel so good when people love us! Moms, dads, and friends love us lots, but God loves us the most. God's Son is Jesus, and **Jesus shows us God's love.**

Opening

Now's a great time for Opening Options. Choose one—or both—to introduce today's Bible discoveries.



 **"The Cleanup Song"** (*Music CD track 1*)

Help kids transition by cleaning up before sitting with their Connect Crews. A Connect Crew is a smaller group of kids with one Crew Guide.

Sing & Play

Welcome

Hello, friends! I'm so glad you're here today. Let's sing our welcome song.

 **"Hello, My Friends"** (*Music CD track 2*)

Let's say hello to our Crew Guides. They're our go-to friends who are here to have fun and learn along with us.

- Kids give their Crew Guides fist bumps.

Bible Point

Today's Bible Point tells us **Jesus shows us God's love**. Every time you hear the words **"Jesus shows us God's love,"** put your hands together like you're praying and say, **"Thanks, Jesus!"** Let's try that together. Practice the Bible Point and response a few times.

Repetition cements learning, so be sure to say today's Bible Point A LOT. Have fun with it! Kids will love listening for it and responding, *"Thanks, Jesus!"*

Jesus is God's special Son. Jesus wants everyone to know how much God loves them. Let's think of ways we show love. Tell a way you show (not tell) someone that you love them, such as making a special breakfast for that person.

And we can show love to our friends right now! Do this with me!

- Turn and smile at two friends nearby.
- High-five two friends nearby.
- Low-five two friends nearby.



Supplies

- Bible
- *Music CD*
 - "Hello, My Friends"
- *Music Video DVD*
 - "Monumental Love" music video
 - "You Gave" music video
- *Buddy Video DVD*
 - Skyler Bible Memory Buddy video (Week 1)
- media player
- Skyler Bible Memory Buddy poster



Thanks, Jesus!

It's fun to show our love to friends. God's love for us is so big, and **Jesus shows us God's love.** (Thanks, Jesus!) Join me in praising God for his huge, big, amazing love for us!



"Monumental Love" music video



Bible Memory Buddy & Verse

It's time to talk with our friend Buzzly Bee. Buzzly is such a nice bee. And he'll introduce us to a Bible Memory Buddy friend. Let's call for Buzzly. Do what I do!

- Flap hands quickly like a bee.
- Make buzzing sounds.



Skyler Bible Memory Buddy video (Week 1)

Our friend Skyler the bowerbird reminds us that **Jesus shows us God's love.** (Thanks, Jesus!)

- Show the Bible Memory Buddy poster.
- Remind kids that boy bowerbirds build little houses for girl bowerbirds!
- Have kids gather around their Crew Guide and put their arms over his or her head to make a "bower" for the Crew Guide.



Show the Bible. **The Bible is God's true story of love! Our Bible Memory Verse comes from the Bible. Let's say it together. I'll say a line, and then you repeat after me.**

"But God showed his great love for us (*hug yourself*) **by sending Christ to die for us** (*extend arms to make a cross*) **while we were still sinners."** (*turn face to the left; push hands to the right*) (Romans 5:8)

God showed his love for us by sending Jesus. And Jesus shows us God's love. (Thanks, Jesus!) **We can show our love by singing and worshipping Jesus. Join me in doing that now.**



"You Gave" music video




Bible Discovery

Set the plates, play dough, and cookie cutters on one side of your room.

Jesus is God's Son, and **Jesus shows us God's love.** (Thanks, Jesus!) Hold up a Bible. Today our Bible story is about a time Jesus had a special meal with his close friends. Sometimes we share special meals like Thanksgiving or Christmas dinner—even birthday dinners! Let's talk about special meals.

- Have everyone get comfy and sit in knee-to-knee circles with Connect Crews.
- ❓ **Who would you invite to a special meal at your house? Why?** Invite Crew Guides to share first.
- Crew Guides give thumbs-up when everyone has shared.

Jesus was excited to get together with his good friends. He loved them and wanted to show them something. **Jesus shows us God's love.** (Thanks, Jesus!) He sent two of the friends, named Peter and John, to get everything ready. Listen!


 Read aloud Luke 22:8,13.

Let's be like Peter and John and get everything ready for our special meal with Jesus. They had to go ahead into town. Let's travel!

- Lead everyone in "traveling" across the room to gather play dough, paper plates, and the cookie cutters and "tools."
- Crews travel back to their area and form Crew circles.
- Kids and Crew Guides each make a plate of play food.
- ❓ **What special food would you make for Jesus?** Invite responses from the whole group.

Have Connect Crews set their plates of food in the center of their Crew circles.

Jesus shared a drink with his friends too. That's one way he was showing God's love. He wanted the friends to remember him because he was getting ready to go away for a while and they wouldn't see him anymore. Listen to what Jesus said about the drink:

 Read aloud Luke 22:17.

- Lead everyone in pretending to pass a cup from friend to friend in the Crew circle.
- Kids pretend to drink from the cup.


Jesus also broke a big piece of bread into smaller pieces to share. He said, "When you share bread together, remember me." He wanted his friends to remember how much he loved them. Take a piece of your play food and break it up.

- Have everyone take a piece of play dough food and tear it in half.

Supplies

- Bible
- "The Last Supper" Bible Story poster
- paper plates (1 per person)
- play dough (a small handful per person)
- cookie cutters and other play dough "tools"

We call helpers Crew Guides. If you lead a small class, you can be the Crew Guide. Simply gather kids in a cozy circle around you. If you have helpers, form smaller groups so each child can be known—and so kids can befriend your helpers, too!

 Read the verses from the Bible. You're showing kids that God's Word is special. And don't worry; we've kept the verses short for young attention spans.

Welcome a few responses. Be sure to summarize what kids say so everyone can hear.

Keep your Sundays simple—and your kids delighted—with Simply Loved.

This Pre-K & K Leader Guide provides a step-by-step, simple-to-follow plan for Simply Loved Quarter 10 lessons. Featuring memorable, hands-on, friendship-focused activities, each lesson easily adapts to your unique Sunday school format while guiding kids on a foundational, Jesus-centered journey through God’s story of love.

This quarter’s Bible discoveries:

Unit/Week	Unit Theme	Lesson Theme
Unit 1/Week 1	Road to Resurrection Jesus shows us God’s love.	The Last Supper (Luke 22:7-20)
Unit 1/Week 2		Pilate Lets Barabbas Go Free (Mark 15:1-15)
Unit 1/Week 3		Jesus Dies on a Cross (Mark 15:16-41)
Unit 1/Week 4		Jesus Walks and Talks on the Road to Emmaus (Luke 24:13-34)

Unit/Week	Unit Theme	Lesson Theme
Unit 2/Week 1	The Comforter Has Come! The Holy Spirit helps us.	Jesus Promises Power From the Holy Spirit (Acts 1:1-11)
Unit 2/Week 2		The Holy Spirit Gives Peter Words to Say (Acts 2:14-41)
Unit 2/Week 3		Christians in Samaria Receive the Holy Spirit (Acts 8:4-25)
Unit 2/Week 4		Paul Writes About the Fruit of the Spirit (Galatians 5:16-26)

Unit/Week	Unit Theme	Lesson Theme
Unit 3/Week 1	David on the Run God is for us.	David Plays the Harp for Saul (1 Samuel 16:14-23)
Unit 3/Week 2		Saul Is Jealous of David (1 Samuel 18:5-16)
Unit 3/Week 3		David Doesn’t Hurt Saul...Twice (1 Samuel 24; 26)
Unit 3/Week 4		David Is Kind to Mephibosheth (2 Samuel 9)

 Join the Simply Loved Facebook community and learn from children’s ministry leaders just like you! [facebook.com/groups/simplylovedteacherslounge](https://www.facebook.com/groups/simplylovedteacherslounge)



Copyright © Group Publishing, Inc.
1515 Cascade Ave., Loveland, CO 80538
group.com/SimplyLoved 800.447.1070

ISBN 978-1-4707-6919-2



9 781470 769192 >

Printed in the U.S.A.



THIS IS A SAMPLE
The number of pages is limited.

Purchase the item for the complete version.

