

# LEADER GUIDE

PRE-K & K • QUARTER 12



PRE-K & K

QUARTER 12



# LEADER GUIDE





## Group resources really work!

This Group resource incorporates our R.E.A.L. approach to ministry. It reinforces a growing friendship with Jesus, encourages long-term learning, and results in life transformation, because it's:

### Relational

Person-to-person interaction enhances spiritual growth and builds Christian friendships.

### Experiential

What we experience through action and discussion sticks with us up to 9 times longer than what we simply hear or read.

### Applicable

The aim of ministry is to equip people to be both hearers and doers of God's Word.

### Lifelong

Experiences transform the heart, moving faith beyond the walls of church and into everyday life for years to come.



### Leader Guide Pre-K & K—Quarter 12

Copyright © 2023 Group Publishing, Inc./0000 0001 0362 4853

Visit our website: [group.com/SimplyLoved](http://group.com/SimplyLoved)



All rights reserved. No part of this book may be reproduced in any manner whatsoever without prior written permission from the publisher, except where noted in the text and in the case of brief quotations embodied in critical articles and reviews. To submit a permission request, email [permissions@group.com](mailto:permissions@group.com).

This creative team is simply honored to create Simply Loved for you:

Laura Baldwin-Stout, Jody Brolsma, Lyndsay Gerwing, Charity Kauffman, Steve Kyle, Micaiah Lee, Peggy Naylor, Joani Schultz, Rodney Stewart, Jeff Storm, Ali Thompson, and Kate Warnock.

Scripture quotations are taken from the *Holy Bible*, New Living Translation, copyright © 1996, 2004, 2015 by Tyndale House Foundation. Used by permission of Tyndale House Publishers, a Division of Tyndale House Ministries, Carol Stream, Illinois 60188. All rights reserved.

ISBN 978-1-4707-7035-8

Printed in the United States of America.

10 9 8 7 6 5 4 3 2 1 28 27 26 25 24 23

# Contents

<b>Welcome to Simply Loved!</b> .....	4
How It Works .....	5
Our Strategic Approach .....	7
A Faith Foundation for Young Children .....	8
Classroom Transition Song Lyrics .....	9
Supply Closet Inventory .....	10
<b>Unit 1: Dear God...</b>	
Lesson 1: David’s Prayer of Trust .....	11
Lesson 2: David Asks God to Forgive Him .....	21
Lesson 3: Hezekiah’s Prayer for Help .....	31
Lesson 4: Habakkuk Talks With God .....	41
<b>Unit 2: Letters From Leaders</b>	
Lesson 5: God Helps Church Leaders Make Decisions .....	51
Lesson 6: Faith in Jesus Brings Joy! .....	61
Lesson 7: Paul Encourages the Philippians .....	71
Lesson 8: James Writes About Joy .....	81
<b>Unit 3: Hope Now and Later</b>	
Lesson 9: God Promises to Be Faithful to His People .....	91
Lesson 10: David Celebrates God’s Love and Faithfulness .....	101
Lesson 11: God’s People Lament and Find Hope in God’s Faithfulness .....	111
Lesson 12: Jesus Will Faithfully Return .....	121



# Welcome to Simply Loved!

Welcome to Simply Loved Sunday school—where you and your team simply experience God’s love and share it with kids.

**“Dear friends, since God loved us that much, we surely ought to love each other. No one has ever seen God. But if we love each other, God lives in us, and his love is brought to full expression in us.”**

(1 John 4:11-12)

With Simply Loved, you, your helpers (we call them Crew Guides), and your kids explore a foundational, Jesus-centered journey through God’s story of love. We believe that faith isn’t a subject to be mastered; it’s a relationship to grow! So every single component of Simply Loved sets the stage for you to more intentionally grow friendship with Jesus and each other. Keep reading to find out what that’ll look like in *your* classroom.

Join our Simply Loved Facebook community to learn from children’s ministry leaders just like you!

 [facebook.com/groups/simplylovedteacherslounge](https://www.facebook.com/groups/simplylovedteacherslounge)



# How It Works

## Simple Volunteer Roles



You'll need the following volunteers:

**Leader:** (That's you!) The one person in each teaching space who has looked over the lesson and will direct all activities. The glance-able, structured lessons in this guide allow leaders to spend more time interacting with kids and less time glued to scripts.

**Crew Guide:** A helper who simply shows up and participates with kids. Crew Guides don't need to be Bible experts—simply people who love Jesus and kids!

## A Simple, Flexible Lesson!


### Simple Prep for Leaders

Prepare your heart and pray for the kids before each lesson. Plus, check off supplies as you gather them!



### Opening Options

Choose from two opening activities—both introduce the day's Bible Point. Each unit creatively uses the same supplies all four weeks. That means you'll need to gather Opening Options supplies only once a month! If you'd like, set up these Opening Options as activity stations in your room. Simply cut apart the cards you'll find in each lesson and place one at each station to guide activity and conversation. Or do one or both activities with all kids together. You choose!



### Sing & Play


Gather kids to sing and discover the Bible Point. Plus, a Bible Memory Buddy connects the Bible verse to kids' everyday lives.



### Bible Discovery

We've given you lots of options, but don't skip this part! It's the "meat" of the lesson where kids experience God's greatest gift in an interactive, hands-on way. There's no time to be bored as kids and Connect Crews follow the Leader through a memorable Bible experience. You'll read directly from the Bible throughout the Bible Discovery, so be sure to mark your place ahead of time and choose a kid-friendly translation to read from. We've intentionally chosen shorter passages for young attention spans.





## Apply-It Options

Consider your time frame, and take your pick: a game, a snack, or a Coloring Creation page! Each option applies the Bible Point to everyday kid life, making faith relevant to even young kids.



## Goodbye Circle

Wrap up your lesson with a gospel-centered Jesus connection, and remind kids that Jesus is with them wherever they go! Plus, affirm kids by name as you give each child a Bible Memory Buddy sticker at the end of each lesson.

## A Simple, Flexible Format!

### Age-Graded Classrooms

It's simple! You'll need one prepared leader and at least one helper (we call helpers Crew Guides) for each teaching space. We recommend having a media player handy in each space for music and each week's Bible Memory Buddy video.



### Age-Graded Classrooms With a Multi-Age Opening

It's simple! Lead the Sing & Play section with all ages together. Set up a media player in your gathering area so that when you're all together, you can sing along with music videos, introduce the Bible Point, and meet the Bible Memory Buddy! Then, disperse to age-graded classrooms for Bible Discovery, Apply-It Options, and the Goodbye Circle. You'll need one prepared leader and at least one helper (we call helpers Crew Guides) for each teaching space.



### One (big or small) Room With Multi-Age Kids

It's simple! You'll need one prepared leader plus at least one helper (we call helpers Crew Guides). Ideally, you'll have one Crew Guide for every five to eight kids, but it can work with your church's volunteer-to-children ratios. We recommend having a media player handy for music and each week's Bible Memory Buddy video.



# Our Strategic Approach

There are “whys” behind every lesson component, and we want to share them with you! Here are the guiding principles behind the creation of Simply Loved Sunday school curriculum.

You may have heard...	But we've found...	That's why...
“It's hard to recruit volunteers.”	When volunteers need less prep time, have fun, and feel like they're making a difference, they'll make serving a priority.	Simply Loved volunteer roles are important, but easy!
“Kids need to be entertained.”	Kids need to be noticed and loved.	Simply Loved lessons are designed to help you listen to kids and get to know them.
“You need a lot of supplies.”	You need only a few supplies used in creative ways.	Simply Loved incorporates minimal supplies each unit but uses them in innovative ways to introduce and apply the day's lesson.
“We need helpers—any warm body will do.”	Helpers don't just assist. Even though they don't need to prep, they serve an important relational purpose and make a big difference in kids' lives.	Simply Loved helpers have a name and an elevated role: they're “Crew Guides”! They participate along with the kids, play a meaningful role in lessons, and make a difference by building friendships with kids.
“Kids are rarely able to remember Scripture.”	Creating a visual and emotional connection to Scripture dramatically helps kids remember and understand why the Bible matters in their everyday lives.	Simply Loved incorporates kid-friendly videos featuring Bible Memory Buddies (animals God created) to help them understand Bible truths and trigger Scripture memory. And Bible Memory Buddies help discoveries stick! (wink, wink)
“Teachers are Bible experts.”	Teachers are channels of friendship who help children understand and experience Jesus' love.	Simply Loved uses human relationships to communicate God's love in a tangible way. Built-in conversation starters help teachers share their personal stories and their own friendship with Jesus.
“Covering a lot of information is intimidating.”	Reaching children is simple when you focus on one Bible Point.	Simply Loved repeats key Bible Points in different ways so truths sink deep. And it combines the repetition of a Bible Point with an auditory and physical response that will stick with kids long after your lesson ends.
“Success requires getting through the whole lesson.”	You'll clearly communicate the key Bible Point no matter how far you get.	With Simply Loved, a palette of Bible Point-supporting options gives you the freedom to choose what works for your kids and your time frame. So no matter how much of the lesson you complete, the Truth from God's Word shines through.
“Kids'll get bored if you repeat something they've heard before.”	Kids appreciate routine and repetition when it's done in a fun way.	Simply Loved's scope and sequence intentionally repeats the Bible verse and Point for four weeks. This strategically cements Bible learning no matter how often kids attend.



# A Faith Foundation for Young Children

As their leader, you get to show young children what loving Jesus looks like! And Simply Loved will help. Simply Loved incorporates these Age-Level Building Blocks to create a wonderful foundation for young children to learn to love and follow Jesus.



**Young children are active!** They like to move and use their whole bodies to make discoveries, so Simply Loved lessons engage young kids in a variety of active, hands-on ways.

**Young children have short attention spans.** Simply Loved lessons are broken down into bite-size pieces. Be sure to use the Simply Loved classroom songs to help young kids move from one thing to the next.

**Young children feel so many things!** Anger, frustration, love, comfort, fear. When you're sharing a Bible story, Simply Loved identifies a key emotion in the story and pauses to ask young children about a time they felt that way. Connecting to emotion cements learning and helps young children know that Jesus understands their feelings and is with them, no matter what.

**Jesus often used tangible examples to make abstract learning more concrete.** So Simply Loved uses everyday preschool items like blocks, backpacks, dolls, and trains!

**It's young children's job to play!** So Simply Loved incorporates imagination and play into Bible teaching.

**Young children learn through repetition, so Simply Loved repeats, repeats, repeats.** Each Simply Loved Pre-K & K lesson is centered around one easy-to-remember Bible Point that's said over and over. Repetition helps cement Bible truths into young minds and hearts to help them—not just someday, but right now!

**Keep it simple.** Young children need to know basic truths about God, so keep it simple! Simply Loved keeps memory verses simple and easy to understand, crafts simple so little hands can handle them, and games simple so kids can jump right in and play. We've left snacks up to you, so keep snacks simple and be mindful of allergies.

**Young children thrive when they know what to expect.** So Simply Loved establishes a predictable classroom routine young children can rely on.

Young children are busy explorers! Sometimes their curiosity can lead to unexpected emergencies. Be sure to supervise your little friends as they work with small objects to prevent choking hazards. And always double check for allergies before serving food. Most times, Simply Loved leaves snack choices up to you; however, if food supplies are listed, note this allergy alert to remind you to use caution when serving your young friends.

⚠️ *Allergy alert! Check for food allergies or limitations before serving.*

# Classroom Transition Song Lyrics 🎵

Catchy transition music signals times of welcome, cleanup, prayer, and send-off, and these songs help kids wrap up one activity and move on to the next. These high-quality songs have been professionally produced so leaders don't need to be vocalists. But if you do want to sing along, here are the words!

## The Cleanup Song

Doot, doot, doo, doo, doo.  
Time to clean up.  
Clean up!  
Cleanup can be fun!  
Oh, oh, oh, oh, oh!  
Clean up!  
Cleanup can be fun!  
Doot, doot, doo, doo, doo.  
Now our cleanup—  
Is done!  
Cleanup can be fun.  
Oh, oh, oh, oh, oh!  
Clean up!  
Cleanup can be fun!

"The Cleanup Song" by Sam Mizell. © 2020 Group Publishing, Inc.  
All rights reserved. No unauthorized use or duplication permitted.

## Hello, My Friends

Hello, my friends. *(wave)*  
Who's here today? *(shrug shoulders)*  
Let's say hello and play a game! *(wave)*  
C'mon, shake a hand.  
High-five!  
Spin around.  
Now say your name!  
Jesus loves you, *(hug yourself)*  
Yes, it's true. *(nod yes)*  
He loves you, he loves you,  
He loves you, he loves you! *(point to friends)*  
Jesus loves you, *(hug yourself)*  
Yes, it's true. *(nod yes)*  
He loves you.  
He loves you, and you, and you,  
and you, and you! *(point to friends)*  
Hello, my friends. *(wave)*  
Who's here today? *(shrug shoulders)*  
Let's say hello *(wave)*  
and shout hooray! *(pump fist in air)*

"Hello, My Friends" by Sam Mizell. © 2020 Group Publishing, Inc.  
All rights reserved. No unauthorized use or duplication permitted.

## God, You Are So Good

God, you are so good. *(extend arms up)*  
We thank you for our food. *(fold hands together)*  
You give me what I need. *(hold arms out)*  
You take good care of me. *(hug yourself)*  
Amen. *(fold hands together)*

"God, You Are So Good" by Sam Mizell. © 2020 Group Publishing, Inc.  
All rights reserved. No unauthorized use or duplication permitted.

## Goodbye, My Friends

Goodbye, my friends. *(wave one hand)*  
It's time to go. *(wave other hand)*  
It's time to make my way back home. *(march in place)*  
I know Jesus loves me. *(hug yourself)*  
He loves me so, oh! *(spread arms wide)*  
Everywhere I go, *(march in place)*  
Jesus loves me. *(hug yourself)*  
Everywhere I go, *(march in place)*  
He's thinking of me. *(point to head)*  
Everywhere I go, *(march in place)*  
Jesus loves me. *(hug yourself)*  
Everywhere I go. *(march in place)*  
Goodbye, my friends. *(wave)*

"Goodbye, My Friends" by Sam Mizell. © 2020 Group Publishing, Inc.  
All rights reserved. No unauthorized use or duplication permitted.



# Supply Closet Inventory

## Pre-K & K—Quarter 11

Have these items handy for some hands-on fun this quarter!

### Program Essentials

- Bibles
- Music* CD\*
- Buddy Video* DVD\*
- Music Video* DVD\*
- Bible Story posters\*
- Bible Memory Buddy posters\*
- Bible Memory Buddy stickers\*
- Coloring Creation pages\*
- media player

### Art Supplies

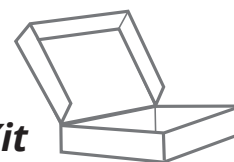
- child-safe scissors
- clear tape
- colorful tissue paper
- crayons, including multicultural crayons
- crepe paper streamer rolls
- dry-erase markers
- glue and glue sticks
- green yarn
- heart and smiley face stickers
- paper
- pompoms
- ribbon
- sticky notes
- washable markers
- yellow highlighters

### Toys & Goodies

- blocks
- bubble solution and wands
- foam balls
- jump-ropes
- ping-pong balls
- play dough
- snacks (you choose!)
- toy people

### Odds & Ends

- bowls
- bucket
- confetti
- cotton balls
- cotton swabs
- hand cleanser
- hand mirrors
- jingle bells
- napkins
- painter's tape
- parachute or large bedsheet
- pitchers of drinking water
- salt and sugar
- small disposable cups in 2 colors
- small paper cups
- spray bottles with water
- timer or smartphone
- tissues
- water
- wet wipes



\* in your **Simply Loved Kit**

# David's Prayer of Trust

Dear God...  
Psalm 23

Bible Point

**God hears our prayers.**

## Purpose

In a world where GPS is constantly in reach, it's easy to find your way. But wouldn't it be great if you could tap in a *life* "destination," and God would give step-by-step instructions on how to get there? Or pose a big question and wait for God's voice to chime in over the car speakers?

David compared his friendship with God to that of a sheep and a shepherd. Without a shepherd, sheep would be lost, hungry, and in danger. Similarly, we can rely on God for direction, help, and protection. While God may not be like a GPS, his loving guidance directs our paths.

Show young children that they can nestle into God's loving care, calling out to him and listening for guidance.



## Prayer

Dear God, you're my Good Shepherd. Thanks for every green meadow and cool stream you've brought me to. Thanks for walking with me through the valleys, too. I'm so glad you're always beside me. In Jesus' name, amen.

## Prep

Opening Options	Sing & Play	Bible Discovery & Goodbye Circle	Apply-It Options
<ul style="list-style-type: none"> <li><input type="checkbox"/> Option Cards*</li> <li><input type="checkbox"/> <i>A Path for People</i>: blocks, toy people</li> <li><input type="checkbox"/> <i>Tube Transporters</i>: jingle bells, paper tubes, clear tape</li> </ul>	<ul style="list-style-type: none"> <li><input type="checkbox"/> <i>Music CD</i>*</li> <li><input type="checkbox"/> <i>Music Video DVD</i>*</li> <li><input type="checkbox"/> <i>Buddy Video DVD</i>*</li> <li><input type="checkbox"/> Ruby Bible Memory Buddy poster*</li> <li><input type="checkbox"/> media player</li> <li><input type="checkbox"/> Bible (bookmark Psalm 6:9)</li> </ul>	<ul style="list-style-type: none"> <li><input type="checkbox"/> "David's Prayer of Trust" Bible Story poster*</li> <li><input type="checkbox"/> <i>Music CD</i>*</li> <li><input type="checkbox"/> Ruby Bible Memory Buddy stickers* (1 per child)</li> <li><input type="checkbox"/> media player</li> <li><input type="checkbox"/> Bible (bookmark Psalm 23:1-4)</li> <li><input type="checkbox"/> pitchers of water (1 per Crew)</li> <li><input type="checkbox"/> small cups (1 per person)</li> <li><input type="checkbox"/> bowl</li> </ul>	<ul style="list-style-type: none"> <li><input type="checkbox"/> <i>Game</i>: no supplies</li> <li><input type="checkbox"/> <i>Food-n-Friendship</i>: snack, napkins, hand cleanser, <i>Music CD</i>*, media player</li> <li><input type="checkbox"/> <i>Coloring Creation</i>: "David's Prayer of Trust" Coloring Creation pages* (1 per child), crayons, green yarn, child-safe scissors, glue, <i>Music CD</i>*, media player</li> </ul>

\* in your *Simply Loved Kit* 

# Opening Options

Set up one—or both—of these intro activities to start your time together. Each activity connects kids to the Bible Point and to each other. Cut apart these Option Cards, and place one by each activity you choose. Crew Guides will follow the directions and build friendships with kids as they make discoveries together!



## A Path for People

**Supplies:** blocks, toy people

Make long, winding paths with blocks. Guide toy people along the paths.

? **Where could our little toy friends be going?**

? **Where do you want to go?**

Today we'll hear about a man in the Bible who loved talking to God, everywhere he went. He knew that God was a good friend who listened to him. **God hears our prayers, too.**

## Tube Transporters

**Supplies:** jingle bells, paper tubes, clear tape

*Before kids arrive, roll and tape paper into tubes. If you have a store of paper towel tubes, use those.*

Drop jingle bells into the tubes. Hold the tubes at different angles to see how quickly or slowly the bells move. You can even put two tubes together to make one long tube to drop them through!

? **What sounds did you hear as the bells moved?**

? **What sounds do you like to hear when you're at home?**

**Maybe you heard laughing, jingling, or even friends talking. Our room was full of good sounds to hear. Today we'll learn that when we talk to God, God hears our prayers.**

# Opening

Now's a great time for Opening Options. Choose one—or both—to introduce today's Bible discoveries.



 "The Cleanup Song" (*Music CD track 1*)

Help kids transition by cleaning up before sitting with their Connect Crews. A Connect Crew is a smaller group of kids with one Crew Guide.

## Sing & Play

### Welcome

Hello, friends! I'm so glad you're here today. Let's sing our welcome song.

 "Hello, My Friends" (*Music CD track 2*)

Let's say hello to our Crew Guides. They're our go-to friends who are here to have fun and learn along with us.

- Kids give their Crew Guides high-fives.

### Bible Point

Today's Bible Point tells us **God hears our prayers**. Every time you hear the words "**God hears our prayers**," fold your hands together and say, "Amen!" Let's try that together.

Repetition cements learning, so be sure to say today's Bible Point A LOT. Have fun with it! Kids will love listening for it and responding, "Amen!"

Practice the Point and response several times.

We usually say "Amen" at the end of a prayer. It's a way of saying "That's true!" or "Let it be so." This little song will remind us what *Amen* means and that **God hears our prayers**. (*Amen!*)



Amen!

### Supplies

- Bible
- *Music CD*
  - "Hello, My Friends"
- *Music Video DVD*
  - "All Creatures of Our God and King" music video
  - "God Is Listening" music video
- *Buddy Video DVD*
  - Ruby Bible Memory Buddy video (Week 1)
- media player
- Ruby Bible Memory Buddy poster

Lead this song to the tune of "If You're Happy and You Know It."

**God will hear us when we pray. You know it's true.** (*cup hands to ears*)

**Amen!** (*fold hands together*)

**God will hear us when we pray. You know it's true.** (*cup hands to ears*)

**Amen!** (*fold hands together*)

**God will hear us when we pray. God hears every word we say.** (*cup hands to ears*)

**God will hear us when we pray. You know it's true.** (*cup hands to ears*)

**Amen!** (*fold hands together*)

**It makes me so happy to know that God listens to us. Let's praise God and sing a song!**



**"All Creatures of Our God and King" music video**

## Bible Memory Buddy & Verse

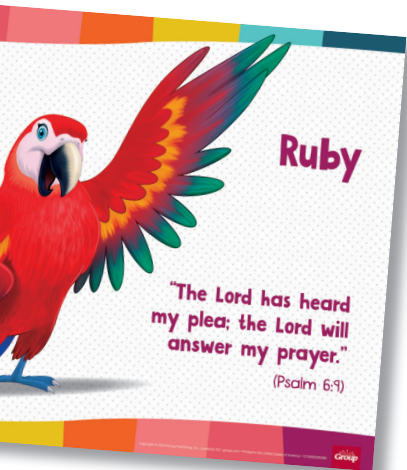
It's time to talk to our friend Buzzy Bee. Buzzy will introduce us to a Bible Memory Buddy friend. Let's call for Buzzy. Do what I do!



- Flap hands quickly like a bee.
- Make buzzing sounds.



**Ruby Bible Memory Buddy video (Week 1)**



**Our friend Ruby the macaw reminds us that God hears our prayers.** (*Amen!*)

- Show the Bible Memory Buddy poster.
- Remind everyone that macaws like Ruby have big, bright, colorful wings.
- Have everyone flap their arms as if *they're* macaws!



**Show the Bible. The Bible is God's true story of love! Our Bible Memory Verse comes from the Bible. Let's say it together. I'll say a line, and then you repeat after me.**

**"The Lord has heard my plea;** (*cup hands around ears*)  
**the Lord will answer my prayer."** (*extend arms up and look up*)  
(Psalm 6:9)

**The word *plea* means when we ask for something with all our heart—almost like saying "*Pleeease!*" Invite everyone to say "Pleeease!" together.**

**We don't have to ask loudly or beg when we talk with God. God hears our prayers.** (*Amen!*) **God is listening. Pleeease stand and sing with me!**



**"God Is Listening" music video**

# Bible Discovery

**God hears our prayers.** (*Amen!*) Hold up a Bible. **Today our Bible story is a prayer from a man who'd been a shepherd. Shepherds care for and watch over sheep. Let's think about animals or even people we care for.**

- Have everyone get comfy and sit in knee-to-knee circles with Connect Crews.
- **Who is someone or something you take care of? What do you do?** Invite Crew Guides to share first.
- Crew Guides give thumbs-up when everyone has shared.

**Just look at the sheep in our picture.** Show the Bible Story poster.


● **How is the shepherd caring for the sheep?**

In the Bible, a man named David had been a shepherd when he was a boy. So he knew all about taking care of sheep. David loved God and said God was like a kind, loving shepherd to us.

Let's pretend we're sheep being cared for by our loving God. Watch and do what I do!

- Get on hands and knees.
- "Baa" and pretend to eat grass like sheep.
- **Okay, sheep, let's be still and quiet as I read about God, our loving shepherd.**


 Read aloud Psalm 23:1-2.



## Supplies

- Bible
- "David's Prayer of Trust" Bible Story poster
- pitchers of water (1 per Crew)
- small paper cups (1 per person)
- bowl

We call helpers Crew Guides. If you lead a small class, you can be the Crew Guide. Simply gather kids in a cozy circle around you. If you have helpers, form smaller groups so each child can be known—and so kids can befriend your helpers, too!

 Read the verses from the Bible. You're showing kids that God's Word is special. And don't worry; we've kept the verses short for young attention spans.



# Keep your Sundays simple—and your kids delighted—with Simply Loved.

This Pre-K & K Leader Guide provides a step-by-step, simple-to-follow plan for Simply Loved Quarter 12 lessons. Featuring memorable, hands-on, friendship-focused activities, each lesson easily adapts to your unique Sunday school format while guiding kids on a foundational, Jesus-centered journey through God’s story of love.

## This quarter’s Bible discoveries:

Unit/Week	Unit Theme	Lesson Theme
Unit 1/Week 1	<b>Dear God...</b> God hears our prayers.	<b>David’s Prayer of Trust</b> (Psalm 23)
Unit 1/Week 2		<b>David Asks God to Forgive Him</b> (Psalm 51)
Unit 1/Week 3		<b>Hezekiah’s Prayer for Help</b> (2 Kings 18:5-8, 13-19; 19:9-20, 32-36)
Unit 1/Week 4		<b>Habakkuk Talks With God</b> (Habakkuk 1-3)

Unit/Week	Unit Theme	Lesson Theme
Unit 2/Week 1	<b>Letters From Leaders</b> God gives us joy.	<b>God Helps Church Leaders Make Decisions</b> (Acts 15:1-35; Galatians 3:24-29)
Unit 2/Week 2		<b>Faith in Jesus Brings Joy!</b> (Romans 5:1-5)
Unit 2/Week 3		<b>Paul Encourages the Philippians</b> (Acts 16:11-15; Philippians 1:1-9; 4:4-9)
Unit 2/Week 4		<b>James Writes About Joy</b> (James 1:1-18)

Unit/Week	Unit Theme	Lesson Theme
Unit 3/Week 1	<b>Hope Now and Later</b> God is faithful.	<b>God Promises to Be Faithful to His People</b> (Exodus 33:12-34:10)
Unit 3/Week 2		<b>David Celebrates God’s Love and Faithfulness</b> (Psalm 103)
Unit 3/Week 3		<b>God’s People Lament and Find Hope in God’s Faithfulness</b> (Lamentations 3:20-26)
Unit 3/Week 4		<b>Jesus Will Faithfully Return</b> (Revelation 1:4-8; 22:16-21)

 Join the Simply Loved Facebook community and learn from children’s ministry leaders just like you! [facebook.com/groups/simplylovedteacherslounge](https://facebook.com/groups/simplylovedteacherslounge)



Copyright © Group Publishing, Inc.  
1515 Cascade Ave., Loveland, CO 80538  
[group.com/SimplyLoved](http://group.com/SimplyLoved) 800.447.1070

ISBN 978-1-4707-7035-8



9 781470 770358 >

Printed in the U.S.A.



**THIS IS A SAMPLE**  
**The number of pages is limited.**

Purchase the item for the complete version.

