

LEADER GUIDE

PRE-K & K • QUARTER 3



TM

PRE-K & K

QUARTER 3



LEADER GUIDE



Loveland, Colorado
group.com/SimplyLoved

Group
Real. Bold. Love.

Group resources really work!

This Group resource incorporates our R.E.A.L. approach to ministry. It reinforces a growing friendship with Jesus, encourages long-term learning, and results in life transformation, because it's



Relational

Learner-to-learner interaction enhances learning and builds Christian friendships.

Experiential

What learners experience through discussion and action sticks with them up to 9 times longer than what they simply hear or read.

Applicable

The aim of Christian education is to equip learners to be both hearers and doers of God's Word.

Learner-based

Learners understand and retain more when the learning process takes into consideration how they learn best.



Leader Guide Pre-K & K—Quarter 3

Copyright © 2021 Group Publishing, Inc./0000 0001 0362 4853

Visit our website: group.com/SimplyLoved



All rights reserved. No part of this book may be reproduced in any manner whatsoever without prior written permission from the publisher, except where noted in the text and in the case of brief quotations embodied in critical articles and reviews. For information, visit group.com/permissions.

This creative team is simply honored to create Simply Loved for you:

Laura Baldwin-Stout, Adam Bohlmeier, Jody Brolsma, Lyndsay Gerwing, Jessica Goldsmith, Becky Helzer, Jennifer Hooks, Charity Kauffman, Mikal Keefer, Jan Kershner, Steve Kyle, Peggy Naylor, Joani Schultz, Rodney Stewart, and Jeff Storm.

Unless otherwise indicated, all Scripture quotations are taken from the *Holy Bible*, New Living Translation, copyright © 1996, 2004, 2015 by Tyndale House Foundation. Used by permission of Tyndale House Publishers, a Division of Tyndale House Ministries, Carol Stream, Illinois 60188. All rights reserved.


ISBN 978-1-4707-6390-9

Printed in the United States of America.

10 9 8 7 6 5 4 3 2 1 26 25 24 23 22 21

Contents

| | |
|---|-----|
| Welcome to Simply Loved! | 4 |
| How It Works..... | 5 |
| Our Strategic Approach..... | 7 |
| A Faith Foundation for Young Children..... | 8 |
| Classroom Transition Song Lyrics..... | 9 |
| Supply Closet Inventory..... | 10 |
| | |
| Unit 1: Israel's Wanderings and Wonderings | |
| Lesson 1: God Sends Manna and Quail From Heaven..... | 11 |
| Lesson 2: God Gives the Ten Commandments..... | 21 |
| Lesson 3: God's People Worship a Golden Calf..... | 31 |
| Lesson 4: God Tells His People How to Build the Tabernacle..... | 39 |
| | |
| Unit 2: The Promised Land | |
| Lesson 5: Caleb Trusts God Will Help..... | 47 |
| Lesson 6: Rahab Helps the Israelite Spies..... | 55 |
| Lesson 7: The Israelites Cross the Jordan River..... | 65 |
| Lesson 8: Joshua Leads God's People..... | 75 |
| | |
| Unit 3: Jesus Shows He's God's Promised Son | |
| Lesson 9: John the Baptist Tells About Jesus..... | 83 |
| Lesson 10: Jesus Is Baptized..... | 93 |
| Lesson 11: Men Bring Their Friend to Jesus for Healing..... | 103 |
| Lesson 12: Jesus Brings Lazarus Back to Life..... | 111 |



Welcome to Simply Loved!

Welcome to Simply Loved Sunday school—where you and your team simply experience God’s love and share it with kids.

“Dear friends, since God loved us that much, we surely ought to love each other. No one has ever seen God. But if we love each other, God lives in us, and his love is brought to full expression in us.”

(1 John 4:11-12)

With Simply Loved, you, your helpers (we call them Crew Guides), and your kids explore a foundational, Jesus-centered journey through God’s story of love. We believe that faith isn’t a subject to be mastered; it’s a relationship to grow! So every single component of Simply Loved sets the stage for you to more intentionally grow friendship with Jesus and each other. Keep reading to find out what that’ll look like in *your* classroom.

Join our Simply Loved Facebook community to learn from children’s ministry leaders just like you!

 [facebook.com/groups/simplylovedteacherslounge](https://www.facebook.com/groups/simplylovedteacherslounge)



How It Works

Simple Volunteer Roles



You'll need the following volunteers:

Leader: (That's you!) The one person in each teaching space who has looked over the lesson and will direct all activities. The glance-able, structured lessons in this guide allow leaders to spend more time interacting with kids and less time glued to scripts.

Crew Guide: A helper who simply shows up and participates with kids. Crew Guides don't need to be Bible experts—simply people who love Jesus and kids!

A Simple, Flexible Lesson!


Simple Prep for Leaders

Prepare your heart and pray for the kids before each lesson. Plus, check off supplies as you gather them!



Opening Options

Choose from two opening activities—both introduce the day's Bible Point. Each unit creatively uses the same supplies all four weeks. That means you'll need to gather Opening Options supplies only once a month! If you'd like, set up these Opening Options as activity stations in your room. Simply cut apart the cards you'll find in each lesson and place one at each station to guide activity and conversation. Or do one or both activities with all kids together. You choose!



Sing & Play


Gather kids to sing and discover the Bible Point. Plus, a Bible Memory Buddy connects the Bible verse to kids' everyday lives.



Bible Discovery

We've given you lots of options, but don't skip this part! It's the "meat" of the lesson where kids experience God's greatest gift in an interactive, hands-on way. There's no time to be bored as kids and Connect Crews follow the Leader through a memorable Bible experience. You'll read directly from the Bible throughout the Bible Discovery, so be sure to mark your place ahead of time and choose a kid-friendly translation to read from. We've intentionally chosen shorter passages for young attention spans.





Apply-It Options

Consider your time frame, and take your pick: a game, a snack, or a Coloring Creation page! Each option applies the Bible Point to everyday kid life, making faith relevant to even young kids.



Goodbye Circle

Wrap up your lesson with a gospel-centered Jesus connection, and remind kids that Jesus is with them wherever they go! Plus, affirm kids by name as you give each child a Bible Memory Buddy sticker at the end of each lesson.

A Simple, Flexible Format!

Age-Graded Classrooms

It's simple! You'll need one prepared leader and at least one helper (we call helpers Crew Guides) for each teaching space. We recommend having a media player handy in each space for music and each week's Bible Memory Buddy video.



Age-Graded Classrooms With a Multi-Age Opening

It's simple! Lead the Sing & Play section with all ages together. Set up a media player in your gathering area so that when you're all together, you can sing along with music videos, introduce the Bible Point, and meet the Bible Memory Buddy! Then, disperse to age-graded classrooms for Bible Discovery, Apply-It Options, and the Goodbye Circle. You'll need one prepared leader and at least one helper (we call helpers Crew Guides) for each teaching space.



One (big or small) Room With Multi-Age Kids

It's simple! You'll need one prepared leader plus at least one helper (we call helpers Crew Guides). Ideally, you'll have one Crew Guide for every five to eight kids, but it can work with your church's volunteer-to-children ratios. We recommend having a media player handy for music and each week's Bible Memory Buddy video.



Our Strategic Approach

There are “whys” behind every lesson component, and we want to share them with you! Here are the guiding principles behind the creation of Simply Loved Sunday school curriculum.

| You may have heard... | But we've found... | That's why... |
|---|--|--|
| “It's hard to recruit volunteers.” | When volunteers need less prep time, have fun, and feel like they're making a difference, they'll make serving a priority. | Simply Loved volunteer roles are important, but easy! |
| “Kids need to be entertained.” | Kids need to be noticed and loved. | Simply Loved lessons are designed to help you listen to kids and get to know them. |
| “You need a lot of supplies.” | You need only a few supplies used in creative ways. | Simply Loved incorporates minimal supplies each unit but uses them in innovative ways to introduce and apply the day's lesson. |
| “We need helpers—any warm body will do.” | Helpers don't just assist. Even though they don't need to prep, they serve an important relational purpose and make a big difference in kids' lives. | Simply Loved helpers have a name and an elevated role: they're “Crew Guides”! They participate along with the kids, play a meaningful role in lessons, and make a difference by building friendships with kids. |
| “Kids are rarely able to remember Scripture.” | Creating a visual and emotional connection to Scripture dramatically helps kids remember and understand why the Bible matters in their everyday lives. | Simply Loved incorporates kid-friendly videos featuring Bible Memory Buddies (animals God created) to help them understand Bible truths and trigger Scripture memory. And Bible Memory Buddies help discoveries stick! (wink, wink) |
| “Teachers are Bible experts.” | Teachers are channels of friendship who help children understand and experience Jesus' love. | Simply Loved uses human relationships to communicate God's love in a tangible way. Built-in conversation starters help teachers share their personal stories and their own friendship with Jesus. |
| “Covering a lot of information is intimidating.” | Reaching children is simple when you focus on one Bible Point. | Simply Loved repeats key Bible Points in different ways so truths sink deep. And it combines the repetition of a Bible Point with an auditory and physical response that will stick with kids long after your lesson ends. |
| “Success requires getting through the whole lesson.” | You'll clearly communicate the key Bible Point no matter how far you get. | With Simply Loved, a palette of Bible Point-supporting options gives you the freedom to choose what works for your kids and your time frame. So no matter how much of the lesson you complete, the Truth from God's Word shines through. |
| “Kids'll get bored if you repeat something they've heard before.” | Kids appreciate routine and repetition when it's done in a fun way. | Simply Loved's scope and sequence intentionally repeats the Bible verse and Point for four weeks. This strategically cements Bible learning no matter how often kids attend. |

A Faith Foundation for Young Children

As their leader, you get to show young children what loving Jesus looks like! And Simply Loved will help. Simply Loved incorporates these Age-Level Building Blocks to create a wonderful foundation for young children to learn to love and follow Jesus.



Young children are active! They like to move and use their whole bodies to make discoveries, so Simply Loved lessons engage young kids in a variety of active, hands-on ways.

Young children have short attention spans. Simply Loved lessons are broken down into bite-size pieces. Be sure to use the Simply Loved classroom songs to help young kids move from one thing to the next.

Young children feel so many things! Anger, frustration, love, comfort, fear. When you're sharing a Bible story, Simply Loved identifies a key emotion in the story and pauses to ask young children about a time they felt that way. Connecting to emotion cements learning and helps young children know that Jesus understands their feelings and is with them, no matter what.

Jesus often used tangible examples to make abstract learning more concrete. So Simply Loved uses everyday preschool items like blocks, backpacks, dolls, and trains!

It's young children's job to play! So Simply Loved incorporates imagination and play into Bible teaching.

Young children learn through repetition, so Simply Loved repeats, repeats, repeats. Each Simply Loved Pre-K & K lesson is centered around one easy-to-remember Bible Point that's said over and over. Repetition helps cement Bible truths into young minds and hearts to help them—not just someday, but right now!

Keep it simple. Young children need to know basic truths about God, so keep it simple! Simply Loved keeps memory verses simple and easy to understand, crafts simple so little hands can handle them, and games simple so kids can jump right in and play. We've left snacks up to you, so keep snacks simple and be mindful of allergies.

Young children thrive when they know what to expect. So Simply Loved establishes a predictable classroom routine young children can rely on.

Young children are busy explorers! Sometimes their curiosity can lead to unexpected emergencies. Be sure to supervise your little friends as they work with small objects to prevent choking hazards. And always double check for allergies before serving food. Most times, Simply Loved leaves snack choices up to you; however, if food supplies are listed, note this allergy alert to remind you to use caution when serving your young friends.

⚠️ *Allergy alert! Check for food allergies or limitations before serving.*

Classroom Transition Song Lyrics 🎵

Catchy transition music signals times of welcome, cleanup, prayer, and send-off, and these songs help kids wrap up one activity and move on to the next. These high-quality songs have been professionally produced so leaders don't need to be vocalists. But if you do want to sing along, here are the words!

The Cleanup Song

Doot, doot, doo, doo, doo.
Time to clean up.
Clean up!
Cleanup can be fun!
Oh, oh, oh, oh, oh!
Clean up!
Cleanup can be fun!
Doot, doot, doo, doo, doo.
Now our cleanup—
Is done!
Cleanup can be fun.
Oh, oh, oh, oh, oh!
Clean up!
Cleanup can be fun!

"The Cleanup Song" by Sam Mizell. © 2020 Group Publishing, Inc.
All rights reserved. No unauthorized use or duplication permitted.

Hello, My Friends

Hello, my friends. *(wave)*
Who's here today? *(shrug shoulders)*
Let's say hello and play a game! *(wave)*
C'mon, shake a hand.
High-five!
Spin around.
Now say your name!
Jesus loves you, *(hug yourself)*
Yes, it's true. *(nod yes)*
He loves you, he loves you,
He loves you, he loves you! *(point to friends)*
Jesus loves you, *(hug yourself)*
Yes, it's true. *(nod yes)*
He loves you.
He loves you, and you, and you,
and you, and you! *(point to friends)*
Hello, my friends. *(wave)*
Who's here today? *(shrug shoulders)*
Let's say hello *(wave)*
and shout hooray! *(pump fist in air)*

"Hello, My Friends" by Sam Mizell. © 2020 Group Publishing, Inc.
All rights reserved. No unauthorized use or duplication permitted.

God, You Are So Good

God, you are so good. *(extend arms up)*
We thank you for our food. *(fold hands together)*
You give me what I need. *(hold arms out)*
You take good care of me. *(hug yourself)*
Amen. *(fold hands together)*

"God, You Are So Good" by Sam Mizell. © 2020 Group Publishing, Inc.
All rights reserved. No unauthorized use or duplication permitted.

Goodbye, My Friends

Goodbye, my friends. *(wave one hand)*
It's time to go. *(wave other hand)*
It's time to make my way back home. *(march in place)*
I know Jesus loves me. *(hug yourself)*
He loves me so, oh! *(spread arms wide)*
Everywhere I go, *(march in place)*
Jesus loves me. *(hug yourself)*
Everywhere I go, *(march in place)*
He's thinking of me. *(point to head)*
Everywhere I go, *(march in place)*
Jesus loves me. *(hug yourself)*
Everywhere I go. *(march in place)*
Goodbye, my friends. *(wave)*

"Goodbye, My Friends" by Sam Mizell. © 2020 Group Publishing, Inc.
All rights reserved. No unauthorized use or duplication permitted.



Supply Closet Inventory

Pre-K & K—Quarter 3

Have these items handy for some hands-on fun this quarter!



Program Essentials

- Bible
- Music CD*
- Buddy Video DVD*
- Music Video DVD*
- Bible Story posters*
- Bible Memory Buddy posters*
- Bible Memory Buddy stickers*
- Coloring Creation pages*
- media player

Art Supplies

- crayons, including multicultural crayons
- glue sticks
- child-safe scissors
- paper
- construction paper
- gray construction paper
- pompoms
- red yarn
- brown or tan tissue paper
- yellow glitter
- gold glitter glue
- smiley faces (stickers or stamps with ink)
- watercolor paint and brushes
- clear tape
- masking tape
- small paper scraps
- small pieces of yellow paper

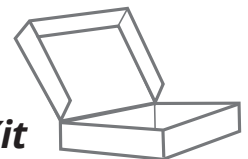
Toys & Goodies

- play dough
- snack (you choose!)
- blocks
- felt
- bubble solution and bubble wands
- purple balloons
- parachute or large bedsheet
- balls

Odds & Ends

- napkins
- hand cleanser
- wet wipes
- tissues
- 2- or 3-ounce paper cups
- warm water
- large bowl or container
- dish soap
- spray bottle with water
- blue plastic tablecloth
- flashlight or smartphone
- pebbles
- crepe paper streamers
- red crepe paper streamers
- baskets
- aluminum foil

* in your **Simply Loved Kit**



God Sends Manna and Quail From Heaven

Bible Point

God guides us.

Purpose

A family member forgot to buy more coffee. Grumble. Your car has ice on the windshield and you're in a hurry. Grumble, grumble. And that thing you've been praying for? Well, it's still a thing. Grumble, grumble, grumble.

Grumbling comes so naturally, doesn't it? At the heart of a grumble is an attitude that says "I come first" or "How dare you inconvenience me!" And the solution to a grumble? Perhaps it's a little more humble and a lot more trust. Trust that the God who has provided before will come through again. We can trust that where God guides, he'll provide—with or without coffee.

Young kids need grown-ups to guide them through each part of their day. From what to eat for breakfast to whether or not to wear a coat, they need guidance and direction. This lesson will show them that God guides, and his guidance is perfect because he knows exactly what we need.



Prayer

Dear God, thank you for all the times you've guided and provided for me. (Pause and think of a few specific times.) Please guide my words and my actions as I lead your children today. In Jesus' name, amen.

Prep

| Opening Options | Sing & Play | Bible Discovery & Goodbye Circle | Apply-It Options |
|--|---|---|---|
| <ul style="list-style-type: none"> <input type="checkbox"/> Option Cards* <input type="checkbox"/> <i>Bubble-fall</i>: bubble solution and bubble wands <input type="checkbox"/> <i>Road Blocks</i>: blocks | <ul style="list-style-type: none"> <input type="checkbox"/> <i>Music CD</i>* <input type="checkbox"/> <i>Music Video DVD</i>* <input type="checkbox"/> <i>Buddy Video DVD</i>* <input type="checkbox"/> Radar Bible Memory Buddy poster* <input type="checkbox"/> media player <input type="checkbox"/> Bible (bookmark Proverbs 3:5-6) | <ul style="list-style-type: none"> <input type="checkbox"/> "God Sends Manna and Quail From Heaven" Bible Story poster* <input type="checkbox"/> <i>Music CD</i>* <input type="checkbox"/> Radar Bible Memory Buddy stickers* (1 per child) <input type="checkbox"/> media player <input type="checkbox"/> Bible (bookmark Exodus 16:2, 4-5, 20) <input type="checkbox"/> small scraps of paper | <ul style="list-style-type: none"> <input type="checkbox"/> <i>Game</i>: masking tape <input type="checkbox"/> <i>Food-n-Friendship</i>: snack, napkins, hand cleanser, <i>Music CD</i>*, media player <input type="checkbox"/> <i>Coloring Creation</i>: "God Sends Manna and Quail From Heaven" Coloring Creation pages* (1 per child), crayons, small paper scraps, glue sticks, <i>Music CD</i>*, media player |

* in your *Simply Loved Kit*

Opening Options

Set up one—or both—of these intro activities to start your time together. Each activity connects kids to the Bible Point and to each other. Cut apart these Option Cards, and place one by each activity you choose. Crew Guides will follow the directions and build friendships with kids as they make discoveries together.



Bubble-fall

Supplies

bubble solution and bubble wands

Blow bubbles onto the ground, and watch to see if they pop right away.

? Tell about a time you had a picnic outside.

Our bubbles fell onto the ground. And in our Bible story, food fell to the ground! God told his friends when and how to collect food that fell from the sky! **God guides us.**



Road Blocks

Supplies

blocks

Build a road out of blocks, then walk along the road.

? Tell about a time you walked or rode a bike on a path. Where did it take you? Who was with you?

God guides us. We can trust that God is with us no matter where a path may take us.

Opening

Now's a great time for Opening Options. Choose one—or both—to introduce today's Bible discoveries.



 "The Cleanup Song" (*Music CD track 1*)

Help kids transition by cleaning up before sitting with their Connect Crews. A Connect Crew is a smaller group of kids with one Crew Guide.

Sing & Play

Welcome

Hi! I'm so glad you all are here today. Let's sing our welcome song.

 "Hello, My Friends" (*Music CD track 2*)

Let's say hello to our Crew Guides. They're our go-to friends who are here to have fun and learn along with us.

- Kids give their Crew Guides an elbow bump.

Bible Point

God guides us. That's our Bible Point today. Every time you hear the words "God guides us," point up (demonstrate) and say, "Follow God!" Let's try that together.

Let's get moving! Will you march in place with me? Pause as kids march. Great! Now do what I do.

God loves you, and God loves me. (*point to others, then to self*)
He watches over us, you see. (*shield eyes with hand and look down*)
God guides us. (*point up and say, "Follow God!"*)

Repeat several times.

Repetition cements learning, so be sure to say today's Bible Point A LOT. Have fun with it! Kids will love listening for it and responding with "Follow God!"



Supplies

- Bible
- Music CD
 - "Hello, My Friends"
- Music Video DVD
 - "I'm Trusting You" music video
 - "Guide Me, O Thou Great Jehovah" music video
- Buddy Video DVD
 - Radar Bible Memory Buddy video (Week 1)
- media player
- Radar Bible Memory Buddy poster



Follow God!

I'm so glad **God guides us.** (*Follow God!*) We can trust God, no matter what. Let's sing a song about that.

 "I'm Trusting You" music video

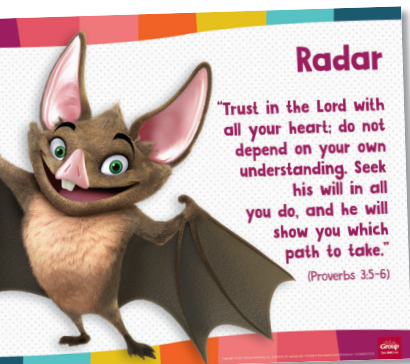
Bible Memory Buddy & Verse



It's time to talk to our friend Buzzy Bee. Buzzy will introduce us to a Bible Memory Buddy friend. Let's call for Buzzy. Do what I do!

- Flap hands quickly like a bee.
- Make buzzing sounds.

 Radar Bible Memory Buddy video (Week 1)



Radar's wings help him fly, and God helps us. **God guides us!** (*Follow God!*)

- Show the Bible Memory Buddy poster.
- Have everyone hold out their arms like wings and pretend to fly like a bat.

 Show the Bible. **The Bible is God's true story of love! Our Bible Memory Verse comes from the Bible. Let's say it together. I'll say a line, and then you repeat after me.**

"Trust in the Lord with all your heart; (*hold hands over heart*)
do not depend on your own understanding. (*point at head*)
Seek his will in all you do, (*point up*)
and he will show you which path to take." (*move both arms forward and out*)
(Proverbs 3:5-6)

God guides us. (*Follow God!*) **Another name for God is Jehovah.** Invite kids to say "Jehovah" a few times with you. **Let's sing another song and ask Jehovah—our God—to guide us!**

 "Guide Me, O Thou Great Jehovah" music video

This verse may be a little long for your youngest friends. If you have mostly young kids, simply focus on the beginning of the verse.

Bible Discovery

Hold up a Bible. **Today our Bible story tells how God gave his people food to eat. He told them just how to get the food. God guided them, and God guides us, too.** (*Follow God!*)

- Get comfy and sit in knee-to-knee circles with Connect Crews.
- **? What's your favorite food? Why do you like it?** Invite Crew Guides to share first.
- Crew Guides give thumbs-up when everyone has shared.

God was guiding his people, the Israelites, to a new home. But it would take some time to get there. Let's pretend we're traveling to a new place like the Israelites did.

- Have everyone stand up and march in place.

The Israelites traveled through the wilderness. A *wilderness* is a place where no one lives. There's just land and plants and animals.

In the wilderness, there are no houses. The Israelites had to stay in tents.

- Have everyone sit down and put their hands over their heads like a tent.

In the wilderness, there are no restaurants or grocery stores! The Israelites had to trust God to give them the food they needed.

- Have everyone fold their hands to pray, and pray a simple, familiar mealtime prayer, such as "God is great, God is good, and we thank him for our food."

God guided the Israelites when they were in the wilderness, just like God guides us. (*Follow God!*)

But after a while, the Israelites got kind of grouchy. Show me how you look when you're grouchy. Make a grouchy face, and cross your arms defiantly.

The Israelites must have been tired of being in the wilderness all by themselves without houses and without lots of food. And when people get grouchy, they start grumbling and complaining.

- Just for fun, lead everyone in grumbling: "Grumble, mumble, grumble."


You might grumble to your mom or dad or someone else in your family. Let's read who the Israelites grumbled to.

 Read aloud Exodus 16:2.

Supplies

- Bible
- "God Sends Manna and Quail From Heaven" Bible Story poster
- small scraps of paper

We call helpers Crew Guides. If you lead a small class, you can be the Crew Guide. Simply gather kids in a cozy circle around you. If you have helpers, form smaller groups so each child can be known—and so kids can befriend your helpers, too!

 Read the verse from the Bible. You're showing kids that God's Word is special. And don't worry; we've kept the verses short for young attention spans.

Keep your Sundays simple—and your kids delighted—with Simply Loved.

This Pre-K & K Leader Guide provides a step-by-step, simple-to-follow plan for Simply Loved Quarter 3 lessons. Featuring memorable, hands-on, friendship-focused activities, each lesson easily adapts to your unique Sunday school format while guiding kids on a foundational, Jesus-centered journey through God’s story of love.

This quarter’s Bible discoveries:

| Unit/Week | Unit Theme | Lesson Theme |
|---------------|---|--|
| Unit 1/Week 1 | Israel’s Wanderings and Wonderings | God Sends Manna and Quail From Heaven (Exodus 16) |
| Unit 1/Week 2 | | God Gives the Ten Commandments (Exodus 20:1-17) |
| Unit 1/Week 3 | | God’s People Worship a Golden Calf (Exodus 32) |
| Unit 1/Week 4 | | God Tells His People How to Build the Tabernacle (Exodus 35:10–36:1-38) |

| Unit/Week | Unit Theme | Lesson Theme |
|---------------|--------------------------|---|
| Unit 2/Week 1 | The Promised Land | Caleb Trusts God Will Help (Numbers 13–14:25) |
| Unit 2/Week 2 | | Rahab Helps the Israelite Spies (Joshua 2) |
| Unit 2/Week 3 | | The Israelites Cross the Jordan River (Joshua 3–4) |
| Unit 2/Week 4 | | Joshua Leads God’s People (Joshua 1:1-11; 5:13–6:27) |

| Unit/Week | Unit Theme | Lesson Theme |
|---------------|--|---|
| Unit 3/Week 1 | Jesus Shows He’s God’s Promised Son | John the Baptist Tells About Jesus (John 1:1-28) |
| Unit 3/Week 2 | | Jesus Is Baptized (Matthew 3:1-17) |
| Unit 3/Week 3 | | Men Bring Their Friend to Jesus for Healing (Luke 5:17-25) |
| Unit 3/Week 4 | | Jesus Brings Lazarus Back to Life (John 11:1-44) |

 Join the Simply Loved Facebook community and learn from children’s ministry leaders just like you! [facebook.com/groups/simplylovedteacherslounge](https://www.facebook.com/groups/simplylovedteacherslounge)



Copyright © Group Publishing, Inc.
1515 Cascade Ave., Loveland, CO 80538
group.com/SimplyLoved 800.447.1070

ISBN 978-1-4707-6390-9



9 781470 763909

Printed in the U.S.A.



THIS IS A SAMPLE
The number of pages is limited.

Purchase the item for the complete version.

