

LEADER GUIDE

PRE-K & K • QUARTER 1



PRE-K & K

QUARTER 1



LEADER GUIDE





Group resources really work!

This Group resource incorporates our R.E.A.L. approach to ministry. It reinforces a growing friendship with Jesus, encourages long-term learning, and results in life transformation, because it's:

Relational

Person-to-person interaction enhances spiritual growth and builds Christian friendships.

Experiential

What we experience through action and discussion sticks with us up to 9 times longer than what we simply hear or read.

Applicable

The aim of ministry is to equip people to be both hearers and doers of God's Word.

Lifelong

Experiences transform the heart, moving faith beyond the walls of church and into everyday life for years to come.



Leader Guide Pre-K & K—Quarter 9

Copyright © 2022, 2024 Group Publishing, Inc./0000 0001 0362 4853

Visit our website: group.com/SimplyLoved



All rights reserved. No part of this book may be reproduced in any manner whatsoever without prior written permission from the publisher, except where noted in the text and in the case of brief quotations embodied in critical articles and reviews. For information, visit group.com/permissions.

This creative team is simply honored to create Simply Loved for you:

Laura Baldwin-Stout, Jody Brolsma, Lyndsay Gerwing, Charity Kauffman, Steve Kyle, Peggy Naylor, Joani Schultz, Rodney Stewart, Jeff Storm, Ali Thompson, and Kate Warnock.

Scripture quotations are taken from the *Holy Bible*, New Living Translation, copyright © 1996, 2004, 2015 by Tyndale House Foundation. Used by permission of Tyndale House Publishers, a Division of Tyndale House Ministries, Carol Stream, Illinois 60188. All rights reserved.

ISBN 978-1-4707-7835-4

Printed in the United States of America.

10 9 8 7 6 5 4 3 2 1 27 26 25 24 23 22

Contents

Welcome to Simply Loved!	4
How It Works	5
Our Strategic Approach	7
A Faith Foundation for Young Children	8
Classroom Transition Song Lyrics	9
Supply Closet Inventory	10

Unit 1: Jesus Teaches Through Parables

Lesson 1: Jesus Teaches About Following Him	11
Lesson 2: Jesus Explains How People Receive the Good News	21
Lesson 3: Jesus Teaches About Conflict	31
Lesson 4: Jesus Talks About God's Grace	41

Unit 2: Jesus' Miracles

Lesson 5: Jesus Miraculously Helps at a Wedding	51
Lesson 6: Jesus Heals a Man With Leprosy	61
Lesson 7: Peter Walks on Water	69
Lesson 8: Jesus Helps Peter Do Miraculous Things	79

Unit 3: Remember That?!

Lesson 9: Moses and Miriam's Song of Rescue	89
Lesson 10: The Israelites Celebrate and Remember	99
Lesson 11: Moses Instructs Israelite Families	109
Lesson 12: David and the Israelites Praise God	119



Welcome to Simply Loved!

Welcome to Simply Loved Sunday school—where you and your team simply experience God's love and share it with kids.

"Dear friends, since God loved us that much, we surely ought to love each other. No one has ever seen God. But if we love each other, God lives in us, and his love is brought to full expression in us."

(1 John 4:11-12)

With Simply Loved, you, your helpers (we call them Crew Guides), and your kids explore a foundational, Jesus-centered journey through God's story of love. We believe that faith isn't a subject to be mastered; it's a relationship to grow! So every single component of Simply Loved sets the stage for you to more intentionally grow friendship with Jesus and each other. Keep reading to find out what that'll look like in *your* classroom.

Join our Simply Loved Facebook community to learn from children's ministry leaders just like you!

 facebook.com/groups/simplylovedteacherslounge



How It Works

Simple Volunteer Roles

You'll need the following volunteers:

Leader: (That's you!) The one person in each teaching space who has looked over the lesson and will direct all activities. The glance-able, structured lessons in this guide allow leaders to spend more time interacting with kids and less time glued to scripts.

Crew Guide: A helper who simply shows up and participates with kids. Crew Guides don't need to be Bible experts—simply people who love Jesus and kids!

A Simple, Flexible Lesson!


Simple Prep for Leaders

Prepare your heart and pray for the kids before each lesson. Plus, check off supplies as you gather them!



Opening Options

Choose from two opening activities—both introduce the day's Bible Point. Each unit creatively uses the same supplies all four weeks. That means you'll need to gather Opening Options supplies only once a month! If you'd like, set up these Opening Options as activity stations in your room. Simply cut apart the cards you'll find in each lesson and place one at each station to guide activity and conversation. Or do one or both activities with all kids together. You choose!



Sing & Play


Gather kids to sing and discover the Bible Point. Plus, a Bible Memory Buddy connects the Bible verse to kids' everyday lives.



Bible Discovery

We've given you lots of options, but don't skip this part! It's the "meat" of the lesson where kids experience God's greatest gift in an interactive, hands-on way. There's no time to be bored as kids and Connect Crews follow the Leader through a memorable Bible experience. You'll read directly from the Bible throughout the Bible Discovery, so be sure to mark your place ahead of time and choose a kid-friendly translation to read from. We've intentionally chosen shorter passages for young attention spans.





Apply-It Options

Consider your time frame, and take your pick: a game, a snack, or a Coloring Creation page! Each option applies the Bible Point to everyday kid life, making faith relevant to even young kids.



Goodbye Circle

Wrap up your lesson with a gospel-centered Jesus connection, and remind kids that Jesus is with them wherever they go! Plus, affirm kids by name as you give each child a Bible Memory Buddy sticker at the end of each lesson.

A Simple, Flexible Format!

Age-Graded Classrooms

It's simple! You'll need one prepared leader and at least one helper (we call helpers Crew Guides) for each teaching space. We recommend having a media player handy in each space for music and each week's Bible Memory Buddy video.



Age-Graded Classrooms With a Multi-Age Opening

It's simple! Lead the Sing & Play section with all ages together. Set up a media player in your gathering area so that when you're all together, you can sing along with music videos, introduce the Bible Point, and meet the Bible Memory Buddy! Then, disperse to age-graded classrooms for Bible Discovery, Apply-It Options, and the Goodbye Circle. You'll need one prepared leader and at least one helper (we call helpers Crew Guides) for each teaching space.



One (big or small) Room With Multi-Age Kids

It's simple! You'll need one prepared leader plus at least one helper (we call helpers Crew Guides). Ideally, you'll have one Crew Guide for every five to eight kids, but it can work with your church's volunteer-to-children ratios. We recommend having a media player handy for music and each week's Bible Memory Buddy video.



Our Strategic Approach

There are “whys” behind every lesson component, and we want to share them with you! Here are the guiding principles behind the creation of Simply Loved Sunday school curriculum.

You may have heard...	But we’ve found...	That’s why...
“It’s hard to recruit volunteers.”	When volunteers need less prep time, have fun, and feel like they’re making a difference, they’ll make serving a priority.	Simply Loved volunteer roles are important, but easy!
“Kids need to be entertained.”	Kids need to be noticed and loved.	Simply Loved lessons are designed to help you listen to kids and get to know them.
“You need a lot of supplies.”	You need only a few supplies used in creative ways.	Simply Loved incorporates minimal supplies each unit but uses them in innovative ways to introduce and apply the day’s lesson.
“We need helpers—any warm body will do.”	Helpers don’t just assist. Even though they don’t need to prep, they serve an important relational purpose and make a big difference in kids’ lives.	Simply Loved helpers have a name and an elevated role: they’re “Crew Guides”! They participate along with the kids, play a meaningful role in lessons, and make a difference by building friendships with kids.
“Kids are rarely able to remember Scripture.”	Creating a visual and emotional connection to Scripture dramatically helps kids remember and understand why the Bible matters in their everyday lives.	Simply Loved incorporates kid-friendly videos featuring Bible Memory Buddies (animals God created) to help them understand Bible truths and trigger Scripture memory. And Bible Memory Buddies help discoveries stick! (wink, wink)
“Teachers are Bible experts.”	Teachers are channels of friendship who help children understand and experience Jesus’ love.	Simply Loved uses human relationships to communicate God’s love in a tangible way. Built-in conversation starters help teachers share their personal stories and their own friendship with Jesus.
“Covering a lot of information is intimidating.”	Reaching children is simple when you focus on one Bible Point.	Simply Loved repeats key Bible Points in different ways so truths sink deep. And it combines the repetition of a Bible Point with an auditory and physical response that will stick with kids long after your lesson ends.
“Success requires getting through the whole lesson.”	You’ll clearly communicate the key Bible Point no matter how far you get.	With Simply Loved, a palette of Bible Point-supporting options gives you the freedom to choose what works for your kids and your time frame. So no matter how much of the lesson you complete, the Truth from God’s Word shines through.
“Kids’ll get bored if you repeat something they’ve heard before.”	Kids appreciate routine and repetition when it’s done in a fun way.	Simply Loved’s scope and sequence intentionally repeats the Bible verse and Point for four weeks. This strategically cements Bible learning no matter how often kids attend.

A Faith Foundation for Young Children

As their leader, you get to show young children what loving Jesus looks like! And Simply Loved will help. Simply Loved incorporates these Age-Level Building Blocks to create a wonderful foundation for young children to learn to love and follow Jesus.



Young children are active! They like to move and use their whole bodies to make discoveries, so Simply Loved lessons engage young kids in a variety of active, hands-on ways.

Young children have short attention spans. Simply Loved lessons are broken down into bite-size pieces. Be sure to use the Simply Loved classroom songs to help young kids move from one thing to the next.

Young children feel so many things! Anger, frustration, love, comfort, fear. When you're sharing a Bible story, Simply Loved identifies a key emotion in the story and pauses to ask young children about a time they felt that way. Connecting to emotion cements learning and helps young children know that Jesus understands their feelings and is with them, no matter what.

Jesus often used tangible examples to make abstract learning more concrete. So Simply Loved uses everyday preschool items like blocks, backpacks, dolls, and trains!

It's young children's job to play! So Simply Loved incorporates imagination and play into Bible teaching.

Young children learn through repetition, so Simply Loved repeats, repeats, repeats. Each Simply Loved Pre-K & K lesson is centered around one easy-to-remember Bible Point that's said over and over. Repetition helps cement Bible truths into young minds and hearts to help them—not just someday, but right now!

Keep it simple. Young children need to know basic truths about God, so keep it simple! Simply Loved keeps memory verses simple and easy to understand, crafts simple so little hands can handle them, and games simple so kids can jump right in and play. We've left snacks up to you, so keep snacks simple and be mindful of allergies.

Young children thrive when they know what to expect. So Simply Loved establishes a predictable classroom routine young children can rely on.

Young children are busy explorers! Sometimes their curiosity can lead to unexpected emergencies. Be sure to supervise your little friends as they work with small objects to prevent choking hazards. And always double check for allergies before serving food. Most times, Simply Loved leaves snack choices up to you; however, if food supplies are listed, note this allergy alert to remind you to use caution when serving your young friends.

⚠ *Allergy alert! Check for food allergies or limitations before serving.*

Classroom Transition Song Lyrics 🎵

Catchy transition music signals times of welcome, cleanup, prayer, and send-off, and these songs help kids wrap up one activity and move on to the next. These high-quality songs have been professionally produced so leaders don't need to be vocalists. But if you do want to sing along, here are the words!

The Cleanup Song

Doot, doot, doo, doo, doo.
Time to clean up.
Clean up!
Cleanup can be fun!
Oh, oh, oh, oh, oh!
Clean up!
Cleanup can be fun!
Doot, doot, doo, doo, doo.
Now our cleanup—
Is done!
Cleanup can be fun.
Oh, oh, oh, oh, oh!
Clean up!
Cleanup can be fun!

"The Cleanup Song" by Sam Mizell. © 2020 Group Publishing, Inc.
All rights reserved. No unauthorized use or duplication permitted.

Hello, My Friends

Hello, my friends. *(wave)*
Who's here today? *(shrug shoulders)*
Let's say hello and play a game! *(wave)*
C'mon, shake a hand.
High-five!
Spin around.
Now say your name!
Jesus loves you, *(hug yourself)*
Yes, it's true. *(nod yes)*
He loves you, he loves you,
He loves you, he loves you! *(point to friends)*
Jesus loves you, *(hug yourself)*
Yes, it's true. *(nod yes)*
He loves you.
He loves you, and you, and you,
and you, and you! *(point to friends)*
Hello, my friends. *(wave)*
Who's here today? *(shrug shoulders)*
Let's say hello *(wave)*
and shout hooray! *(pump fist in air)*

"Hello, My Friends" by Sam Mizell. © 2020 Group Publishing, Inc.
All rights reserved. No unauthorized use or duplication permitted.

God, You Are So Good

God, you are so good. *(extend arms up)*
We thank you for our food. *(fold hands together)*
You give me what I need. *(hold arms out)*
You take good care of me. *(hug yourself)*
Amen. *(fold hands together)*

"God, You Are So Good" by Sam Mizell. © 2020 Group Publishing, Inc.
All rights reserved. No unauthorized use or duplication permitted.

Goodbye, My Friends

Goodbye, my friends. *(wave one hand)*
It's time to go. *(wave other hand)*
It's time to make my way back home. *(march in place)*
I know Jesus loves me. *(hug yourself)*
He loves me so, oh! *(spread arms wide)*
Everywhere I go, *(march in place)*
Jesus loves me. *(hug yourself)*
Everywhere I go, *(march in place)*
He's thinking of me. *(point to head)*
Everywhere I go, *(march in place)*
Jesus loves me. *(hug yourself)*
Everywhere I go. *(march in place)*
Goodbye, my friends. *(wave)*

"Goodbye, My Friends" by Sam Mizell. © 2020 Group Publishing, Inc.
All rights reserved. No unauthorized use or duplication permitted.



Supply Closet Inventory

Pre-K & K—Quarter 9

Have these items handy for some hands-on fun this quarter!

Program Essentials

- ☐ Bibles
- ☐ *Music* CD*
- ☐ *Buddy Video* DVD*
- ☐ *Music Video* DVD*
- ☐ Bible Story posters*
- ☐ Bible Memory Buddy posters*
- ☐ Bible Memory Buddy stickers*
- ☐ Coloring Creation pages*
- ☐ media player

Art Supplies

- ☐ child-safe scissors
- ☐ clear tape
- ☐ colored chalk
- ☐ colored paper
- ☐ crayons, including multicultural crayons
- ☐ glitter
- ☐ glue sticks
- ☐ index cards
- ☐ large paper hearts
- ☐ paintbrushes
- ☐ pompoms
- ☐ scissors
- ☐ stickers (dots, hearts, flowers, fruit, and smiley faces)
- ☐ sticky notes
- ☐ tissue paper, including blue
- ☐ washable ink pads
- ☐ washable markers
- ☐ watercolor paints

Toys & Goodies

- ☐ bubble solution and wands
- ☐ classroom toys
- ☐ jump-ropes
- ☐ oat ring cereal
- ☐ parachute or large bedsheet
- ☐ pool noodles
- ☐ snacks
- ☐ toy cars, trucks, and tractors

Odds & Ends

- ☐ aluminum foil
- ☐ artificial plants
- ☐ blankets
- ☐ clothespins
- ☐ dry-erase markers
- ☐ duct tape
- ☐ hand cleanser
- ☐ large plastic cups
- ☐ napkins
- ☐ permanent markers, including red
- ☐ pitchers
- ☐ resealable bag
- ☐ small buckets
- ☐ small fabric pieces
- ☐ small paper cups
- ☐ spray bottle with water
- ☐ tissues
- ☐ wet wipes
- ☐ whiteboard



* in your **Simply Loved Kit**



Jesus Teaches About Following Him

Jesus Teaches
Through Parables
Matthew 7:15-29

Bible Point

Jesus knows what's best for us.

Purpose

Who's a "rock" in your life? What makes that person such a place of safety and security? Cherished friends or family members offer safe, solid footing when life is unstable. These anchors give you a firm place to land—no matter what!

Jesus offers the rock-solid foundation of his wisdom and love. In life's storms, Jesus' truth stands firm. Perhaps that's why he taught about the importance of not only *hearing* his words but also putting them into practice. Even when stormy times come, a life built on friendship with Jesus is immovable.

Little ones need stability and security, too. It's likely *you* may be *their* rock! Today guide them to discover that their lives can be safely cemented in the bedrock of their friendship with Jesus.



Prayer

Dear God, life is stormy sometimes. I'm battered by winds of worry. Fear falls like rain. Thank you that *your* love and wisdom give a firm place for me to stand. Thank you for holding me up and keeping me strong. In Jesus' name, amen.

Prep

Opening Options	Sing & Play	Bible Discovery & Goodbye Circle	Apply-It Options
<input type="checkbox"/> Option Cards* <input type="checkbox"/> <i>Vehicle Voting</i> : toy cars, trucks, and tractors <input type="checkbox"/> <i>Colorful Collapsing Cards</i> : index cards, washable markers, clear tape	<input type="checkbox"/> <i>Music</i> CD* <input type="checkbox"/> <i>Music Video</i> DVD* <input type="checkbox"/> <i>Buddy Video</i> DVD* <input type="checkbox"/> Chewy Bible Memory Buddy poster* <input type="checkbox"/> media player <input type="checkbox"/> Bible (bookmark Matthew 7:24)	<input type="checkbox"/> "Jesus Teaches About Following Him" Bible Story poster* <input type="checkbox"/> <i>Music</i> CD* <input type="checkbox"/> Chewy Bible Memory Buddy stickers* (1 per child) <input type="checkbox"/> media player <input type="checkbox"/> Bible (bookmark Matthew 7:24-27) <input type="checkbox"/> spray bottle with water	<input type="checkbox"/> <i>Game</i> : no supplies <input type="checkbox"/> <i>Food-n-Friendship</i> : snack, napkins, hand cleanser, <i>Music</i> CD*, media player <input type="checkbox"/> <i>Coloring Creation</i> : "Jesus Teaches About Following Him" Coloring Creation pages* (1 per child), crayons, watercolor paints, paintbrushes, small cups of water, <i>Music</i> CD*, media player

* in your **Simply Loved Kit**



Opening Options

Set up one—or both—of these intro activities to start your time together. Each activity connects kids to the Bible Point and to each other. Cut apart these Option Cards, and place one by each activity you choose. Crew Guides will follow the directions and build friendships with kids as they make discoveries together.



Vehicle Voting

Supplies: toy cars, trucks, and tractors

Choose which vehicle would be best for these things:

- ?** Which would be best for helping with a fire? Which would be best for driving in a race? Which would be best for working on a farm?

Add your own questions based on the toys available. Drive the toy around as you talk about why it would be the best one for that job. Talk about why certain vehicles would *not* be best for some jobs, too!

We're not cars or trucks, but there are things that are best for *us* to do, too! Sometimes we need help knowing what's best to do...or not to do. Today we'll see why it's best to follow Jesus because **Jesus knows what's best for us.**

Colorful Collapsing Cards

Supplies: index cards, washable markers, clear tape

Decorate index cards with lots of fun colors. Fold some cards in half. Stack the colorful cards into a tower. How high can it go? Blow on the tower and watch it tumble down! Build the tower again, but this time use tape to make it stronger.

- ?** What things make a building super strong?

Today we'll hear a story Jesus told. He talked about making a strong house. Jesus told the story to help people know how to have the best, strongest *life*. It's good to follow Jesus' directions because **Jesus knows what's best for us.**

Opening

Now's a great time for Opening Options. Choose one—or both—to introduce today's Bible discoveries.



"The Cleanup Song" (*Music CD track 1*)

Help kids transition by cleaning up before sitting with their Connect Crews. A Connect Crew is a smaller group of kids with one Crew Guide.



Sing & Play

Welcome

Hello, friends! I'm so glad you're here today. I just know we'll have the *best* time together. Let's start by singing our welcome song.



"Hello, My Friends" (*Music CD track 2*)

Let's say hello to our Crew Guides. They're our go-to friends who are here to have fun and learn along with us.

- Kids give their Crew Guides high-tens.

Bible Point

Today's Bible Point tells us **Jesus knows what's best for us**. When someone knows what's best for us, it means that person cares and wants good things for us. And guess what! Our friend **Jesus knows what's best for us**.

Every time you hear the words **"Jesus knows what's best for us,"** point forward with one hand and say, **"Follow him!"** Let's try that together. Repeat the Point and response a few times.

Let's find out how **Jesus knows what's best for us!** (*Follow him!*) Watch and do what I do!

Lead everyone in the following song to the tune of "The Mulberry Bush."

Jesus knows what's best for you, (*point to a friend*)
Best for you, best for you! (*point to a friend*)
Jesus knows what's best for you, (*point to a friend*)
So let's follow him! (*point forward*)

Repeat several times.

Repetition cements learning, so be sure to say today's Bible Point A LOT. Have fun with it! Kids will love listening for it and responding, **"Follow him!"**

Supplies

- Bible
- *Music CD*
 - "Hello, My Friends"
- *Music Video DVD*
 - "I'm All In" music video
 - "Shine His Light" music video
- *Buddy Video DVD*
 - Chewy Bible Memory Buddy video (Week 1)
- media player
- Chewy Bible Memory Buddy poster



Follow him!

Jesus is such a good leader to follow. Let's tell Jesus we want to love and follow him with a song!



"I'm All In" music video



Bible Memory Buddy & Verse

It's time to talk to our friend Buzzly Bee. Buzzly will introduce us to a Bible Memory Buddy friend. Let's call for Buzzly. Do what I do!

- Flap hands quickly like a bee.
- Make buzzing sounds.



Chewy Bible Memory Buddy video (Week 1)

Chewy the beaver reminds us that **Jesus knows what's best for us.**

(Follow him!)

- Show the Bible Memory Buddy poster.
- Remind everyone that beavers build cool homes right in the middle of water!
- Have everyone "hammer" their fists, as if they're building a cool home.



Show the Bible. **The Bible is God's true story of love! Our Bible Memory Verse comes from the Bible. Let's say it together. I'll say a line, and then you repeat after me.**

"Anyone who listens to my teaching (*cup hand behind ear*)

and follows it (*march in place*)

is wise, (*touch head with index finger*)

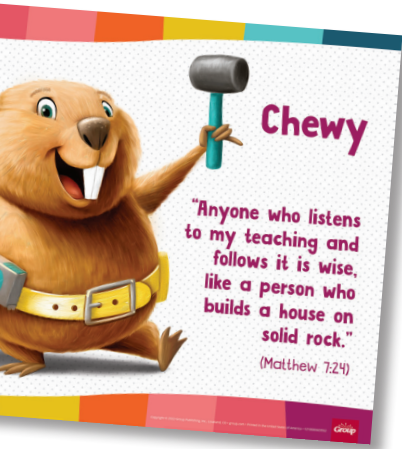
like a person who builds a house (*alternate fists on top of each other as if building*)
on solid rock." (*firmly place fist on top of the other*)

(Matthew 7:24)

The word *wise* sort of means being smart and knowing what's best to do. Hey, **Jesus knows what's best for us!** (*Follow him!*) We can trust Jesus to wisely take care of us, no matter what. Let's sing a song to celebrate! We'll shine Jesus' light!



"Shine His Light" music video



Bible Discovery

Hold up a Bible. **Today we'll look at a time in the Bible when Jesus told a story. Stories are fun, aren't they?**

- Have everyone get comfy and sit in knee-to-knee circles with Connect Crews.
- ❓ **What's your favorite story or book?** Invite Crew Guides to share first.
- Crew Guides give thumbs-up when everyone has shared.

Lots of stories are just for fun. But sometimes a story can teach us or help us understand something. Jesus told stories to help people know more about God's love. Jesus also told stories to help people live like his good friends.

Jesus had been teaching people all kinds of good things about God. Then he told *this* story. Listen!



Read aloud Matthew 7:24.

Jesus said that following him was like building a house on a rock. Let's be houses built on a big, strong rock. Jump up and join me!

- Stand up and put your fingertips together over your head, like a roof.
- Have kids pretend their feet are "cemented" into a strong rock and can't move.
- ❓ **Hmmm. I wonder how strong your houses are.**
- Walk around and gently push on a few kids' arms.

Jesus knows what's best for us! (*Follow him!*) **When we follow Jesus, our lives are like houses that won't fall down. Keep being a strong house while you listen to what else Jesus said.**



Read aloud Matthew 7:25.

You *seem* like pretty strong houses! But what if a storm came along? Can you still stand strong?

- Encourage kids to keep standing strong.
- Spray water over kids' heads, misting them a little.

Hooray! Jesus knows what's best for us! (*Follow him!*) **You're like strong, sturdy houses because you follow Jesus. Let's celebrate that.**

- Have everyone join hands to make a circle.
- Lead the following song to the tune of "Ring Around the Rosie."

Jesus knows the best way! (*walk in a circle*)

Jesus knows the best way! (*walk in a circle*)

Follow Jesus, (*stop walking and point up*)

Our lives stand strong! (*stand with hands on hips*)

- Repeat several times.
- Have kids sit with their Crews.

Supplies

- Bible
- "Jesus Teaches About Following Him" Bible Story poster
- spray bottle with water

We call helpers Crew Guides. If you lead a small class, you can be the Crew Guide. Simply gather kids in a cozy circle around you. If you have helpers, form smaller groups so each child can be known—and so kids can befriend your helpers, too!



Read the verses from the Bible. You're showing kids that God's Word is special. And don't worry; we've kept the verses short for young attention spans.

Keep your Sundays simple—and your kids delighted—with Simply Loved.

This Pre-K & K Leader Guide provides a step-by-step, simple-to-follow plan for Simply Loved Quarter 9 lessons. Featuring memorable, hands-on, friendship-focused activities, each lesson easily adapts to your unique Sunday school format while guiding kids on a foundational, Jesus-centered journey through God's story of love.

This quarter's Bible discoveries:

Unit/Week	Unit Theme	Lesson Theme
Unit 1/Week 1	Jesus Teaches Through Parables Jesus knows what's best for us.	Jesus Teaches About Following Him (Matthew 7:15-29)
Unit 1/Week 2		Jesus Explains How People Receive the Good News (Luke 8:4-15)
Unit 1/Week 3		Jesus Teaches About Conflict (Matthew 18:15-35)
Unit 1/Week 4		Jesus Talks About God's Grace (Matthew 19:30–20:16)
Unit/Week	Unit Theme	Lesson Theme
Unit 2/Week 1	Jesus' Miracles Jesus does the impossible.	Jesus Miraculously Helps at a Wedding (John 2:1-12)
Unit 2/Week 2		Jesus Heals a Man With Leprosy (Mark 1:40-45)
Unit 2/Week 3		Peter Walks on Water (Matthew 14:22-33)
Unit 2/Week 4		Jesus Helps Peter Do Miraculous Things (Acts 9:32-42)
Unit/Week	Unit Theme	Lesson Theme
Unit 3/Week 1	Remember That?! God is awesome.	Moses and Miriam's Song of Rescue (Exodus 15:1-21)
Unit 3/Week 2		The Israelites Celebrate and Remember (Leviticus 23:1-4, 33-44; 1 Kings 8:56-66)
Unit 3/Week 3		Moses Instructs Israelite Families (Deuteronomy 6)
Unit 3/Week 4		David and the Israelites Praise God (1 Chronicles 16; Psalm 150)

 Join the Simply Loved Facebook community and learn from children's ministry leaders just like you! facebook.com/groups/simplylovedteacherslounge



THIS IS A SAMPLE

The number of pages is limited.

Purchase the item for the complete version.

