

LEADER GUIDE

PRE-K & K • QUARTER 5



PRE-K & K

QUARTER 5



LEADER GUIDE





Group resources really work!

This Group resource incorporates our R.E.A.L. approach to ministry. It reinforces a growing friendship with Jesus, encourages long-term learning, and results in life transformation, because it's:

Relational

Person-to-person interaction enhances spiritual growth and builds Christian friendships.

Experiential

What we experience through action and discussion sticks with us up to 9 times longer than what we simply hear or read.

Applicable

The aim of ministry is to equip people to be both hearers and doers of God's Word.

Lifelong

Experiences transform the heart, moving faith beyond the walls of church and into everyday life for years to come.



Leader Guide Pre-K & K—Quarter 5

Copyright © 2021 Group Publishing, Inc./0000 0001 0362 4853

Visit our website: group.com/SimplyLoved



All rights reserved. No part of this book may be reproduced in any manner whatsoever without prior written permission from the publisher, except where noted in the text and in the case of brief quotations embodied in critical articles and reviews. For information, visit group.com/permissions.

This creative team is simply honored to create Simply Loved for you:

Laura Baldwin-Stout, Adam Bohlmeier, Jody Brolsma, Lyndsay Gerwing, Jessica Goldsmith, Becky Helzer, Jennifer Hooks, Charity Kauffman, Mikal Keefer, Jan Kershner, Steve Kyle, Peggy Naylor, Joani Schultz, Rodney Stewart, and Jeff Storm.

Scripture quotations are taken from the *Holy Bible*, New Living Translation, copyright © 1996, 2004, 2015 by Tyndale House Foundation. Used by permission of Tyndale House Publishers, a Division of Tyndale House Ministries, Carol Stream, Illinois 60188. All rights reserved.

ISBN 978-1-4707-6502-6

Printed in the United States of America.

10 9 8 7 6 5 4 3 2 1 26 25 24 23 22 21

Contents

Welcome to Simply Loved!	4
How It Works.....	5
Our Strategic Approach.....	7
A Faith Foundation for Young Children.....	8
Classroom Transition Song Lyrics.....	9
Supply Closet Inventory.....	10
Unit 1: God Helps David	
Lesson 1: Samuel Anoints David as King.....	11
Lesson 2: God Helps David Defeat Goliath.....	21
Lesson 3: Jonathan Helps David.....	31
Lesson 4: Abigail Brings Peace.....	41
Unit 2: Jesus Helps People in Need	
Lesson 5: Jesus Helps a Roman Officer.....	51
Lesson 6: Jesus Heals a Man Born Blind.....	61
Lesson 7: Jesus Helps 10 Men With Leprosy.....	71
Lesson 8: Jesus Feeds People.....	81
Unit 3: God's Good Kings	
Lesson 9: God Makes Promises to David.....	91
Lesson 10: Solomon Asks for Wisdom.....	101
Lesson 11: Jehoshaphat Asks God for Help.....	109
Lesson 12: Huldah Gives King Josiah a Message From God.....	119



Welcome to Simply Loved!

Welcome to Simply Loved Sunday school—where you and your team simply experience God’s love and share it with kids.

“Dear friends, since God loved us that much, we surely ought to love each other. No one has ever seen God. But if we love each other, God lives in us, and his love is brought to full expression in us.”

(1 John 4:11-12)

With Simply Loved, you, your helpers (we call them Crew Guides), and your kids explore a foundational, Jesus-centered journey through God’s story of love. We believe that faith isn’t a subject to be mastered; it’s a relationship to grow! So every single component of Simply Loved sets the stage for you to more intentionally grow friendship with Jesus and each other. Keep reading to find out what that’ll look like in *your* classroom.

Join our Simply Loved Facebook community to learn from children’s ministry leaders just like you!

 [facebook.com/groups/simplylovedteacherslounge](https://www.facebook.com/groups/simplylovedteacherslounge)



How It Works

Simple Volunteer Roles



You'll need the following volunteers:

Leader: (That's you!) The one person in each teaching space who has looked over the lesson and will direct all activities. The glance-able, structured lessons in this guide allow leaders to spend more time interacting with kids and less time glued to scripts.

Crew Guide: A helper who simply shows up and participates with kids. Crew Guides don't need to be Bible experts—simply people who love Jesus and kids!

A Simple, Flexible Lesson!


Simple Prep for Leaders

Prepare your heart and pray for the kids before each lesson. Plus, check off supplies as you gather them!



Opening Options

Choose from two opening activities—both introduce the day's Bible Point. Each unit creatively uses the same supplies all four weeks. That means you'll need to gather Opening Options supplies only once a month! If you'd like, set up these Opening Options as activity stations in your room. Simply cut apart the cards you'll find in each lesson and place one at each station to guide activity and conversation. Or do one or both activities with all kids together. You choose!



Sing & Play


Gather kids to sing and discover the Bible Point. Plus, a Bible Memory Buddy connects the Bible verse to kids' everyday lives.



Bible Discovery


We've given you lots of options, but don't skip this part! It's the "meat" of the lesson where kids experience God's greatest gift in an interactive, hands-on way. There's no time to be bored as kids and Connect Crews follow the Leader through a memorable Bible experience. You'll read directly from the Bible throughout the Bible Discovery, so be sure to mark your place ahead of time and choose a kid-friendly translation to read from. We've intentionally chosen shorter passages for young attention spans.





Apply-It Options

Consider your time frame, and take your pick: a game, a snack, or a Coloring Creation page! Each option applies the Bible Point to everyday kid life, making faith relevant to even young kids.



Goodbye Circle

Wrap up your lesson with a gospel-centered Jesus connection, and remind kids that Jesus is with them wherever they go! Plus, affirm kids by name as you give each child a Bible Memory Buddy sticker at the end of each lesson.

A Simple, Flexible Format!

Age-Graded Classrooms



It's simple! You'll need one prepared leader and at least one helper (we call helpers Crew Guides) for each teaching space. We recommend having a media player handy in each space for music and each week's Bible Memory Buddy video.

Age-Graded Classrooms With a Multi-Age Opening



It's simple! Lead the Sing & Play section with all ages together. Set up a media player in your gathering area so that when you're all together, you can sing along with music videos, introduce the Bible Point, and meet the Bible Memory Buddy! Then, disperse to age-graded classrooms for Bible Discovery, Apply-It Options, and the Goodbye Circle. You'll need one prepared leader and at least one helper (we call helpers Crew Guides) for each teaching space.

One (big or small) Room With Multi-Age Kids



It's simple! You'll need one prepared leader plus at least one helper (we call helpers Crew Guides). Ideally, you'll have one Crew Guide for every five to eight kids, but it can work with your church's volunteer-to-children ratios. We recommend having a media player handy for music and each week's Bible Memory Buddy video.

Our Strategic Approach

There are “whys” behind every lesson component, and we want to share them with you! Here are the guiding principles behind the creation of Simply Loved Sunday school curriculum.

You may have heard...	But we've found...	That's why...
“It’s hard to recruit volunteers.”	When volunteers need less prep time, have fun, and feel like they’re making a difference, they’ll make serving a priority.	Simply Loved volunteer roles are important, but easy!
“Kids need to be entertained.”	Kids need to be noticed and loved.	Simply Loved lessons are designed to help you listen to kids and get to know them.
“You need a lot of supplies.”	You need only a few supplies used in creative ways.	Simply Loved incorporates minimal supplies each unit but uses them in innovative ways to introduce and apply the day’s lesson.
“We need helpers—any warm body will do.”	Helpers don’t just assist. Even though they don’t need to prep, they serve an important relational purpose and make a big difference in kids’ lives.	Simply Loved helpers have a name and an elevated role: they’re “Crew Guides”! They participate along with the kids, play a meaningful role in lessons, and make a difference by building friendships with kids.
“Kids are rarely able to remember Scripture.”	Creating a visual and emotional connection to Scripture dramatically helps kids remember and understand why the Bible matters in their everyday lives.	Simply Loved incorporates kid-friendly videos featuring Bible Memory Buddies (animals God created) to help them understand Bible truths and trigger Scripture memory. And Bible Memory Buddies help discoveries stick! (wink, wink)
“Teachers are Bible experts.”	Teachers are channels of friendship who help children understand and experience Jesus’ love.	Simply Loved uses human relationships to communicate God’s love in a tangible way. Built-in conversation starters help teachers share their personal stories and their own friendship with Jesus.
“Covering a lot of information is intimidating.”	Reaching children is simple when you focus on one Bible Point.	Simply Loved repeats key Bible Points in different ways so truths sink deep. And it combines the repetition of a Bible Point with an auditory and physical response that will stick with kids long after your lesson ends.
“Success requires getting through the whole lesson.”	You’ll clearly communicate the key Bible Point no matter how far you get.	With Simply Loved, a palette of Bible Point-supporting options gives you the freedom to choose what works for your kids and your time frame. So no matter how much of the lesson you complete, the Truth from God’s Word shines through.
“Kids’ll get bored if you repeat something they’ve heard before.”	Kids appreciate routine and repetition when it’s done in a fun way.	Simply Loved’s scope and sequence intentionally repeats the Bible verse and Point for four weeks. This strategically cements Bible learning no matter how often kids attend.

A Faith Foundation for Young Children

As their leader, you get to show young children what loving Jesus looks like! And Simply Loved will help. Simply Loved incorporates these Age-Level Building Blocks to create a wonderful foundation for young children to learn to love and follow Jesus.



Young children are active! They like to move and use their whole bodies to make discoveries, so Simply Loved lessons engage young kids in a variety of active, hands-on ways.

Young children have short attention spans. Simply Loved lessons are broken down into bite-size pieces. Be sure to use the Simply Loved classroom songs to help young kids move from one thing to the next.

Young children feel so many things! Anger, frustration, love, comfort, fear. When you're sharing a Bible story, Simply Loved identifies a key emotion in the story and pauses to ask young children about a time they felt that way. Connecting to emotion cements learning and helps young children know that Jesus understands their feelings and is with them, no matter what.

Jesus often used tangible examples to make abstract learning more concrete. So Simply Loved uses everyday preschool items like blocks, backpacks, dolls, and trains!

It's young children's job to play! So Simply Loved incorporates imagination and play into Bible teaching.

Young children learn through repetition, so Simply Loved repeats, repeats, repeats. Each Simply Loved Pre-K & K lesson is centered around one easy-to-remember Bible Point that's said over and over. Repetition helps cement Bible truths into young minds and hearts to help them—not just someday, but right now!

Keep it simple. Young children need to know basic truths about God, so keep it simple! Simply Loved keeps memory verses simple and easy to understand, crafts simple so little hands can handle them, and games simple so kids can jump right in and play. We've left snacks up to you, so keep snacks simple and be mindful of allergies.

Young children thrive when they know what to expect. So Simply Loved establishes a predictable classroom routine young children can rely on.

Young children are busy explorers! Sometimes their curiosity can lead to unexpected emergencies. Be sure to supervise your little friends as they work with small objects to prevent choking hazards. And always double check for allergies before serving food. Most times, Simply Loved leaves snack choices up to you; however, if food supplies are listed, note this allergy alert to remind you to use caution when serving your young friends.

⚠️ *Allergy alert! Check for food allergies or limitations before serving.*

Classroom Transition Song Lyrics 🎵

Catchy transition music signals times of welcome, cleanup, prayer, and send-off, and these songs help kids wrap up one activity and move on to the next. These high-quality songs have been professionally produced so leaders don't need to be vocalists. But if you do want to sing along, here are the words!

The Cleanup Song

Doot, doot, doo, doo, doo.
Time to clean up.
Clean up!
Cleanup can be fun!
Oh, oh, oh, oh, oh!
Clean up!
Cleanup can be fun!
Doot, doot, doo, doo, doo.
Now our cleanup—
Is done!
Cleanup can be fun.
Oh, oh, oh, oh, oh!
Clean up!
Cleanup can be fun!

"The Cleanup Song" by Sam Mizell. © 2020 Group Publishing, Inc.
All rights reserved. No unauthorized use or duplication permitted.

Hello, My Friends

Hello, my friends. *(wave)*
Who's here today? *(shrug shoulders)*
Let's say hello and play a game! *(wave)*
C'mon, shake a hand.
High-five!
Spin around.
Now say your name!
Jesus loves you, *(hug yourself)*
Yes, it's true. *(nod yes)*
He loves you, he loves you,
He loves you, he loves you! *(point to friends)*
Jesus loves you, *(hug yourself)*
Yes, it's true. *(nod yes)*
He loves you.
He loves you, and you, and you,
and you, and you! *(point to friends)*
Hello, my friends. *(wave)*
Who's here today? *(shrug shoulders)*
Let's say hello *(wave)*
and shout hooray! *(pump fist in air)*

"Hello, My Friends" by Sam Mizell. © 2020 Group Publishing, Inc.
All rights reserved. No unauthorized use or duplication permitted.

God, You Are So Good

God, you are so good. *(extend arms up)*
We thank you for our food. *(fold hands together)*
You give me what I need. *(hold arms out)*
You take good care of me. *(hug yourself)*
Amen. *(fold hands together)*

"God, You Are So Good" by Sam Mizell. © 2020 Group Publishing, Inc.
All rights reserved. No unauthorized use or duplication permitted.

Goodbye, My Friends

Goodbye, my friends. *(wave one hand)*
It's time to go. *(wave other hand)*
It's time to make my way back home. *(march in place)*
I know Jesus loves me. *(hug yourself)*
He loves me so, oh! *(spread arms wide)*
Everywhere I go, *(march in place)*
Jesus loves me. *(hug yourself)*
Everywhere I go, *(march in place)*
He's thinking of me. *(point to head)*
Everywhere I go, *(march in place)*
Jesus loves me. *(hug yourself)*
Everywhere I go. *(march in place)*
Goodbye, my friends. *(wave)*

"Goodbye, My Friends" by Sam Mizell. © 2020 Group Publishing, Inc.
All rights reserved. No unauthorized use or duplication permitted.



Supply Closet Inventory

Pre-K & K—Quarter 5

Have these items handy for some hands-on fun this quarter!

Program Essentials

- Bible
- Music* CD*
- Buddy Video* DVD*
- Music Video* DVD*
- Bible Story posters*
- Bible Memory Buddy posters*
- Bible Memory Buddy stickers*
- Coloring Creation pages*
- media player

Art Supplies

- crayons, including multicultural crayons
- chenille wires
- child-safe scissors
- glue sticks
- glue
- googly eyes
- heart stickers
- mini pompoms
- paper
- pencils
- permanent markers
- pony beads
- scrap paper
- small fabric pieces
- smiley face stickers
- stampers
- washable markers
- washable ink stamp pads

Toys & Goodies

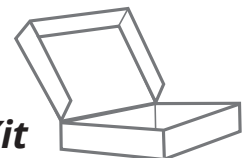
- Duplo blocks
- individually wrapped treats
- jump-ropes
- plastic classroom items (such as toy figures or plastic blocks)
- small toy people
- snack (you choose!)
- toy food

Odds & Ends

- 1 short, wide container and 1 tall, skinny container that hold the same amount
- 3-inch sticky notes
- adhesive bandages
- aluminum foil
- dried pasta
- grocery bags
- hand cleanser
- masking tape
- napkins
- olive oil
- paper plates
- paper towels
- pitchers
- small disposable paper cups
- smartphone timer
- spray bottles
- sturdy chairs or step stools
- trays
- tissues
- trash bag
- water
- wet wipes



* in your **Simply Loved Kit**



Samuel Anoints David as King

Bible Point

God helps us.

Purpose

You need to pick a gift card for a friend’s birthday present. So you go to the store and stand in front of a display packed with plastic cards for restaurants, shops, and online stores. What do you pick? The prettiest one? The one with the best logo? Or the one whose internal value will delight the recipient’s heart the most?

Certainly, picking a gift card is a little different from picking a king. But Samuel’s task also required that he look beyond the outside appearance and to the heart. God helped him choose a new king who loved God. And that pick made all the difference.

Young kids love to be seen and celebrated. They really thrive when grown-ups in their lives see not only their outward appearance but also their hearts. So ask God to help you really notice kids’ hearts today, and find ways to fill them with God’s love.



Prayer

Dear God, help me see each child’s heart so I can show children your greatness and love as I lead them this week. In Jesus’ name, amen.

Prep

Opening Options	Sing & Play	Bible Discovery & Goodbye Circle	Apply-It Options
<ul style="list-style-type: none"> <input type="checkbox"/> Option Cards* <input type="checkbox"/> <i>Fingerprint Hearts</i>: washable ink stamp pads, stampers, paper, pens, wet wipes <input type="checkbox"/> <i>Block Houses</i>: Duplo blocks, plastic classroom items (such as toy figures or plastic blocks) 	<ul style="list-style-type: none"> <input type="checkbox"/> <i>Music CD</i>* <input type="checkbox"/> <i>Music Video DVD</i>* <input type="checkbox"/> <i>Buddy Video DVD</i>* <input type="checkbox"/> Klymer Bible Memory Buddy poster* <input type="checkbox"/> media player <input type="checkbox"/> Bible (bookmark Psalm 121:1-2) 	<ul style="list-style-type: none"> <input type="checkbox"/> “Samuel Anoints David as King” Bible Story poster* <input type="checkbox"/> <i>Music CD</i>* <input type="checkbox"/> Klymer Bible Memory Buddy stickers* (1 per child) <input type="checkbox"/> media player <input type="checkbox"/> Bible (bookmark 1 Samuel 16:1, 7, 11-12) <input type="checkbox"/> small cup of olive oil (optional) 	<ul style="list-style-type: none"> <input type="checkbox"/> <i>Game: no supplies</i> <input type="checkbox"/> <i>Food-n-Friendship</i>: snack, napkins, hand cleanser, <i>Music CD</i>*, media player <input type="checkbox"/> <i>Coloring Creation</i>: “Samuel Anoints David as King” Coloring Creation pages* (1 per child), crayons, small cup of olive oil, wet wipes, <i>Music CD</i>*, media player

* in your **Simply Loved Kit**



Opening Options

Set up one—or both—of these intro activities to start your time together. Each activity connects kids to the Bible Point and to each other. Cut apart these Option Cards, and place one by each activity you choose. Crew Guides will follow the directions and build friendships with kids as they make discoveries together.



Fingerprint Hearts

Supplies: washable ink stamp pads, stampers, paper, pens, wet wipes

Use thumbs to make fingerprint hearts. Then clean up with wet wipes. Use stampers to decorate or pens to draw around the hearts.

? Who is someone you love? What do you love about them?

Hearts remind us of love. In our Bible story today, Samuel loved God, and God helped Samuel pick a new king who also loved God. **God helps us, too.**

Block House

Supplies: Duplo blocks, plastic classroom items (such as toy figures or plastic blocks)

Build a house, then place a small classroom item inside.

? What's something you keep inside your house? your kitchen? your bedroom?

God helps us. In our Bible story today, God helped Samuel choose David to be the new king. God saw something special inside David—a heart that loved God!

Opening

Now's a great time for Opening Options. Choose one—or both—to introduce today's Bible discoveries.



 "The Cleanup Song" (*Music CD track 1*)

Help kids transition by cleaning up before sitting with their Connect Crews. A Connect Crew is a smaller group of kids with one Crew Guide.

Sing & Play

Welcome

Hello, friends! I'm so glad you're here today. Let's sing our welcome song.

 "Hello, My Friends" (*Music CD track 2*)

Let's say hello to our Crew Guides. They're our go-to friends who are here to have fun and learn along with us.

- Kids give their Crew Guides a double high-five.

Bible Point

Today's Bible Point tells us that **God helps us**. Every time you hear the words "**God helps us**," put one fist on your other palm and say, "Stand strong!" Let's try that together.

God helps us. (*Stand strong!*) Do this with me.

When we are weak (*bend over like you're tired*)

And don't know what to do, (*shrug shoulders with arms out at your sides*)

Ask God for help (*fold hands together like praying*)

And God will see us through. (*pump fist in the air*)

God helps us. (*Stand strong!*)

Repeat several times.

Repetition cements learning, so be sure to say today's Bible Point A LOT. Have fun with it! Kids will love listening for it and responding with "Stand strong!"



Supplies

- Bible
- *Music CD*
 - "Hello, My Friends"
- *Music Video DVD*
 - "Our God" music video
 - "Come, Thou Almighty King" music video
- *Buddy Video DVD*
 - Klymer Bible Memory Buddy video (Week 1)
- media player
- Klymer Bible Memory Buddy poster



Stand strong!

With God's help, we can stand strong and trust that our God is in charge. Let's sing a song to praise our God right now.

 "Our God" music video

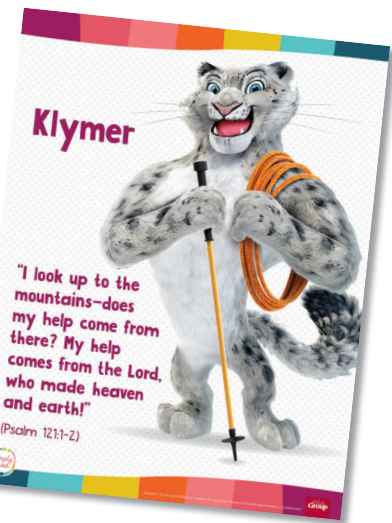


Bible Memory Buddy & Verse

It's time to talk to our friend Buzzy Bee. Buzzy will introduce us to a Bible Memory Buddy friend. Let's call for Buzzy. Do what I do!

- Flap hands quickly like a bee.
- Make buzzing sounds.

 Klymer Bible Memory Buddy video (Week 1)



Klymer the snow leopard reminds us that **God helps us.** (*Stand strong!*)

- Show the Bible Memory Buddy poster.
- Explain that snow leopards have thick, long fur on their tummies to keep them warm.
- Have kids pretend to rub thick fur on their tummies.

 Show the Bible. **The Bible is God's true story of love! Our Bible Memory Verse comes from the Bible. Let's say it together. I'll say a line, and then you repeat after me.**

"I look up to the mountains— (*shield hand over eyes and look up*)
does my help come from there? (*shrug shoulders*)
My help comes from the Lord, (*point up with hands*)
who made heaven and earth!" (*circle arms up and around head*)
(Psalm 121:1-2)

What a good feeling it is to know that **God helps us.** (*Stand strong!*) **God is the almighty. That means he's strong and in charge of everything. Let's sing a song about God, our almighty King.**

 "Come, Thou Almighty King" music video


Repeat, repeat! Feel free to do activities more than once. You'll give kids time to catch on and jump in.

Bible Discovery

God helps us. (*Stand strong!*) Hold up a Bible. **Today our Bible story shows how God helped Samuel pick a new king. God helped Samuel see something special about a young boy named David.**

- Get comfy and sit in knee-to-knee circles with Crews.
- ❓ **What's something special about you?** Invite Crew Guides to share first.
- Crew Guides give thumbs-up when everyone has shared.

God has created all people in a special way. He knows us—inside and out! And God knew his people needed a new king whose heart loved God. So God sent the prophet Samuel on a secret search. A prophet is someone who gives messages from God. Let's read what message God said to Samuel.

 Read aloud 1 Samuel 16:1.

God told Samuel to find a king. Let's help Samuel.

- ❓ **What do you think the new king will look like?** Invite responses from the whole group.

Hmm. Seems like we don't know exactly what this king will look like on the outside. Maybe he'll be tall. Have everyone stand on tiptoes. **Or maybe he'll have dark hair.** Have everyone pat their hair. **Or maybe he'll have big muscles.** Have everyone make muscles. **We just aren't sure.**

Samuel wasn't sure either. What if Samuel looked and looked and couldn't find the king? Or what if Saul, the man who was king right now, found out Samuel was looking for a new king instead of him—and got really, really mad?

Take a deep breath. **Samuel didn't need to worry because God helps us.** (*Stand strong!*) **God would show him the new king. Do this with me.**


- Take a deep breath.
- Fold hands together and say, "God, please help us."

If you'd like, hold up a small cup of olive oil. **God told Samuel to pack a container of olive oil to take because he would anoint the new king. Anoint means to put oil on a person's head. It was a way to show that person had a special job to do for God.** Walk among Crews, letting kids see and smell the olive oil, then set it aside.

Supplies

- Bible
- "Samuel Anoints David as King" Bible Story poster
- small cup of olive oil (*optional*)

We call helpers Crew Guides. If you lead a small class, you can be the Crew Guide. Simply gather kids in a cozy circle around you. If you have helpers, form smaller groups so each child can be known—and so kids can befriend your helpers, too!

 Read the verses from the Bible. You're showing kids that God's Word is special. And don't worry; we've kept the verses short for young attention spans.

Welcome a few responses. Be sure to summarize what kids say so everyone can hear.

Keep your Sundays simple—and your kids delighted—with Simply Loved.

This Pre-K & K Leader Guide provides a step-by-step, simple-to-follow plan for Simply Loved Quarter 5 lessons. Featuring memorable, hands-on, friendship-focused activities, each lesson easily adapts to your unique Sunday school format while guiding kids on a foundational, Jesus-centered journey through God’s story of love.

This quarter’s Bible discoveries:

Unit/Week	Unit Theme	Lesson Theme
Unit 1/Week 1	God Helps David God helps us.	Samuel Anoints David as King (1 Samuel 16:1-13)
Unit 1/Week 2		God Helps David Defeat Goliath (1 Samuel 17)
Unit 1/Week 3		Jonathan Helps David (1 Samuel 18:1-16; 20:1-42)
Unit 1/Week 4		Abigail Brings Peace (1 Samuel 25)

Unit/Week	Unit Theme	Lesson Theme
Unit 2/Week 1	Jesus Helps People in Need Jesus cares about us.	Jesus Helps a Roman Officer (Matthew 8:5-13)
Unit 2/Week 2		Jesus Heals a Man Born Blind (John 9)
Unit 2/Week 3		Jesus Helps 10 Men With Leprosy (Luke 17:11-19)
Unit 2/Week 4		Jesus Feeds People (John 6:1-14)

Unit/Week	Unit Theme	Lesson Theme
Unit 3/Week 1	God’s Good Kings God is great.	God Makes Promises to David (2 Samuel 5:1-5; 7:8-29)
Unit 3/Week 2		Solomon Asks for Wisdom (1 Kings 3:1-15)
Unit 3/Week 3		Jehoshaphat Asks God for Help (2 Chronicles 17:1-6; 20:1-30)
Unit 3/Week 4		Huldah Gives King Josiah a Message From God (2 Kings 22:1-23:23)

 Join the Simply Loved Facebook community and learn from children’s ministry leaders just like you! facebook.com/groups/simplylovedteacherslounge



Copyright © Group Publishing, Inc.
1515 Cascade Ave., Loveland, CO 80538
group.com/SimplyLoved 800.447.1070

ISBN 978-1-4707-6502-6



9 781470 765026 >

Printed in the U.S.A.



THIS IS A SAMPLE
The number of pages is limited.

Purchase the item for the complete version.

