

LEADER GUIDE

PRE-K & K • QUARTER 6



PRE-K & K

QUARTER 6



LEADER GUIDE





Group resources really work!

This Group resource incorporates our R.E.A.L. approach to ministry. It reinforces a growing friendship with Jesus, encourages long-term learning, and results in life transformation, because it's:

Relational

Person-to-person interaction enhances spiritual growth and builds Christian friendships.

Experiential

What we experience through action and discussion sticks with us up to 9 times longer than what we simply hear or read.

Applicable

The aim of ministry is to equip people to be both hearers and doers of God's Word.

Lifelong

Experiences transform the heart, moving faith beyond the walls of church and into everyday life for years to come.



Leader Guide Pre-K & K—Quarter 6

Copyright © 2021 Group Publishing, Inc./0000 0001 0362 4853

Visit our website: group.com/SimplyLoved



All rights reserved. No part of this book may be reproduced in any manner whatsoever without prior written permission from the publisher, except where noted in the text and in the case of brief quotations embodied in critical articles and reviews. For information, visit group.com/permissions.

This creative team is simply honored to create Simply Loved for you:

Laura Baldwin-Stout, Jody Brolsma, Lyndsay Gerwing, Jennifer Hooks, Charity Kauffman, Steve Kyle, Peggy Naylor, Joani Schultz, Rodney Stewart, Jeff Storm, Ali Thompson, and Kate Warnock.

Scripture quotations are taken from the *Holy Bible*, New Living Translation, copyright © 1996, 2004, 2015 by Tyndale House Foundation. Used by permission of Tyndale House Publishers, a Division of Tyndale House Ministries, Carol Stream, Illinois 60188. All rights reserved.

ISBN 978-1-4707-6605-4

Printed in the United States of America.

10 9 8 7 6 5 4 3 2 1 26 25 24 23 22 21

Contents

Welcome to Simply Loved!	4
How It Works.....	5
Our Strategic Approach.....	7
A Faith Foundation for Young Children.....	8
Classroom Transition Song Lyrics.....	9
Supply Closet Inventory.....	10
Unit 1: Prophets Speak for God	
Lesson 1: God Shows He's the One True God.....	11
Lesson 2: God Speaks to Elijah.....	21
Lesson 3: Elisha Takes Over for Elijah.....	29
Lesson 4: God Heals Naaman.....	39
Unit 2: Jesus' Upside-Down Kingdom	
Lesson 5: The Lost Son Returns Home.....	49
Lesson 6: Jesus Challenges the Pharisees.....	59
Lesson 7: Jesus Shows Martha What's Most Important.....	69
Lesson 8: Jesus Talks With a Rich Man.....	79
Unit 3: Away From Home	
Lesson 9: Jonah Disobeys God.....	89
Lesson 10: Shadrach, Meshach, and Abednego Stand Up for God.....	99
Lesson 11: Daniel Keeps Praying to God.....	107
Lesson 12: Esther's Courage Saves God's People.....	117



Welcome to Simply Loved!

Welcome to Simply Loved Sunday school—where you and your team simply experience God’s love and share it with kids.

“Dear friends, since God loved us that much, we surely ought to love each other. No one has ever seen God. But if we love each other, God lives in us, and his love is brought to full expression in us.”

(1 John 4:11-12)

With Simply Loved, you, your helpers (we call them Crew Guides), and your kids explore a foundational, Jesus-centered journey through God’s story of love. We believe that faith isn’t a subject to be mastered; it’s a relationship to grow! So every single component of Simply Loved sets the stage for you to more intentionally grow friendship with Jesus and each other. Keep reading to find out what that’ll look like in *your* classroom.

Join our Simply Loved Facebook community to learn from children’s ministry leaders just like you!

 [facebook.com/groups/simplylovedteacherslounge](https://www.facebook.com/groups/simplylovedteacherslounge)



How It Works

Simple Volunteer Roles



You'll need the following volunteers:


Leader: (That's you!) The one person in each teaching space who has looked over the lesson and will direct all activities. The glance-able, structured lessons in this guide allow leaders to spend more time interacting with kids and less time glued to scripts.

Crew Guide: A helper who simply shows up and participates with kids. Crew Guides don't need to be Bible experts—simply people who love Jesus and kids!

A Simple, Flexible Lesson!


Simple Prep for Leaders

Prepare your heart and pray for the kids before each lesson. Plus, check off supplies as you gather them!



Opening Options

Choose from two opening activities—both introduce the day's Bible Point. Each unit creatively uses the same supplies all four weeks. That means you'll need to gather Opening Options supplies only once a month! If you'd like, set up these Opening Options as activity stations in your room. Simply cut apart the cards you'll find in each lesson and place one at each station to guide activity and conversation. Or do one or both activities with all kids together. You choose!



Sing & Play


Gather kids to sing and discover the Bible Point. Plus, a Bible Memory Buddy connects the Bible verse to kids' everyday lives.



Bible Discovery

We've given you lots of options, but don't skip this part! It's the "meat" of the lesson where kids experience God's greatest gift in an interactive, hands-on way. There's no time to be bored as kids and Connect Crews follow the Leader through a memorable Bible experience. You'll read directly from the Bible throughout the Bible Discovery, so be sure to mark your place ahead of time and choose a kid-friendly translation to read from. We've intentionally chosen shorter passages for young attention spans.





Apply-It Options

Consider your time frame, and take your pick: a game, a snack, or a Coloring Creation page! Each option applies the Bible Point to everyday kid life, making faith relevant to even young kids.



Goodbye Circle

Wrap up your lesson with a gospel-centered Jesus connection, and remind kids that Jesus is with them wherever they go! Plus, affirm kids by name as you give each child a Bible Memory Buddy sticker at the end of each lesson.

A Simple, Flexible Format!

Age-Graded Classrooms



It's simple! You'll need one prepared leader and at least one helper (we call helpers Crew Guides) for each teaching space. We recommend having a media player handy in each space for music and each week's Bible Memory Buddy video.

Age-Graded Classrooms With a Multi-Age Opening



It's simple! Lead the Sing & Play section with all ages together. Set up a media player in your gathering area so that when you're all together, you can sing along with music videos, introduce the Bible Point, and meet the Bible Memory Buddy! Then, disperse to age-graded classrooms for Bible Discovery, Apply-It Options, and the Goodbye Circle. You'll need one prepared leader and at least one helper (we call helpers Crew Guides) for each teaching space.

One (big or small) Room With Multi-Age Kids



It's simple! You'll need one prepared leader plus at least one helper (we call helpers Crew Guides). Ideally, you'll have one Crew Guide for every five to eight kids, but it can work with your church's volunteer-to-children ratios. We recommend having a media player handy for music and each week's Bible Memory Buddy video.

Our Strategic Approach

There are “whys” behind every lesson component, and we want to share them with you! Here are the guiding principles behind the creation of Simply Loved Sunday school curriculum.

You may have heard...	But we've found...	That's why...
“It’s hard to recruit volunteers.”	When volunteers need less prep time, have fun, and feel like they’re making a difference, they’ll make serving a priority.	Simply Loved volunteer roles are important, but easy!
“Kids need to be entertained.”	Kids need to be noticed and loved.	Simply Loved lessons are designed to help you listen to kids and get to know them.
“You need a lot of supplies.”	You need only a few supplies used in creative ways.	Simply Loved incorporates minimal supplies each unit but uses them in innovative ways to introduce and apply the day’s lesson.
“We need helpers—any warm body will do.”	Helpers don’t just assist. Even though they don’t need to prep, they serve an important relational purpose and make a big difference in kids’ lives.	Simply Loved helpers have a name and an elevated role: they’re “Crew Guides”! They participate along with the kids, play a meaningful role in lessons, and make a difference by building friendships with kids.
“Kids are rarely able to remember Scripture.”	Creating a visual and emotional connection to Scripture dramatically helps kids remember and understand why the Bible matters in their everyday lives.	Simply Loved incorporates kid-friendly videos featuring Bible Memory Buddies (animals God created) to help them understand Bible truths and trigger Scripture memory. And Bible Memory Buddies help discoveries stick! (wink, wink)
“Teachers are Bible experts.”	Teachers are channels of friendship who help children understand and experience Jesus’ love.	Simply Loved uses human relationships to communicate God’s love in a tangible way. Built-in conversation starters help teachers share their personal stories and their own friendship with Jesus.
“Covering a lot of information is intimidating.”	Reaching children is simple when you focus on one Bible Point.	Simply Loved repeats key Bible Points in different ways so truths sink deep. And it combines the repetition of a Bible Point with an auditory and physical response that will stick with kids long after your lesson ends.
“Success requires getting through the whole lesson.”	You’ll clearly communicate the key Bible Point no matter how far you get.	With Simply Loved, a palette of Bible Point-supporting options gives you the freedom to choose what works for your kids and your time frame. So no matter how much of the lesson you complete, the Truth from God’s Word shines through.
“Kids’ll get bored if you repeat something they’ve heard before.”	Kids appreciate routine and repetition when it’s done in a fun way.	Simply Loved’s scope and sequence intentionally repeats the Bible verse and Point for four weeks. This strategically cements Bible learning no matter how often kids attend.

A Faith Foundation for Young Children

As their leader, you get to show young children what loving Jesus looks like! And Simply Loved will help. Simply Loved incorporates these Age-Level Building Blocks to create a wonderful foundation for young children to learn to love and follow Jesus.



Young children are active! They like to move and use their whole bodies to make discoveries, so Simply Loved lessons engage young kids in a variety of active, hands-on ways.

Young children have short attention spans. Simply Loved lessons are broken down into bite-size pieces. Be sure to use the Simply Loved classroom songs to help young kids move from one thing to the next.

Young children feel so many things! Anger, frustration, love, comfort, fear. When you're sharing a Bible story, Simply Loved identifies a key emotion in the story and pauses to ask young children about a time they felt that way. Connecting to emotion cements learning and helps young children know that Jesus understands their feelings and is with them, no matter what.

Jesus often used tangible examples to make abstract learning more concrete. So Simply Loved uses everyday preschool items like blocks, backpacks, dolls, and trains!

It's young children's job to play! So Simply Loved incorporates imagination and play into Bible teaching.

Young children learn through repetition, so Simply Loved repeats, repeats, repeats. Each Simply Loved Pre-K & K lesson is centered around one easy-to-remember Bible Point that's said over and over. Repetition helps cement Bible truths into young minds and hearts to help them—not just someday, but right now!

Keep it simple. Young children need to know basic truths about God, so keep it simple! Simply Loved keeps memory verses simple and easy to understand, crafts simple so little hands can handle them, and games simple so kids can jump right in and play. We've left snacks up to you, so keep snacks simple and be mindful of allergies.

Young children thrive when they know what to expect. So Simply Loved establishes a predictable classroom routine young children can rely on.

Young children are busy explorers! Sometimes their curiosity can lead to unexpected emergencies. Be sure to supervise your little friends as they work with small objects to prevent choking hazards. And always double check for allergies before serving food. Most times, Simply Loved leaves snack choices up to you; however, if food supplies are listed, note this allergy alert to remind you to use caution when serving your young friends.

⚠️ *Allergy alert! Check for food allergies or limitations before serving.*

Classroom Transition Song Lyrics 🎵

Catchy transition music signals times of welcome, cleanup, prayer, and send-off, and these songs help kids wrap up one activity and move on to the next. These high-quality songs have been professionally produced so leaders don't need to be vocalists. But if you do want to sing along, here are the words!

The Cleanup Song

Doot, doot, doo, doo, doo.
Time to clean up.
Clean up!
Cleanup can be fun!
Oh, oh, oh, oh, oh!
Clean up!
Cleanup can be fun!
Doot, doot, doo, doo, doo.
Now our cleanup—
Is done!
Cleanup can be fun.
Oh, oh, oh, oh, oh!
Clean up!
Cleanup can be fun!

"The Cleanup Song" by Sam Mizell. © 2020 Group Publishing, Inc.
All rights reserved. No unauthorized use or duplication permitted.

Hello, My Friends

Hello, my friends. (*wave*)
Who's here today? (*shrug shoulders*)
Let's say hello and play a game! (*wave*)
C'mon, shake a hand.
High-five!
Spin around.
Now say your name!
Jesus loves you, (*hug yourself*)
Yes, it's true. (*nod yes*)
He loves you, he loves you,
He loves you, he loves you! (*point to friends*)
Jesus loves you, (*hug yourself*)
Yes, it's true. (*nod yes*)
He loves you.
He loves you, and you, and you,
and you, and you! (*point to friends*)
Hello, my friends. (*wave*)
Who's here today? (*shrug shoulders*)
Let's say hello (*wave*)
and shout hooray! (*pump fist in air*)

"Hello, My Friends" by Sam Mizell. © 2020 Group Publishing, Inc.
All rights reserved. No unauthorized use or duplication permitted.

God, You Are So Good

God, you are so good. (*extend arms up*)
We thank you for our food. (*fold hands together*)
You give me what I need. (*hold arms out*)
You take good care of me. (*hug yourself*)
Amen. (*fold hands together*)

"God, You Are So Good" by Sam Mizell. © 2020 Group Publishing, Inc.
All rights reserved. No unauthorized use or duplication permitted.

Goodbye, My Friends

Goodbye, my friends. (*wave one hand*)
It's time to go. (*wave other hand*)
It's time to make my way back home. (*march in place*)
I know Jesus loves me. (*hug yourself*)
He loves me so, oh! (*spread arms wide*)
Everywhere I go, (*march in place*)
Jesus loves me. (*hug yourself*)
Everywhere I go, (*march in place*)
He's thinking of me. (*point to head*)
Everywhere I go, (*march in place*)
Jesus loves me. (*hug yourself*)
Everywhere I go. (*march in place*)
Goodbye, my friends. (*wave*)

"Goodbye, My Friends" by Sam Mizell. © 2020 Group Publishing, Inc.
All rights reserved. No unauthorized use or duplication permitted.



Supply Closet Inventory

Pre-K & K—Quarter 6

Have these items handy for some hands-on fun this quarter!

Program Essentials

- Bible
- Music CD*
- Buddy Video DVD*
- Music Video DVD*
- Bible Story posters*
- Bible Memory Buddy posters*
- Bible Memory Buddy stickers*
- Coloring Creation pages*
- media player

Art Supplies

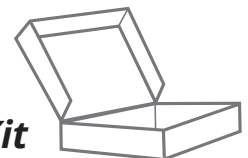
- blue cellophane
- bulletin board paper
- crayons, including multicultural crayons
- child-safe scissors
- construction paper
- felt
- foam shapes
- glitter
- glue sticks
- heart stickers
- markers
- masking tape
- paint daubers
- paper
- pompoms
- scraps of colorful paper
- small fabric scraps
- tissue paper
- wiggly eyes
- yarn

Toys & Goodies

- balls
- bubble solution
- bubble wands
- building blocks
- Legos
- parachute or large bedsheet
- small classroom items (like a toy or a few crayons)
- snack (optional)
- toy food
- toy cars or trucks

Odds & Ends

- aluminum foil
- buckets
- cotton balls
- crepe paper streamers
- empty food boxes
- hand cleanser
- spray bottles
- towel
- water
- wet wipes



* in your **Simply Loved Kit**

God Shows He's the One True God

Prophets Speak for God
1 Kings 18:16-45

Bible Point

God is powerful.

Purpose

"Race ya!"

"Let's see who can clean up the fastest!"

Young kids seem to love a little competition, especially when they win. In today's story, Elijah sets up a competition between the one true God and Baal. This contest on Mount Carmel put God's power on display.

Where have you seen God's power this week? Perhaps a mountain view, thunderous rainstorm, or gradual healing helped you and your loved ones see and experience God's mighty power.

When it comes to knowing whose strength to rely on throughout the day, there's no contest. Our faithful God has proven to be steady and true time and again. So fear not!



Prayer

Dear God, your power is more than I can ever imagine or understand. Thank you for demonstrating your power every day. Please help me show your children they can be confident in you. In Jesus' name, amen.

Prep

Opening Options	Sing & Play	Bible Discovery & Goodbye Circle	Apply-It Options
<ul style="list-style-type: none"> <input type="checkbox"/> Option Cards* <input type="checkbox"/> <i>Tissue Paper Flames:</i> paper, tissue paper, spray bottle, water <input type="checkbox"/> <i>Power Wheels:</i> toy cars or trucks, towel 	<ul style="list-style-type: none"> <input type="checkbox"/> <i>Music CD*</i> <input type="checkbox"/> <i>Music Video DVD*</i> <input type="checkbox"/> <i>Buddy Video DVD*</i> <input type="checkbox"/> Yeddy Bible Memory Buddy poster* <input type="checkbox"/> media player <input type="checkbox"/> Bible (bookmark Ephesians 6:10) 	<ul style="list-style-type: none"> <input type="checkbox"/> "God Shows He's the One True God" Bible Story poster* <input type="checkbox"/> <i>Music CD*</i> <input type="checkbox"/> Yeddy Bible Memory Buddy stickers* (1 per child) <input type="checkbox"/> media player <input type="checkbox"/> Bible (bookmark 1 Kings 18:24, 36-37, 39) <input type="checkbox"/> building blocks <input type="checkbox"/> empty spray bottle <input type="checkbox"/> spray bottle with water 	<ul style="list-style-type: none"> <input type="checkbox"/> <i>Game:</i> no supplies <input type="checkbox"/> <i>Food-n-Friendship:</i> snack, napkins, hand cleanser, <i>Music CD*</i>, media player <input type="checkbox"/> <i>Coloring Creation:</i> "God Shows He's the One True King" Coloring Creation pages* (1 per child), crayons, glitter, glue sticks, <i>Music CD*</i>, media player

* in your **Simply Loved Kit** 

Opening Options

Set up one—or both—of these intro activities to start your time together. Each activity connects kids to the Bible Point and to each other. Cut apart these Option Cards, and place one by each activity you choose. Crew Guides will follow the directions and build friendships with kids as they make discoveries together.



Tissue Paper Flames

Supplies: paper, tissue paper, spray bottle, water

- Tear pieces of tissue paper, and arrange them on a piece of paper like a big fire.
- Spray the tissue paper with water so it sticks to the paper.

? Tell about a time you saw a fire. What was it like?

In our Bible story today, God showed the people he is the one true God by making a big fire. **God is so powerful!**

Power Wheels

Supplies: toy cars or trucks, towel

Roll the towel to create a cushion, and place it at the base of a wall. Take turns giving a toy car a powerful push, keeping all wheels on the floor, to see if you can make it reach the wall.

? Who is the strongest person you know?

? What's something powerful that person has done?

God is powerful. In our Bible story today, God showed he is more powerful than anything *and anyone.*

Opening

Now's a great time for Opening Options. Choose one—or both—to introduce today's Bible discoveries.



 "The Cleanup Song" (Music CD track 1)

Help kids transition by cleaning up before sitting with their Connect Crews. A Connect Crew is a smaller group of kids with one Crew Guide.

Sing & Play

Welcome

Hello, friends! I'm so glad you're here today. Let's sing our welcome song.

 "Hello, My Friends" (Music CD track 2)

Let's say hello to our Crew Guides. They're our go-to friends who are here to have fun and learn along with us.

- Kids give their Crew Guides elbow bumps.

Bible Point

I have something amazing to tell you: **God is powerful.** That's our Bible Point today. So every time you hear the words "**God is powerful,**" put your hands on your hips like a superhero and say, "Fear not!" Let's try that together.

God is more powerful than anything or anyone! Sometimes we don't feel so powerful. We might feel afraid and worried. But we can be brave because our powerful God is always with us. Do this with me:

Our powerful God is with us in the morning when we wake up! (*stretch arms and yawn*)

And our powerful God is with us when we eat our lunch. (*pretend to eat something*)

And our powerful God is with us when the sun goes down and we're ready for bed. (*lay head on hands*)

All day long, **God is powerful!** (*Fear not!*)

Repeat several times.

Repetition cements learning, so be sure to say today's Bible Point A LOT. Have fun with it! Kids will love listening for it and responding, "Fear not!"

Supplies

- Bible
- Music CD
 - "Hello, My Friends"
- Music Video DVD
 - "Praise Him" music video
 - "My God Is Powerful" music video
- Buddy Video DVD
 - Yeddy Bible Memory Buddy video (Week 1)
- media player
- Yeddy Bible Memory Buddy poster



Fear not!

We can praise our powerful God all day long. Let's do that now with a happy song!



"Praise Him" music video



Bible Memory Buddy & Verse

It's time to talk to our friend Buzzly Bee. Buzzly will introduce us to a Bible Memory Buddy friend. Let's call for Buzzly now. Do what I do!

- Flap hands quickly like a bee.
- Make buzzing sounds.



Yeddy Bible Memory Buddy video (Week 1)

Our friend Yeddy the Himalayan brown bear reminds us that **God is powerful.** (Fear not!)

- Show the Bible Memory Buddy poster.
- Point out Yeddy's powerful paws to dig or move logs to find food to eat.
- Have kids imagine their hands are paws as they rub their tummies.

Yeddy told us about a verse from the Bible.



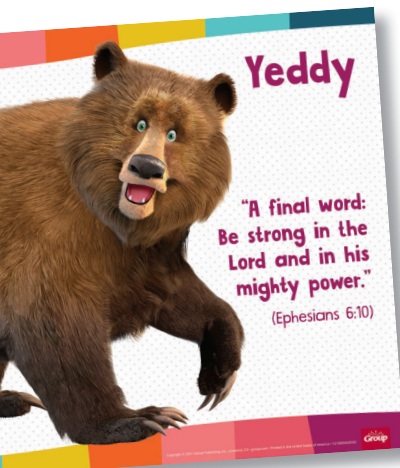
Show the Bible. **The Bible is God's true story of love. Our Bible Memory Verse comes from the Bible. Let's say it together. I'll say a line, and then you repeat after me.**

**"A final word: (hold up index finger and extend arm)
Be strong in the Lord (make muscle with one arm)
and in his mighty power." (make muscle with the other arm)**
(Ephesians 6:10)

God is powerful. (Fear not!) **Let's sing about God's power. Everyone, stand up and sing along!**



"My God Is Powerful" music video



Bible Discovery

God is powerful. (*Fear not!*) Hold up a Bible. **Today we'll explore a time in the Bible when God showed his mighty power to people on a mountain.**

- Have everyone get comfy and sit in knee-to-knee circles with Connect Crews.
- **?** **If you stood on top of a big mountain, what would you hope to see? It can be serious or silly.** Invite Crew Guides to share first.
- Crew Guides give thumbs-up when everyone has shared.

In our Bible story, the people on a mountain saw God's power in a pretty cool way. Let's find out what happened. I'll need your help to tell the story...and I'll need this!

- Hold an empty spray bottle as if to spray kids.
- Wave the spray bottle around as you continue, building anticipation for possibly getting wet.

God's people were called the Israelites. Where they lived, it hadn't rained in a long time. When it doesn't rain for a long time, it's called a drought.

- Point the squirt bottle toward everyone, then spray—nothing will come out.
- Look disappointed.

See? No water. It was hard for people to find water to drink, give to animals, or grow food. God's people were hoping for rain...but it didn't come. Have everyone sigh sadly.

Now let's see how people ended up on a mountain. In the story, a man named Ahab was the king of God's people. But King Ahab wasn't a very good king because he didn't listen to and obey God. Let's imagine we're King Ahab. Repeat after me and do what I do!

I'm a powerful king. (*stand tall and make muscles*)
I do what I want to do. (*point to self*)
God says not to worship fake gods. (*shake head "no"*)
Well, boohoo-hoo! (*pretend to rub eyes with fists*)

An idol is a fake god. Fake gods don't have any power. Only God is powerful. (*Fear not!*) **And only God is the one true God.**

Elijah the prophet knew about God's power. A prophet is someone who tells people messages from God. Ahab may have been a bad king. Have everyone give thumbs-down. **But Elijah was a good prophet!** Have everyone give thumbs-up.

Supplies

- Bible
- "God Shows He's the One True God" Bible Story poster
- building blocks (about 10 per Connect Crew)
- empty spray bottle
- spray bottle with water

We call helpers Crew Guides. If you lead a small class, you can be the Crew Guide. Simply gather kids in a cozy circle around you. If you have helpers, form smaller groups so each child can be known—and so kids can befriend your helpers, too!

If kids like something, they'll want to do it again! So embrace repetition, and take time to repeat activities.

Keep your Sundays simple—and your kids delighted—with Simply Loved.

This Pre-K & K Leader Guide provides a step-by-step, simple-to-follow plan for Simply Loved Quarter 6 lessons. Featuring memorable, hands-on, friendship-focused activities, each lesson easily adapts to your unique Sunday school format while guiding kids on a foundational, Jesus-centered journey through God’s story of love.

This quarter’s Bible discoveries:

Unit/Week	Unit Theme	Lesson Theme
Unit 1/Week 1	Prophets Speak for God God is powerful.	God Shows He’s the One True God (1 Kings 18:16-45)
Unit 1/Week 2		God Speaks to Elijah (1 Kings 19:1-18)
Unit 1/Week 3		Elisha Takes Over for Elijah (2 Kings 2:1-14)
Unit 1/Week 4		God Heals Naaman (2 Kings 5:1-19)

Unit/Week	Unit Theme	Lesson Theme
Unit 2/Week 1	Jesus’ Upside-Down Kingdom Jesus surprises us.	The Lost Son Returns Home (Luke 15:11-32)
Unit 2/Week 2		Jesus Challenges the Pharisees (Matthew 22:34-40; 23:1-12, 23-26)
Unit 2/Week 3		Jesus Shows Martha What’s Most Important (Luke 10:38-42)
Unit 2/Week 4		Jesus Talks With a Rich Man (Matthew 19:16-30)

Unit/Week	Unit Theme	Lesson Theme
Unit 3/Week 1	Away From Home God is always with us.	Jonah Disobeys God (Jonah 1-3)
Unit 3/Week 2		Shadrach, Meshach, and Abednego Stand Up for God (Daniel 3:1-30)
Unit 3/Week 3		Daniel Keeps Praying to God (Daniel 6:1-28)
Unit 3/Week 4		Esther’s Courage Saves God’s People (Esther 4:13-7:10)

 Join the Simply Loved Facebook community and learn from children’s ministry leaders just like you! facebook.com/groups/simplylovedteacherslounge



Copyright © Group Publishing, Inc.
 1515 Cascade Ave., Loveland, CO 80538
group.com/SimplyLoved 800.447.1070

ISBN 978-1-4707-6605-4



9 781470 766054 >

Printed in the U.S.A.



THIS IS A SAMPLE
The number of pages is limited.

Purchase the item for the complete version.

