

LEADER GUIDE

ELEMENTARY • QUARTER 2



ELEMENTARY

QUARTER 2

LEADER GUIDE



Loveland, Colorado
group.com/SimplyLoved

Group
Real. Bold. Love.

Group resources really work!

This Group resource incorporates our R.E.A.L. approach to ministry. It reinforces a growing friendship with Jesus, encourages long-term learning, and results in life transformation, because it's



Relational

Learner-to-learner interaction enhances learning and builds Christian friendships.

Experiential

What learners experience through discussion and action sticks with them up to 9 times longer than what they simply hear or read.

Applicable

The aim of Christian education is to equip learners to be both hearers and doers of God's Word.

Learner-based

Learners understand and retain more when the learning process takes into consideration how they learn best.



Leader Guide Elementary—Quarter 2

Copyright © 2020 Group Publishing, Inc./0000 0001 0362 4853

Visit our website: group.com/SimplyLoved



All rights reserved. No part of this book may be reproduced in any manner whatsoever without prior written permission from the publisher, except where noted in the text and in the case of brief quotations embodied in critical articles and reviews. For information, visit group.com/permissions.

This creative team is simply honored to create Simply Loved for you:

Laura Baldwin-Stout, Mollie Bickert, Adam Bohlmeier, Jody Brolsma, Jessica Goldsmith, Becky Helzer, Jennifer Hooks, Charity Kauffman, Mikal Keefer, Jan Kershner, Steve Kyle, Peggy Naylor, Joani Schultz, Jeff Storm, Rodney Stewart, Jeff White, and Andrea Zimmerman.

Unless otherwise indicated, all Scripture quotations are taken from the *Holy Bible*, New Living Translation, copyright © 1996, 2004, 2015 by Tyndale House Foundation. Used by permission of Tyndale House Publishers, a Division of Tyndale House Ministries, Carol Stream, Illinois 60188. All rights reserved.

ISBN 978-1-4707-6385-5

Printed in the United States of America.

10 9 8 7 6 5 4 3 2 1 25 24 23 22 21 20

Contents

Welcome to Simply Loved!	4
How It Works	5
Our Strategic Approach.....	7
Helping Elementary Kids Become Rooted in Faith.....	8
Supply Closet Inventory.....	9
Take-It-Home Flyer Tips.....	10

Unit 1: Joseph's Story


Lesson 1: Joseph Annoys His Brothers	11
Lesson 2: Joseph Goes to Jail	21
Lesson 3: God Helps Joseph Interpret Dreams	31
Lesson 4: Joseph Forgives His Brothers	41

Unit 2: The Exodus

Lesson 5: Moses Is Rescued by Pharaoh's Daughter.....	51
Lesson 6: Moses Talks to God at a Burning Bush	61
Lesson 7: God Spares the Israelites at Passover	71
Lesson 8: The Israelites Cross the Red Sea	81

Unit 3: Never Fear, Jesus Is Here!

Lesson 9: Jesus Is Born	91
Lesson 10: Jesus Calms a Storm.....	101
Lesson 11: Jesus Forgives the Thief on the Cross	111
Lesson 12: Jesus Comes Back to Life	121



Welcome to Simply Loved!

Welcome to Simply Loved Sunday school—where you and your team simply experience God's love and share it with kids.

"Dear friends, since God loved us that much, we surely ought to love each other. No one has ever seen God. But if we love each other, God lives in us, and his love is brought to full expression in us."

(1 John 4:11-12)

With Simply Loved, you, your helpers (we call them Crew Guides), and your kids explore a foundational, Jesus-centered journey through God's story of Love. We believe that faith isn't a subject to be mastered; it's a relationship to grow! So every single component of Simply Loved sets the stage for you to more intentionally grow friendship with Jesus and each other. Keep reading to find out what that'll look like in *your* classroom.

Join our Simply Loved Facebook community to learn from children's ministry leaders just like you!

 facebook.com/groups/simplylovedteacherslounge



How It Works

Simple Volunteer Roles

You'll need the following volunteers:


Leader: (That's you!) The one person in each teaching space who has looked over the lesson and will direct all activities. The glance-able, structured lessons in this guide allow leaders to spend more time interacting with kids and less time glued to scripts.

Crew Guide: A helper who simply shows up and participates with kids. Crew Guides don't need to be Bible experts—simply people who love Jesus and kids!

A Simple, Flexible Lesson!


Simple Prep for Leaders

Prepare your heart and pray for the kids before each lesson. Plus, check off supplies as you gather them!



Opening Options

Choose from two opening activities—both introduce the day's Bible Point. Each unit creatively uses the same supplies all four weeks. That means you'll need to gather Opening Options supplies only once a month! If you'd like, set up these Opening Options as activity stations in your room. Simply cut apart the cards you'll find in each lesson and place one at each station to guide activity and conversation. Or, do one or both activities with all kids together. You choose!




Sing & Play

Gather kids to sing and discover the Bible Point. Plus, a Bible Memory Buddy connects the Bible verse to kids' everyday lives.



Bible Discovery


We've given you lots of options, but don't skip this part! It's the "meat" of the lesson where kids experience God's greatest gift in an interactive, hands-on way. There's no time to be bored as kids and Connect Crews follow the Leader through a memorable Bible experience. You'll read directly from the Bible throughout the Bible Discovery, so be sure to mark your place ahead of time and choose a kid-friendly translation to read from.





Apply-It Options

Consider your time frame, and take your pick: a game or an activity that lets kids practice Bible skills! Each option applies the Bible Point to everyday kid life.



Friendship Finale

Wrap up your lesson with a gospel-centered Jesus connection, and equip kids to continue faith conversations at home! Plus, affirm kids by name as you give each child a Bible Memory Buddy sticker at the end of each lesson.

A Simple, Flexible Format!

Age-Graded Classrooms

It's simple! You'll need one prepared leader and at least one helper (we call helpers Crew Guides) for each teaching space. We recommend having a media player handy in each space for music and each week's Bible Memory Buddy video.

Age-Graded Classrooms With a Multi-Age Opening

It's simple! Lead the Sing & Play section with all ages together. Set up a media player in your gathering area so that when you're all together, you can sing along with music videos, introduce the Bible Point, and meet the Bible Memory Buddy! Then, disperse to age-graded classrooms for Bible Discovery, Apply-It Options, and the Friendship Finale. You'll need one prepared leader and at least one helper (we call helpers Crew Guides) for each teaching space.

One (big or small) Room With Multi-Age Kids

It's simple! You'll need one prepared leader plus at least one helper (we call helpers Crew Guides). Ideally, you'll have one Crew Guide for every five to eight kids, but it can work with your church's volunteer-to-children ratios. We recommend having a media player handy for music and each week's Bible Memory Buddy video.



Our Strategic Approach

There are “whys” behind every lesson component, and we want to share them with you! Here are the guiding principles behind the creation of Simply Loved Sunday school curriculum.

You may have heard...	But we’ve found...	That’s why...
“It’s hard to recruit volunteers.”	When volunteers need less prep time, have fun, and feel like they’re making a difference, they’ll make serving a priority.	Simply Loved volunteer roles are important, but easy!
“Kids need to be entertained.”	Kids need to be noticed and loved.	Simply Loved lessons are designed to help you listen to kids and get to know them.
“You need a lot of supplies.”	You need only a few supplies used in creative ways.	Simply Loved incorporates minimal supplies each unit but uses them in innovative ways to introduce and apply the day’s lesson.
“We need helpers—any warm body will do.”	Helpers don’t just assist. Even though they don’t need to prep, they serve an important relational purpose and make a big difference in kids’ lives.	Simply Loved helpers have a name and an elevated role: they’re “Crew Guides”! They participate along with the kids, play a meaningful role in lessons, and make a difference by building friendships with kids.
“Kids are rarely able to remember Scripture.”	Creating a visual and emotional connection to Scripture dramatically helps kids remember and understand why the Bible matters in their everyday lives.	Simply Loved incorporates kid-friendly videos featuring Bible Memory Buddies (animals God created) to help them understand Bible truths and trigger Scripture memory. And Bible Memory Buddies help discoveries stick! (wink, wink)
“Teachers are Bible experts.”	Teachers are channels of friendship who help children understand and experience Jesus’ love.	Simply Loved uses human relationships to communicate God’s love in a tangible way. Built-in conversation starters help teachers share their personal stories and their own friendship with Jesus.
“Covering a lot of information is intimidating.”	Reaching children is simple when you focus on one Bible Point.	Simply Loved repeats key Bible Points in different ways so truths sink deep. And it combines the repetition of a Bible Point with an auditory and physical response that will stick with kids long after your lesson ends.
“Success requires getting through the whole lesson.”	You’ll clearly communicate the key Bible Point no matter how far you get.	With Simply Loved, a palette of Bible-Point-supporting options gives you the freedom to choose what works for your kids and your time frame. So no matter how much of the lesson you complete, the Truth from God’s Word shines through.
“Kids’ll get bored if you repeat something they’ve heard before.”	Kids appreciate routine and repetition when it’s done in a fun way.	Simply Loved’s scope and sequence intentionally repeats the Bible verse and Point for four weeks. This strategically cements Bible learning no matter how often kids attend.

Helping Elementary Kids Become Rooted in Faith

As their Leader, you get to show elementary-age children what loving Jesus looks like! And Simply Loved will help. Simply Loved incorporates the following Age-Level Teaching Tips to create a rich environment where elementary kids grow a lasting friendship with Jesus.

Go Deeper

As kids get older, we may be tempted to throw more Bible stories and Bible information at them. But elementary kids don't need more things to learn; they need to dig deeper into the truths they've been introduced to. That's why Simply Loved explores one Bible Point for four weeks and why open-ended questions meet kids right where they are—no matter their grade or prior knowledge of the Bible.

Make It Fun

You know, we often differentiate between “fun” and the “meat” of our lessons. We think that if we incorporate a game or free play, then we're making time for fun. But with Simply Loved, Bible discoveries are as fun as game time, and prayers are as fun as videos!

Keep It Simple

Kids benefit from messages that are short, sweet, and relevant to their everyday lives. That's why Simply Loved Bible lessons center around one short, simple, memorable Bible Point. Repetition cements learning, so repeating Bible truths helps kids remember them when they need it the most.

Build Friendships

Friendship matters to elementary kids. So Simply Loved builds friendships by allowing time for kids to talk and get to know each other. Plus, Simply Loved encourages you to break up into smaller groups called Connect Crews. That way each child is seen and known, and when a question is asked, everyone has a chance to talk and share.

Be Authentic

In order to build real friendships with kids, you need to let them see leaders as real people. That's why, when asking a question, Simply Loved encourages Leaders and Crew Guides to share from their own lives first and model the answer. When *you* go first, you're honestly telling kids about your own struggles and experiences—and even hard-to-reach kids will follow your lead.

Connect to Emotion

God has wired us with emotions, and the Bible is filled with stories of real people who experienced fear, sadness, joy, doubt, fatigue, and confusion. That's why Simply Loved identifies and evokes key emotions each week. Connecting to emotion cements learning and helps elementary kids know that Jesus understands their feelings and is with them, no matter what.

Point Out Kids' Purpose

Kids don't need to wait until they're grown up to fulfill God's purpose for their lives; they can do it right now! That's why Simply Loved intentionally incorporates time each week for Leaders to affirm and encourage kids as they grow closer to Jesus.

Supply Closet Inventory

Elementary—Quarter 2

Have these items handy for some hands-on fun this quarter!

Program Essentials

- ☐ Bibles
- ☐ *Music Video* DVD*
- ☐ *Buddy Video* DVD*
- ☐ Bible Story posters*
- ☐ Bible Memory Buddy posters*
- ☐ Bible Memory Buddy stickers*
- ☐ Take-It-Home Flyers*
- ☐ media player

Art Supplies

- ☐ assorted foam shapes
- ☐ paper
- ☐ pencils or pens
- ☐ glue sticks
- ☐ markers
- ☐ masking tape or painter's tape
- ☐ large index cards
- ☐ brown and blue paper
- ☐ child-safe scissors
- ☐ red washable paint
- ☐ paper towel tubes
- ☐ sticky notes
- ☐ large sheets of paper
- ☐ jars of craft sand
- ☐ white plates
- ☐ small paper plates
- ☐ disposable cups
- ☐ paper towels
- ☐ spoons
- ☐ plastic knives

Toys & Goodies

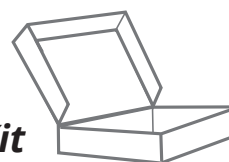
- ☐ several sets of dominoes
- ☐ treats (*optional*)
- ☐ play dough
- ☐ pool noodle
- ☐ crackers (*optional*)
- ☐ bottles of bubble solution with wands
- ☐ ping-pong balls
- ☐ ball
- ☐ spray bottles with water
- ☐ crepe paper rolls
- ☐ party decorations

Odds & Ends

- ☐ box or container
- ☐ baskets
- ☐ empty soda cans
- ☐ water
- ☐ black pepper
- ☐ liquid dish soap
- ☐ dull pennies
- ☐ vinegar
- ☐ salt
- ☐ upbeat music
- ☐ blankets (1 per Crew)



* in your **Simply Loved Kit**



Take-It-Home Flyer Tips


Follow these steps to get Take-It Home Flyers off the ground effectively so they'll cruise on a direct flight home.

1. Follow your Simply Loved Leader Guide. The end of each elementary lesson is strategically written to incorporate these flyers.
2. Read the first page to your whole group of kids first. This is meant to be a quiet prayer time that intentionally connects kids to their friend Jesus.
3. Next, ask the "Talk Starter" question aloud, and give time for kids to discuss and pray in Connect Crews.
4. THEN, *and only then*, distribute Take-It-Home Flyers to kids. If you choose to forgo this strategic order, prepare to have papers whizzing by your head before you're ready for them.
5. Be sure to point out the challenge on the top of the folding instructions page. That'll *really* motivate kids to make sure this page gets home.
6. Be sure to give each helper a copy, too—not to fold for themselves, but so kids can reference the instructions once folding begins.

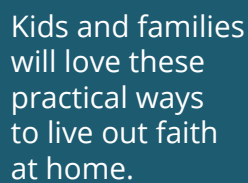
Prepare for takeoff!

Help your ministry to families really take off with these specially crafted Take-It-Home Flyers. After reading each Jesus-centered flyer and talking with their Connect Crews, kids will follow the directions and fold these flyers into 3-D masterpieces!

Once home, they'll transport meaningful opportunities for Jesus-centered family fun.



Cool questions help family members tell stories about their own friendship with Jesus!



Kids and families will love these practical ways to live out faith at home.



After kids make Bible discoveries at church, families can explore more about each lesson's Bible content at home.

Joseph Annoys His Brothers

Joseph's Story
Genesis 37:1-36

Bible Point

God is good no matter what...even when life's unfair.

Purpose

The word *good* has become a little boring. "How are you today?" "Good." "How was practice?" "It was good." Whatever it is, it wasn't bad. It wasn't great—but it was good.

God's goodness is different. In Psalm 86:5, David writes, "O Lord, you are so good." David's statement wasn't a generic response; it was a big statement to encompass the depth of God's unchanging character. Circumstances don't change God's goodness. When life is wonderful, God is good. When life doesn't go as planned, God is still good.

Kids' lives have ups and downs, too. They deal with changing teachers, coaches, houses, and shoe sizes. Elementary kids' sense of justice is so strong—if they're good, they expect good things as a result. But as Joseph's life shows us, that's not always the case. Help kids know and trust God's never-changing goodness.



Prayer

God, you're not just okay; you're constantly, faithfully, and forever good. Thanks for being so good to me and the kids I lead. I love you. In Jesus' name, amen.

Prep


Opening Options	Sing & Play	Bible Discovery & Friendship Finale	Apply-It Options
<input type="checkbox"/> Option Cards* <input type="checkbox"/> <i>Foam Creations:</i> assorted foam shapes, paper, pencils, glue sticks <input type="checkbox"/> <i>Domino Match:</i> several sets of dominoes	<input type="checkbox"/> countdown video* <input type="checkbox"/> <i>Music Video</i> DVD* <input type="checkbox"/> <i>Buddy Video</i> DVD* <input type="checkbox"/> Mack Bible Memory Buddy poster* <input type="checkbox"/> media player <input type="checkbox"/> Bible (bookmark Nahum 1:7)	<input type="checkbox"/> "Joseph Annoys His Brothers" Bible Story poster* <input type="checkbox"/> Mack Bible Memory Buddy stickers* (1 per child) <input type="checkbox"/> Take-It-Home Flyers* (Unit 1, Week 1) (1 per child) <input type="checkbox"/> Bible (bookmark Genesis 37:2, 3-4, 5-11, 23-28) <input type="checkbox"/> paper <input type="checkbox"/> markers <input type="checkbox"/> box or container	<input type="checkbox"/> <i>Explore More:</i> Bibles, empty soda cans (1 per Crew), water (3 ounces per Crew) <input type="checkbox"/> <i>Game:</i> a classroom object, such as a pencil or eraser

* in your **Simply Loved Kit**



Opening Options

Set up one—or both—of these intro activities to start your time together. Each activity connects kids to the Bible Point and to each other. Cut apart these Option Cards, and place one by each activity you choose. Crew Guides will follow the directions and build friendships with kids as they make discoveries together!



Foam Creations

Supplies

- assorted foam shapes, paper, pencils, glue sticks

Design a colorful creation with foam shapes on top of a piece of paper. Glue the shapes in place, then invent a name for your creation and write it on the paper.

- ?** If you could design a new bedroom, what colors would you use?
- ?** If you could design a new bedroom for a family member, what colors would you use?

In our Bible story, we'll hear about a younger brother who received a beautiful gift—which was awesome—but it made his older brothers jealous—which isn't so awesome. Whether things are good or bad, God stays the same. **God is good no matter what!**



Domino Match

Supplies

- several sets of dominoes
- Place dominoes facedown and shuffle them.
- Each player selects 12 dominoes.
- The player with the highest double starts.
- Players take turns adding dominoes with matching numbers of dots.
- Players draw if they don't have a match. If there is no play, they keep the domino.
- The first player to use all dominoes and shout "Domino!" wins.
- If play stops and no one has a match, the game is over; players count the dots on their remaining dominoes, and the lowest number wins.

- ?** Who's in your family? Who do you look or act the most like?

We might not be a perfect match with our family members, but it's good when families stick together. **God is good no matter what.** Through Jesus, we're all part of God's family.

Opening

Now's a great time for Opening Options. Choose one—or both—to introduce today's Bible discoveries.



countdown video (1 minute)

Help kids transition, clean up the activities, and sit with Connect Crews. A Connect Crew is a small group of kids with one Crew Guide.

Sing & Play

Hello! It's always a *good* time to praise our *good* God. Let's start with a song!



"God Is Good" music video

Bible Point

Today we're discovering **God is good no matter what**. Every time you hear the words "**God is good**," pump your fist in the air and shout, "No matter what!" Let's try that together.

- Repeat several times.

When we say **God is good no matter what**, we don't mean that God's just okay. God's goodness is different from how you'd describe how your breakfast tasted or how you did on your spelling test. God's goodness is huge! It's what we hold on to when times get tough. **God is good** (*no matter what!*). Let's celebrate God's goodness with a song.

Repetition cements learning, so be sure to say today's Bible Point A LOT. Have fun with it! Kids will love listening for it and responding with "...no matter what!"



"God Is for Me" music video

Supplies

- Bible
- media player
- *Music Video* DVD
 - "God Is Good" music video
 - "Doxology" music video
 - "Good in Every Way" music video
- *Buddy Video* DVD
 - Mack Bible Memory Buddy video (Week 1)
- Mack Bible Memory Buddy poster





Bible Memory Buddy & Verse

Let's meet our Bible Memory Buddy. It's Mack the rhino! Show the Bible Memory Buddy poster. How much do you know about rhinos? Let's find out with a This-or-That Challenge! You'll hear two fun facts about rhinos. It's up to you to decide which is true—this fact or that!

- ❓ What does the word *rhinoceros* mean? Is it "thick skin" or "nose horn"?
 - Have everyone point to the skin on their arm to vote for *this* (thick skin) or their nose to vote for *that* (nose horn).
 - Make a drumroll sound by patting your thighs or the floor.
 - Dramatically give the answer: **Rhinoceros means "nose horn"!**
- Have everyone play imaginary trumpets for a few moments to celebrate.
- Watch the Bible Memory Buddy video to meet Mack.



Mack Bible Memory Buddy video (Week 1)



Show the Bible. **The Bible is God's true story of love! It's one big book that's filled with a bunch of little books. Our Bible Memory Verse is Nahum 1:7. Let's say the verse together. I'll say a line, and then you repeat after me.**

"The Lord is good, (*put hands over heart*)
a strong refuge (*place hands over head to make a roof*)
when trouble comes." (*hand over brow, peering into distance*)
 (Nahum 1:7)

A refuge is a safe place. When it's raining during a baseball game, you find refuge in the dugout. Or when it's really cold outside, you find refuge in a warm house. God is our refuge. He's our go-to friend when trouble comes. God is good (*no matter what!*). So we don't need to worry about a thing. Let's sing about that!



"Won't Worry 'Bout a Thing" music video

Bible Discovery

Circle Up & Connect

Let's circle up and spend a little time simply getting to know each other in smaller groups called **Connect Crews**.

- Arrange kids into Connect Crews with one helper—or Crew Guide—per group.
 - Invite kids to sit in knee-to-knee circles with their Connect Crews.
 - Have kids give their Crew Guides and each other high-fives.
 - Have kids take turns saying their names and answering this question. Crew Guides go first.
- ❓ **Tell about a good dream you've had.**

Experience the Bible Story

Let's explore God's Word together. It's packed with amazing stories that tell us about God and his plan to get rid of the sin that's messed up the perfect world he created. God's plan included a special family—the Israelites. Abraham was the great-granddad of this family. He had a son named Isaac, who had a son named Jacob. Jacob had 12 sons—and one of those sons is the star of our story today: Joseph!

Imagine having 11 brothers and some sisters, too. That was Joseph's family. You might be thinking that it's hard enough to have one or two brothers or sisters. Some of you may not have siblings, but you may have cousins or other kids around your family.

I'm curious; what's the hardest part about having other kids in your family?
Welcome a few responses from the whole group.

Thanks for sharing. Things aren't always fair in families. Sometimes you have to clean up messes you didn't make. Or you have to wait to eat dinner until your brother's done with soccer practice. Or your parents miss seeing your ballet recital because your little sister had a meltdown in the audience. Sigh. Not fair.

Well, there are two sides to every story. So let's take a look at this story from Joseph's point of view *and* from his brothers' perspective.

Separate the class into two groups: the "Joes" and the "Bros." Have the Joes sit together on one side of the room, and have the Bros sit together on the other side.

Let's read the first part of the story. It's found in Genesis 37.



Read aloud Genesis 37:2.

Let's start with the brothers. They're mad because Joseph tattled on them. Bros, point at the Joes and say "Tattletale!" Pause. It's not fair when someone blabs about you behind your back.

Supplies

- Bible
- "Joseph Annoys His Brothers" Bible Story poster
- paper
- markers
- box or container

We call helpers **Crew Guides**. If you lead a small class, you can be the Crew Guide. Simply circle up with the kids. If you have helpers, form smaller groups so each child can be known—and so kids can befriend your helpers, too!

Keep your Sundays simple—and your kids delighted—with Simply Loved.

This Elementary Leader Guide provides a step-by-step, simple-to-follow plan for Simply Loved Quarter 2 lessons. Featuring memorable, hands-on, friendship-focused activities, each lesson easily adapts to your unique Sunday school format while guiding kids on a foundational, Jesus-centered journey through God's story of love.

This quarter's Bible discoveries:

Unit/Week	Unit Theme	Lesson Theme
Unit 1/Week 1	Joseph's Story	Joseph Annoys His Brothers (Genesis 37:1-36) Focus: God is good no matter what...even when life is unfair.
Unit 1/Week 2		Joseph Goes to Jail (Genesis 39) Focus: God is good no matter what...and can turn bad into good.
Unit 1/Week 3		God Helps Joseph Interpret Dreams (Genesis 40-41) Focus: God is good no matter what...and will help us.
Unit 1/Week 4		Joseph Forgives His Brothers (Genesis 42-45) Focus: God is good no matter what...and has a plan for us.
Unit/Week	Unit Theme	Lesson Theme
Unit 2/Week 1	The Exodus	Moses Is Rescued by Pharaoh's Daughter (Exodus 2:1-10) Focus: God takes care of us...so we care for others.
Unit 2/Week 2		Moses Talks to God at a Burning Bush (Exodus 2:23-4:17) Focus: God takes care of us...even when we feel like we're not good enough.
Unit 2/Week 3		God Spares the Israelites at Passover (Exodus 11-12:42) Focus: God takes care of us...when we need rescuing.
Unit 2/Week 4		The Israelites Cross the Red Sea (Exodus 14) Focus: God takes care of us...and always makes a way for us.
Unit/Week	Unit Theme	Lesson Theme
Unit 3/Week 1	Never Fear, Jesus Is Here!	Jesus Is Born (Luke 2:1-20) Focus: Jesus rescues us...in unexpected ways.
Unit 3/Week 2		Jesus Calms a Storm (Mark 4:35-41) Focus: Jesus rescues us...through God's power.
Unit 3/Week 3		Jesus Forgives the Thief on the Cross (Luke 23:32-49) Focus: Jesus rescues us...even when we don't deserve it.
Unit 3/Week 4		Jesus Comes Back to Life (Luke 24:1-12; 36-49) Focus: Jesus rescues us...and fills us with joy!

 Join the Simply Loved Facebook community and learn from children's ministry leaders just like you! facebook.com/groups/simplylovedteacherslounge



THIS IS A SAMPLE

The number of pages is limited.

Purchase the item for the complete version.

