

2 Leader
Manuals
in 1!

Sing & Play Peak and Compass Closing

Leader Manual

Group resources really work!

This Group resource incorporates our R.E.A.L. approach to ministry. It reinforces a growing friendship with Jesus, encourages long-term learning, and results in life transformation, because it's:



Relational

Person-to-person interaction enhances spiritual growth and builds Christian friendships.

Experiential

What we experience through action and discussion sticks with us up to 9 times longer than what we simply hear or read.

Applicable

The aim of ministry is to equip people to be both hearers and doers of God's Word.

Lifelong

Experiences transform the heart, moving faith beyond the walls of church and into everyday life for years to come.

Sing & Play Peak and Compass Closing Leader Manual

Copyright © 2025 Group Publishing, Inc./0000 0001 0362 4853

All rights reserved. No part of this book may be reproduced in any manner whatsoever without prior written permission from the publisher, except where noted in the text and in the case of brief quotations embodied in critical articles and reviews. For permission information, go to group.com/permissions.

Visit our websites:

group.com

group.com/TrueNorth

Thanks to our talented team for all they do to point kids to Jesus! Laura Baldwin-Stout, Jody Broelsma, Stephen Caine, Lyndsay Gerwing, Charity Kauffman, Micaiah Lee, Laycie McClain, Mike Porter, Joani Schultz, Elisa Snell, Rodney Stewart, and Ali Thompson

Scripture quotations are taken from the *Holy Bible*, New Living Translation, copyright © 1996, 2004, 2015 by Tyndale House Foundation. Used by permission of Tyndale House Publishers, Inc., Carol Stream, Illinois 60188. All rights reserved.

ISBN 978-1-4707-7750-0

Printed in the United States of America.

10 9 8 7 6 5 4 3 2 1

27 26 25



Thanks for joining the team!

True north is a fixed point on Earth's globe. Unlike magnetic north, *true north* is unmoving, unchanging, reliable, resolute.

If you're reading this manual, chances are that *Jesus* is your true north. You've trusted him to be a faithful friend when life's journey got lonely.

You've relied on his unchanging love through life's ups and downs. You've turned to Jesus' comforting words of hope when the world felt cold and dark.

And you want to share *all* of that with kids in your community!

Like you, we love Jesus, and we love kids. We know that kids today may find their world untamed and wild. We understand that kids' source of truth may shift, depending on the latest news headline, trend, or social media influencer. We long for kids to boldly step out in faith, knowing that Jesus always points them in the right direction. He is *their* true north. Now...and for eternity!

That's why we're so glad you've joined this adventure! Think of our team as trail guides, going ahead to make sure the terrain is smooth and the trail is well-marked. We've tested these activities with kids, so you can make the most of every minute you have. And we're praying that God's vast love amazes and astounds you as you lead kids into the wonder of a friendship with Jesus.

It's hard to find your way in a world gone wild.

But we have Jesus—our true north!

Together, let's give kids a rock-solid foundation and point them to Jesus, their unmovable, unshakable friend forever.

Contents

Thanks for joining the team!	1
God Sightings®	5
Day 1 Bible Background & Overview	6
Scout Rivers Skit	8
Sing & Play Peak	10
Compass Closing	17
Day 2 Bible Background & Overview	22
Scout Rivers Skit	24
Sing & Play Peak	26
Compass Closing	31
Day 3 Bible Background & Overview	35
Scout Rivers Skit	37
Sing & Play Peak	39
Compass Closing	43
Day 4 Bible Background & Overview	48
Scout Rivers Skit	50
Sing & Play Peak	52
Compass Closing	55
Day 5 Bible Background & Overview	60
Scout Rivers Skit	62
Sing & Play Peak	64
Compass Closing	69
True North Media Outline	74
Song Lyrics	76
“Let’s Trust in Jesus” (theme song)	
“This Is the Day (Psalm 118:24)”	
“Tis So Sweet to Trust in Jesus”	
“Hey, Hey, Hey”	
“Power Shuffle”	
“My God Is Powerful”	
“My Hope Is in the Lord”	
“Come to Me”	
“Help Me, Jesus (Hebrews 13:6b)”	




Before True North



Pray for everyone who will attend True North.

Ask God to prepare your heart and the hearts of the kids and leaders who will be part of VBS.




Plan for God Sightings!

Sing & Play Peak is where kids create an interactive display to celebrate God Sightings. See page 5 to learn how you'll celebrate God Sightings during VBS.



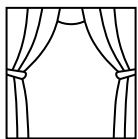
Learn the songs and motions.

Use the Sing & Play Peak Music CD, DVD, and pages 77-87 in this manual. Be familiar with all the songs and motions so you can teach them with ease.



Create a VIP seating area.

Parents, grandparents, and babysitters are invited to come to each day's closing. These VIPs can sit in the designated area and enjoy each day's show!




Work with the VBS Director to select a room.

Everyone comes together for Sing & Play Peak and Compass Closing, so you'll need a large room, such as a sanctuary or fellowship hall. The song motions have been designed to work for children in pews or rows.



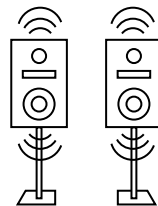
Work with the VBS Director to recruit teenage assistants.

Middle school or high school helpers will be invaluable to your success! Prior to each day, review the schedule so they'll know when to help lead singing, assist with media needs, or hold props for you.



Help decorate the room.

You'll find plenty of great, easy-to-use decorating items in the True North catalog or at group.com/TrueNorth. Watch the Decorating Places: True North video, and then get the step-by-step instructions at group.com/vbsTools. Work with your VBS Director to determine who will create a Crew sign for each Crew.



Use a sound system to play the music.

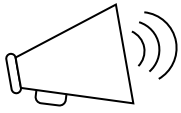
Be sure the music will be loud enough for everyone to hear. Give the Media Outline (pp. 74-75) to an assistant who can cue up all the songs, images, and videos.



Practice with the microphone.

Learn how to turn it on, how to replace batteries, and how to clip it to your shirt or remove it from the stand. A microphone ensures that everyone can hear you.

During True North




Use an attention-getting signal.

Attention-getting signals let kids know when it's time to stop what they're doing and look at you. Use the Wilderness Whistle (available at group.com) or another signal of your choice.



Repeat the daily Bible Point often.

Every activity focuses on one memorable Bible truth called the Bible Point. Repeating the Bible Point helps kids remember it and apply it to their lives after VBS. Each time kids hear the day's Bible Point, they'll help finish the Point by making the sign for "trust" and saying, "trust Jesus!"



Call on kids' Crew roles.

Every day, kids choose one of five jobs: Guide, Kit Carrier, Prayer Person, Schedule Supervisor, or Thank You-er! Kids love when those jobs get called on!




Let kids help lead the singing.

Invite kids—whoever wants to—come up front and sing. It's great having children lead each other in worship. The focus isn't on just one leader who is on stage.



Get Crew Leaders involved!

Guide Crew Leaders to participate right along with kids. When Crew Leaders listen, get involved, and have fun, kids do too!



Be brief as you teach song motions!

Quickly go over song motions, or call them out just before kids should begin doing them. Let the motions be a fun part of worship, not the main emphasis. Kids can follow along with the Sing & Play Peak DVD, too.



Decide if you'll use the Scout Rivers skits in your program.

We've intentionally kept the skits simple so they're easy for churches of all sizes to put on. However, some VBS directors love to do more elaborate productions. Go for it! Just remember to keep the humor *simple* and follow a basic storyline that gives a taste of what kids will experience each day at VBS. And be *sure* to practice ahead of time! You may even ask your Director or other helpers to sit in the audience during your rehearsals to be sure kids will be able to hear and see the action. Remember, kids respond best to big, over-the-top, *physical* humor—not "word" humor (as adults do). Keep the skits short, high energy, and easy to follow.

If you want to do the skits but can't round up a hammy volunteer to play Scout, we've got you covered! The True North Skits DVD features all five skits. All you need to do is fire up the DVD player and projector. (The True North Skits DVD is available at group.com.)

Trekking Through the Legal Stuff

- When you purchase a Sing & Play Peak Music CD, download, or DVD, Group grants you permission to use the audio recordings, music videos, and lyrics included to conduct an **in-person event/program** for your church or organization.
- **You do not have permission to post or share the music or media online**, but you can use the media in a live-streamed church service related to your VBS, such as a VBS kickoff or wrap-up church service.
- Unauthorized copying, public performance, and online use of the songs/videos/lyrics is prohibited by law. It is also unlawful to upload the songs/videos/lyrics, or your own recording of the song/video/lyrics, to public facing websites such as YouTube, Facebook, Vimeo, and so on.
- Making your own copies of the songs/videos—even to use at your church—is against the law, which is a fact many people don't know.

Thanks for demonstrating integrity to the people you serve in how you use this ministry resource.


God Sightings®

God hasn't retired, you know. He's as busy now as he's ever been. But until you see that with your own eyes, it's tough to have a vibrant faith. God can seem distant or impersonal. God is active in our everyday lives—and we can learn to look. We can make it a habit to keep an eye out for the daily overwhelming evidence that God is doing great things all around us.

At True North, you'll encourage kids and adults to look for God Sightings—everyday clues that God is present, passionate, and powerful. A God Sighting is simply an acknowledgment that God has done something. It's giving God credit where credit is due. It's developing a God-focused view and a grateful heart. Kids and adults will discover that they can see God in things like Scripture, people, circumstances, and nature.

As participants—even preschoolers—make God Sightings part of everyday life, their faith will grow. Why? Because they'll actually see God at work—not because he's suddenly shown up but because they finally have eyes to see...and at last, they're looking. Here's how you'll make God Sightings part of VBS.

- **Set the stage.** Somewhere in your Sing & Play Peak area, designate the God Sightings Celebration Spot. This is simply a wall or even a section of your main stage. Create a banner by cutting the God Sightings Poster (featuring Psalm 96:12-13) in half, lengthwise. Hang up the banner. Set out a few rolls of tape so Crew Leaders can quickly tape their trees to the wall when the time comes.
- **Share God Sightings.** Kids learn about God Sightings at Compass Closing on Day 1. Then beginning on Day 2 at Sing & Play Peak, Crews will huddle together to share ways they've seen God at work. As kids share about amazing things they've seen in nature or ways they've felt or experienced God's love, they'll leave each day with very real ways God showed up at VBS.
- **Record God Sightings.** Each Crew will have a marker and a God Sightings Tree in its Crew bag. (Connect with your VBS Director to see who will be responsible for putting a new tree in each Crew bag every day.) As kids share, Crew Leaders will write words or phrases (or even draw pictures) of what kids share.
- **Celebrate God Sightings.** After Crews share and record God Sightings, Crew Leaders come to the God Sightings Celebration Spot as everyone sings "This Is the Day (Psalm 118:24)." There, they'll tape the trees to the wall.
- **Watch for God.** During Compass Closing, elementary kids will receive Watch for God Wristbands that they'll wear all week. (Preschoolers receive their wristbands in Closing Circle.) These wristbands remind kids to keep their eyes open for things God is doing all around them.



DAY 1:

When we wonder, we can trust Jesus.

Bible Story: John prepares the way and baptizes Jesus. (Matthew 3; 11:1-6)

Bible Verse: “Anyone who listens to my teaching and follows it is wise.” (Matthew 7:24)

Sing & Play Peak

- Learn the Day 1 Bible Point and verse, and meet Bible Memory Buddy Ponder.
- Sing True North songs.
- Meet Scout Rivers, an explorer who has lots of questions about the wilderness.



Wild Bible Adventures

Consider people's wonderings about Jesus, then act out the surprising thing that happened when John baptized Jesus!



Tundra Treats



A (Northern)
Light Snack



Blizzard in a Cup

Sticky Scripture

Play “Wilderness Wise” as they explore Matthew 7:24 and discover what it means to have wisdom.



Imagination Station

Investigate with magnets, then craft a compass to discover what it means to trust Jesus—he always points us in the right direction!



Compass Closing

See how we can trust Jesus to stand strong, even when people try to “poke holes” in our faith.



Glacier Games



Goals for Good



Water Way



Fish, Wolf, Bear



At **True North**, the daily Bible Point is carefully integrated into each station's activities for unforgettable Bible learning. See how your station reinforces today's Bible Point.


When we wonder, we can trust Jesus.

Bible Verse: “Anyone who listens to my teaching and follows it is wise.” (Matthew 7:24)

Bible Story: John prepares the way and baptizes Jesus. (Matthew 3; 11:1-6)

Jesus’ cousin John came with unconventional clothes, a pauper’s diet, and a bold message: “Repent, for the Kingdom of Heaven is near.” Meaning? Jesus—the Messiah and fulfillment of God’s kingdom on earth—is *here!* John proclaimed Jesus’ power and authority. He resisted the very idea of baptizing Jesus, the one who would baptize with fire and the Holy Spirit! While John adamantly proclaimed Christ, even he had questions about Jesus. From prison, John sent a message to Jesus, asking, “Are you the Messiah we’ve been expecting, or should we keep looking for someone else?” John’s circumstances may have caused him to wonder if (and when) Jesus might take political action. Scholars ponder if John may have assumed the Messiah would be the one to rescue God’s people from Roman rule—as many Jews of the time anticipated. However, Jesus had a greater mission than anyone could comprehend. He came to save *the world* from sin. Such love and compassion go beyond anything we can understand or imagine!

Kids’ curiosity can be intimidating—and a bit wearying. They have so many questions, many of which we simply can’t answer. And when it comes to questions about Jesus, God, or the Bible, adults can *really* feel overwhelmed and underprepared. But we don’t have to have all the answers! Sometimes our wonderings can lead to true wonder, as we discover the mystery and marvel of God. Today, celebrate curiosity and questions. Point kids to Jesus, a trustworthy and true friend who will guide us as we seek to know and understand him better.



Pointing to Jesus

People (even John the Baptist) wondered about Jesus. This passage can encourage kids that it’s okay to ask questions about Jesus—he will always help us find the truth.

Scout Rivers Skit

Bible Point: When we wonder, we can trust Jesus.



Props & Prep:

- Bible
- oversized camping backpack
- costume consisting of hiking clothes, watch, binoculars, and a hat
- lightweight sandals
- hefty book you've re-covered to read "Guidebook"



Leader is on stage when Scout strides in confidently.

Leader: So there's something important I need to remind all of you about—
(Notices Scout coming in.)

Scout: (Pointing at different parts of the set and referencing the guidebook.) That mountain is 14,238 feet tall. That lake averages 68 degrees Fahrenheit in summer. I am 2.6 miles down a hiking path that is 7.1 miles long.

Leader: Hi! Welcome to True North!

Scout: (Consults the guidebook closely, then inspects the Leader.) Hmm, you're not in my book.

Leader: Well, then I'll introduce myself! I'm [name]. (Extends hand to shake hands.)

Scout: (Shakes hands with Leader.) Scout. Scout Rivers, hiker extraordinaire, north-knower of renown.

Leader: Wow! That's impressive! How long have you been hiking?

Scout: (Looks at watch.) Oh, about three hours now.

Leader: No, I mean, how long have you been a "hiker extraordinaire"?

Scout: Oh. (Pauses, counting on fingers, then nods.) About three hours now.

Leader: Got it, so you're pretty new to the wilderness.

Scout: Well, I guess that's true. But I know so much already! (Opens the guidebook.) That tree, for instance, is a quaking aspen tree. See, this guidebook has all the answers to everything I could wonder about! (Stands there confidently for a few seconds holding the guidebook aloft, but then starts to whimper, then cry, then falls to knees.) But I have so many questions! I'll never learn everything in here!

Leader: *(Puts a reassuring hand on Scout's shoulder.)* You're shaking like a quaking aspen! What kind of questions are bothering you?

Scout: Well, *(sniffs)* like, what if I meet a big, hungry bear? *(Makes over-the-top bear growling noises.)* Or what if the path splits *(moves arms apart)* and I have to decide which way to go? *(Looks back and forth wildly through the binoculars.)* And what if... *(building tension and desperation)* what if at the end of the path there's no Wi-Fi and I can't watch my favorite show?

Leader: Well, those *are* some...interesting questions. A couple of them are actually pretty important—

Scout: *(Interrupts)* The Wi-Fi one—I know!

Leader: And it's perfectly okay to have questions. That's a great way to learn. *(Holds up a Bible.)* You know, we have a guidebook too! It's called the Bible. It's all about the most important person in the world: Jesus. And just like your guidebook answers your questions about this outdoor stuff, the Bible guides us when we wonder about Jesus.

Scout: They both *are* pretty big books...

Leader: You know, the cool thing about Jesus is he doesn't expect us to have everything all figured out. I've been a friend of Jesus for a long time, and I *still* need to check my guidebook *(holds up the Bible)* for the answers sometimes. When we wonder, we can trust Jesus. Jesus has given us great leaders and friends who can help answer our questions this week.

Scout: So it's okay if I don't know everything about the outdoors...or about the Bible?

Leader: If there are two people I can think of who love to answer questions, it's park rangers and church leaders!

Scout: All these things I don't know, all these questions—does that mean I'm a bad hiker?

Leader: No! *(Looks down at Scout's feet.)* But wearing those sandals might make you a bad hiker.

Scout lifts a foot high to inspect a sandal and almost falls over. Leader catches Scout.

Leader: Scout, there's nothing wrong with having questions. True North is a great place to get answers to some of our questions about Jesus!

Scout: *(Perks up considerably.)* Sounds like a big adventure!

Leader: Definitely! You should come back tomorrow and explore with us!

Scout: *(Stands up straight, hands on hips.)* You bet I will! And I won't be afraid to ask questions. In fact, here's my first question!

Leader: *(Mimicks Scout's pose.)* What's that, my new friend?

Scout: Do you know where I can trade in these sandals for some hiking boots?

Scout exits.

Day 1 Sing & Play Peak

Supplies You'll Need Every Day...



Wilderness Whistle*
attention-getter



Bible



Sing & Play Peak Music
Leader Version CD or
download*



Sing & Play Peak Music DVD*


• media/DVD player

• screen to watch Buddy Intro
videos



microphone/sound system

Bible Point Posters*



Day 1 Supplies:



Day 1 Bible Point Poster*



Inflatable Earth Globe*

• Day 1 Scout Rivers Skit script
and props (optional)

copies of "Who's Who on the
Crew" handout from p. 15
(1 per Crew)

Who's Who on the Crew

Jobs	Duties
Guide	...chooses action ideas for traveling through VBS, such as swimming, crab walking, or taking giant steps.
Kit Carrier	...distributes and collects supplies and helps carry the Crew's bag.
Prayer Person	...leads or opens prayer times.
Schedule Supervisor	...helps monitor the daily schedule to let the Crew know what's coming next.
Thank You-er	...leads the Crew in thanking Station Leaders each day.

*available from group.com or
your Group VBS supplier

Prepare to Hit the Trail

- Preschoolers won't participate in Sing & Play Peak on Day 1, but be sure to save a spot for preschool Crews near the front when they join you on Days 2–5. Preschoolers love to dance and sing, and being right up front not only focuses their attention but also allows them to better see and learn the motions to the songs.
- Put a copy of the "Who's Who on the Crew" handout near each Crew sign. This handout is also in the Crew Leader Guide (found on the Clip Art & Resources CD) as well as on the back of name badges purchased from Group Publishing or your Group VBS supplier.
- Review the day with your teenage assistants so they know when to help lead singing and assist with media needs.
- Mark your Bible at Matthew 7:24.
- Use spray adhesive to mount the Bible Point Posters on foam core to make them easier for children to hold up. The posters will last throughout the week, and your church can use them as room decorations during the year to remind kids of these relevant and applicable Bible truths!

COMPASS CLUE

On Day 1 only, preschoolers will go straight to Juneau's Puppy Playhouse instead of attending Sing & Play Peak. On the first day of a busy week, younger children will benefit from orientation time with their leaders.

Guide

...chooses action ideas for traveling through VBS (such as bear crawling or crab walking).

1 2 3
4 5

Kit Carrier

...distributes and collects supplies and helps carry the Crew's bag.

1 2 3
4 5

Prayer Person

...leads or opens prayer times.

1 2 3
4 5

Schedule Supervisor

...helps monitor the daily schedule to let the Crew know what's coming next.

1 2 3 4 5

Thank You-er

...leads the Crew in thanking Station Leaders each day.

1 2 3 4 5

133/035

- Set the Day 1 Bible Point Poster up front.
- Thirty minutes before True North is scheduled to start, begin playing the Sing & Play Peak Music. This will create a fun and inviting atmosphere as the kids and Crew Leaders enter your area for the first time. (You can even start teaching the motions to “early arrivers.”)
- Five minutes before True North is scheduled to start, gather with your Crew Leaders for a huddle and a prayer.



Welcome Crews

SAY Welcome to True North! My name is [name], and I’m excited to be exploring this amazing place with you. We’ll start every day here at Sing & Play Peak.

Point to your set.

We’re imagining what it would be like to be in a place called Alaska. It’s way up north on our planet—almost to the North Pole! Talk about a wild place—wow! Point to your logo, either onscreen or on a poster.

But what’s true north? I mean, does that mean there’s a fake north? Bring out the Inflatable Earth Globe. This might help. If you use a compass or even GPS on a phone, it’ll point you toward magnetic north—kind of generally up north. Cover the top of the Inflatable Earth Globe with your palm.

And magnetic north can change depending on...well, a lot of things. But true north is an actual point that doesn’t ever move. Put your fingertip on the top of the Inflatable Earth Globe. True north stays put. It’s trustworthy and never ever changes. That makes me wonder something!

ASK Who is a person you trust? Why? Give your own brief answer.

SAY In your Crew, turn so you can see each person. Now let each person answer that question. Say the name of a friend or family member you trust and tell why. You have one minute.



Track 1


Play “Let’s Trust in Jesus” while Crews talk for a minute. Then turn off the music.

I want to hear some of your answers. Take the microphone around and let a few willing kids share their responses. Be sure to let kids speak into the microphone, or repeat what they say so others can hear.

We all need people in our lives who we trust. Point to your set. Especially if we were going on a journey through this wilderness! I’d sure want someone who knew the way showing me what to do—or not do.

FIELD TEST FINDING

We meet five minutes before VBS begins, oftentimes in the front of the Sing & Play area. Kids are welcome to join, and they get to see that Crew Leaders and staff are praying for them. It’s quick and easy, and it makes prayer an important part of our morning.



FIELD TEST FINDING

The Northern Wilderness Fabric Wall Hanging did an amazing job of conveying the setting and giving kids plenty to look at—and talk about! The Alaskan theme is so exciting and full of God’s creation. Kids loved checking out a set filled with moose, eagles, and bears!

SAY As you and I explore this rugged and beautiful place, we'll discover that we all have someone we can trust—God's Son, Jesus! Let's sing about how cool it is that we can trust Jesus.



Track 1

Lead everyone in singing "Let's Trust in Jesus." Words are on page 77. Call out the words and motions before you sing and do them. Then have kids sit down.

Talk About "Wild"

Motion to your set.

SAY Alaska is almost completely uninhabited by people. In fact, people only live on $\frac{1}{20}$ of the land. Let's see what that looks like. Imagine everyone sitting here represents all the land in Alaska. Ask approximately $\frac{1}{20}$ of your kids to stand up. (So if you have 100 kids, only five would stand.) That's how much of the land people live on. The rest of the land is wild—filled with trees and mountains and bears and fish and moose...well, you get the idea. Let your standers sit down.

Wildlife is wonderful!

ASK Call out some wild things up on our set that you think are pretty cool. Let kids call out their responses. Repeat them into the microphone so all can hear.

Now call out some of these wild things that might make you a little nervous if you faced them. Take responses, repeating them into the microphone.

SAY Sometimes *life* can feel big, scary, wild, or out of our control. Maybe you hear upsetting things in the news. Or your parents fight. Or you have to move and wonder if you'll make new friends.

Those things can make life feel uncertain. That's why we need Jesus! He's a friend we can always trust. He never changes or leaves us. He's always there for us, no matter what. When life feels wild, we can trust that Jesus is rock-solid!

Learn Today's Bible Point

SAY Each day we'll learn a Bible Point. That's an important truth from the Bible to remember. Today we'll explore what it means that when we wonder, we can trust Jesus. That's our Bible Point, but I need your help with it. Today whenever you hear someone say, "When we wonder, we can..." (pause) you'll help finish the sentence by saying, "trust Jesus!" And as you say that, you'll make the sign for "trust." It's like you're pulling on a rope. If I was climbing one of these big mountains, I'd sure want a strong rope I could trust! Demonstrate action.



Trust Jesus!

Practice saying the Bible Point a few times with the Crews responding.

SAY *Wondering means we have questions...and we all have questions! That's okay! But sometimes our wonderings can make life feel uncertain. Try this with me.*

As I call out questions, if that's a question you wonder about, pop up and then sit down. This will go fast, so be listening!

Read the following list, allowing kids to quickly pop up and sit back down. Go quickly!

- Why did God make mosquitoes?
- Why do my parents have so many rules?
- When will the world have peace?
- Who made God?
- Why do bad things happen in our world?
- What will I be when I grow up?
- Will my dog be in heaven?
- Do I have to like everybody?
- Why are people so mean sometimes?
- How does God hear everyone all at once?

Let kids sit down.

SAY *When we started, everyone was sitting down and peaceful. Everything was smooth and calm.*

ASK *How would you describe our room as I asked the questions?*
Let kids call out responses. Repeat them into the microphone.

SAY *Questions can do that to our hearts. We feel [some of the words kids just shared]. But when we wonder, we can... (trust Jesus!) Take a deep breath in (take a breath in) and let it out (let out your breath). We can rest in Jesus. Make the sign for "trust." We can hold on to him when our hearts feel jumpy or worried with wonderings.*

Jesus is right with you, a lot like the friends in your Crew. Turn to the people in your Crew, and give each one a high-five. As you do, say your name and listen for your Crew friends' names.

Pause while kids give high-fives and introduce themselves. Sound the Wilderness Whistle to get kids' attention.

It's good to have friends beside you—especially when we have questions or life feels a little wild. Sometimes our questions make us feel like things are out of control.

Introduce the Bible Verse

Hold up your Bible.


SAY God gave us Jesus to help us in this wild world. And he also gave us his Word—the Bible! There’s a verse from the Bible book of Matthew, chapter 7, verse 24 that says this: “Anyone who listens to my teaching and follows it is wise.” We sure need to be wise when we wonder! The Bible helps us find answers and reminds us to trust in Jesus. Let’s sing about how sweet it is to trust our friend Jesus.

 Lead everyone in singing “Tis So Sweet to Trust in Jesus.” Words are on page 79.



Meet Bible Memory Buddy® Ponder

SAY All week long we’ll get to know surprising Bible Memory Buddies who will help us remember our Bible Points. All our Buddies are animals God created—things you might see if you went to Alaska. How cool is that? Let’s take a look!

 Play the “Day 1 Buddy Intro” from the Sing & Play Peak Music DVD.

Ask a volunteer to hold the Bible Point Poster featuring Ponder.

When you see Ponder, remember when we wonder, we can... (trust Jesus!)

Choose Crew Jobs

SAY At True North, each Crew member has an important job. The jobs are Thank You-er, Prayer Person, Kit Carrier, Guide, and Schedule Supervisor.

Have Crew Leaders get the “Who’s Who on the Crew” handout.

Crew Leaders, go over the job descriptions, and have your Crew members decide who will do each job. The jobs are listed on the back of your name badges, too. A person can have a different job each day or the same job for the entire week. You’ll have one minute to choose.

Allow a minute for kids to choose their jobs. When it looks like everyone has finished, sound the Wilderness Whistle.

You all have important jobs now! The fun and excitement you bring to these jobs will help us find fun and friendship this week!

Make announcements, remind Crews which groups they’re in, and ask a Prayer Person to pray.

Play the Sing & Play Peak Music as Crews exit.

Who’s Who on the Crew	
Jobs	Duties
Guide	chooses action ideas for traveling through VBS, such as swimming, crab walking, or taking giant steps.
Kit Carrier	distributes and collects supplies and helps carry the Crew’s bag.
Prayer Person	leads or opens prayer times.
Schedule Supervisor	helps monitor the daily schedule to let the Crew know what’s coming next.
Thank You-er	leads the Crew in thanking Station Leaders each day.

Permission to photocopy this page for personal use only. © 2005 Group Publishing, Inc., Lakeside, CO. All rights reserved.

Who's Who on the Crew

Jobs	Duties
Guide	chooses action ideas for traveling through VBS, such as swimming, crab walking, or taking giant steps.
Kit Carrier	distributes and collects supplies and helps carry the Crew's bag.
Prayer Person	leads or opens prayer times.
Schedule Supervisor	helps monitor the daily schedule to let the Crew know what's coming next.
Thank You-er	leads the Crew in thanking Station Leaders each day.



Day 1 Compass Closing

Supplies You'll Need Every Day...



Day 1 Supplies:



*available from group.com or your Group VBS supplier

Prepare to Hit the Trail

- See if the Spotlight VBS Leader has the Spotlight slideshow ready to go.
- Review the day with your teenage assistants so they know when to help lead singing and assist with media needs.
- Prepare a resealable plastic bag of Watch for God Wristbands for each Crew. Put six wristbands into each bag. Set a bag next to each Crew sign.
- Inflate and tie off the balloon.
- Fill a gallon-size resealable plastic bag with water and seal it tightly. Set it in a bucket or bin with a towel until you're ready.
- Practice the "Try Poking Holes in Your Faith" experiment with your VBS Director or a volunteer. You can see this experiment in action at group.com/vbsTools.
- Several minutes before Compass Closing is scheduled to start, begin playing the Sing & Play Peak Music. This will create a fun and inviting atmosphere as Crews enter your area.

FIELD TEST FINDING

We used Hefty brand zipper-style freezer bags for the "Try Poking Holes in Your Faith" experiment. We also tried using round, colorful pencils but discovered they didn't work well—and the bag leaked! Oops! Regular, six-sided yellow school pencils work great!

Welcome Crews



Track 1

Lead everyone in singing “Let’s Trust in Jesus.” Words are on page 77. Briefly review the motions before you begin.

SAY

Welcome to our very first Compass Closing! I’m [name], and this is where we’ll wrap up our True North day with songs, smiles, and surprises!

Watch the Spotlight Show

SAY

Each day at Compass Closing, we watch a Spotlight VBS show featuring some of you and the discoveries you’ve made today. You’ll get to see your faces on the screen sometime throughout the amazing, adventurous week. I wonder who we’ll see today! Let’s find out!



Play the Spotlight VBS show that was prepared during the day. Then give a rousing round of applause.

Wow! I loved seeing so many friends up onscreen! Let’s learn a new song and dance with our friends!



Track 5

Lead everyone in singing “Power Shuffle.” Words are on page 82.

Pop a Balloon

SAY

We’ve been exploring today what it means that when we wonder, we can... (*trust Jesus!*) But why is that such a big deal? Why would it matter that we trust Jesus when we have questions?

Well, sometimes when you believe something, and someone else *doesn’t* believe it, they try to *poke holes* in what you believe. That means they try to weaken your belief. Here’s what I mean.

Hold up the inflated balloon.

Let’s imagine *this* is your love for and belief in Jesus.

ASK

Call out some things you believe about Jesus. Joyfully repeat kids’ responses so everyone can hear them.

SAY

Our love for Jesus is wonderful and bright and special! We love Jesus! But someone may ask us, “Is Jesus *really* God’s Son?” And we wonder if that’s true. We may wonder, “Can all those things in the Bible be true?” And our wonderings can make us doubt a little. Our doubts may try to poke holes in that friendship with Jesus. Hold up a sharp pencil. Here’s a warning—if you don’t like loud sounds, cover your ears. Pause so kids can cover ears if they want. Then use the pencil to forcefully pop the balloon.

Maybe you wonder if *questions* about Jesus can hurt your faith in him—your friendship with him.

FIELD TEST FINDING

We discovered that to pop the balloon with a pencil, it’s important to inflate the balloon to its *fullest*. Make the balloon material as thin and taut as possible.

Try Poking Holes in Your Faith

SAY But have no fear! When we wonder, we can... *(trust Jesus!)* Jesus is stronger than our doubts or wonderings. It's more like this!

Call up your helper or VBS Director.

My friend [name] is going to help me out.

Ask your helper: **Do you trust me? Why?**

This is a great time for your helper to say things like "I've known you for a long time" or "You've never let me down" or "You care about me."

Let's see how much you trust me for this experiment.

Bring out the gallon-size bag of water, and hold it over the helper's head. (The bag of water can get heavy, so you may want someone to hold the bag for you.)

ASK Do you still trust me?

Bring out a few sharpened pencils.

SAY We have questions about Jesus and God. Maybe we wonder, "Is God real?" Forcefully poke the pencil through the bag, so it goes through both sides of the bag. A *small* bit of water may drip out, but it won't be noticeable, and it won't be much.

Maybe we wonder, "Was Jesus just a good person? Was he *really* God's Son?" Poke another pencil forcefully through the bag.

Or we have questions like "Is the stuff in the Bible true? Did it *really* happen?" Poke another pencil through the bag. Ask how your volunteer is doing.



To kids: **Call out some other questions we have or you've heard about God.** As kids call out questions, poke a few more pencils through the bag.

Ask how your volunteer is doing.

ASK Why aren't these questions making a big mess? Take responses from kids.

SAY In your Crew, talk about this:

ASK What can this experiment help us understand about Jesus? You have one minute to talk.



Track 4

Play "Hey, Hey, Hey" while Crews talk for one minute. Set the bag back in the bucket, and let your volunteer leave the stage. After a minute, turn off the music, sound the Wilderness Whistle, and take responses from a few willing Crews.



Track 3

SAY Jesus is strong enough to take our questions because Jesus is God's Son. He is strong and trustworthy, no matter what we wonder or how much we wonder! It's a sweet thing to get to trust in such a strong friend! Let's sing about that!



Track 3

Lead kids in singing "Tis So Sweet to Trust in Jesus." Words and motions are on page 79.

Remind About God Sightings



Track 3

One reason people have trouble trusting Jesus or God in our wild world is that we can't see God the way we see our friends around us in our Crew. But God is here—there's evidence all around us, pointing to his love, creativity, power, and beauty. God wasn't just doing things in the Bible. God is busy right here and now, in [name of your community]!

This week, you'll practice looking for what God is doing. We call those God Sightings. God Sightings help our faith in Jesus grow stronger because we see that he still works today!

In a minute you'll receive a special gift to help you remember to look for evidence of God all around you. Crew Leaders, you should find these next to your Crew signs. Get them and hold them—don't hand them out just yet. Pause. Now, one at a time, hand one to each of your Crew members. Say that person's name, and tell him or her to watch for God. Pause while Crew Leaders hand out the Watch for God Wristbands. Then sound the Wilderness Whistle. **Raise your arm in the air so I can see your Watch for God Wristband.**

Hold up your own wristband.



SAY God Sightings help us watch for God's love and power every single day! A God Sighting could be a prayer, a hug from a parent, the sunshine, or a kind word from a friend. Give an example of a God Sighting you had today, such as listening to kids praise God or seeing all the wonderful and different kids God created.

Wrap Up the Day

SAY We've had a great first day at True North. Thanks for all the ways you explored kindness, friendship, and joy! I can't wait until tomorrow for another day of adventure, discovery, and excitement with all of you.

Before you say goodbye, Kit Carriers, help your Crew Leaders collect the name badges and Bible Memory Buddies and put them in your Crew bag.

Allow at least a solid minute for these final wrap-up details.

When Crews have finished collecting name badges and Bible Memory Buddies, have Crew Leaders raise their hands so you can have a visual of who's finished and who needs more time.

Direct Crew Leaders to leave their Crew bags next to their Crew signs at the end of each day.

Then make announcements, ask a Prayer Person to pray, and invite parents or babysitters to come forward to get their children.

Play the Sing & Play Peak Music as parents come to pick up their children.

Thank God for an awesome first day at True North.

Sing & Play Peak and Compass Closing

Day 1



- Learn the Day 1 Bible Point and verse, and meet Bible Memory Buddy Ponder.
- Sing True North songs.
- Meet Scout Rivers, an explorer who has lots of questions about the wilderness.
- See how we can trust Jesus to stand strong, even when people try to “poke holes” in our faith.

Day 2



- Learn the Day 2 Bible Point and verse, and meet Bible Memory Buddy Clawdia.
- Share God Sightings and add trees to the God Sightings Celebration Spot.
- Sing True North songs.
- Listen to Scout’s surprising tale about preparing s’mores for Jesus.
- Use Cool Cubes that seem to disappear to remember that Jesus is always with us—even when we feel invisible.

Day 3



- Learn the Day 3 Bible Point and verse, and meet Bible Memory Buddy Kody.
- Share God Sightings and add trees to the God Sightings Celebration Spot.
- Sing True North songs.
- Help Scout use the right tools to survive in the wild.
- Watch what happens when we put our worries in Jesus’ powerful hands.

Day 4



- Learn the Day 4 Bible Point and verse, and meet Bible Memory Buddy Earnest.
- Share God Sightings and add trees to the God Sightings Celebration Spot.
- Sing True North songs.
- Give Scout hope...and new, dry supplies!
- Participate in a dramatic reminder that Jesus’ death and resurrection brought eternal hope and light to each of us.

Day 5



- Learn the Day 5 Bible Point and verse, and meet Bible Memory Buddy Bruce.
- Share God Sightings and add trees to the God Sightings Celebration Spot.
- Sing True North songs.
- Lend a hand with Scout’s heavy backpack.
- Help the leader with an “egg-citing” experiment, and see how we can help others trust Jesus in our wild world.



Questions:

group.com/TrueNorth
800.447.1070

Follow Group VBS on:



group.com/vbs



ISBN 978-1-4707-7750-0



9 781470 777500

VBS Programming



THIS IS A SAMPLE

The number of pages is limited.

Purchase the item for the complete version.

