



Sticky Scripture™

Elementary Station Leader Manual

Group resources really work!

This Group resource incorporates our R.E.A.L. approach to ministry. It reinforces a growing friendship with Jesus, encourages long-term learning, and results in life transformation, because it's:



Relational

Person-to-person interaction enhances spiritual growth and builds Christian friendships.

Experiential

What we experience through action and discussion sticks with us up to 9 times longer than what we simply hear or read.

Applicable

The aim of ministry is to equip people to be both hearers and doers of God's Word.

Lifelong

Experiences transform the heart, moving faith beyond the walls of church and into everyday life for years to come.

Sticky Scripture™ Leader Manual

Copyright © 2025 Group Publishing, Inc./0000 0001 0362 4853

All rights reserved. No part of this book may be reproduced in any manner whatsoever without prior written permission from the publisher, except where noted in the text and in the case of brief quotations embodied in critical articles and reviews. For permission information, go to group.com/permissions.

Visit our websites:

group.com

group.com/TrueNorth

Thanks to our talented team for all they do to point kids to Jesus! Laura Baldwin-Stout, Jody Broelsma, Stephen Caine, Lyndsay Gerwing, Charity Kauffman, Micaiah Lee, Laycie McClain, Mike Porter, Joani Schultz, Elisa Snell, Rodney Stewart, and Ali Thompson

Scripture quotations are taken from the *Holy Bible*, New Living Translation, copyright © 1996, 2004, 2015 by Tyndale House Foundation. Used by permission of Tyndale House Publishers, Inc., Carol Stream, Illinois 60188. All rights reserved.

ISBN 978-1-4707-7751-7

Printed in the United States of America.

10 9 8 7 6 5 4 3 2 1

27 26 25



Thanks for joining the team!

True north is a fixed point on Earth's globe. Unlike magnetic north, *true north* is unmoving, unchanging, reliable, resolute.

If you're reading this manual, chances are that *Jesus* is your true north. You've trusted him to be a faithful friend when life's journey got lonely.

You've relied on his unchanging love through life's ups and downs. You've turned to Jesus' comforting words of hope when the world felt cold and dark.

And you want to share *all* of that with kids in your community!

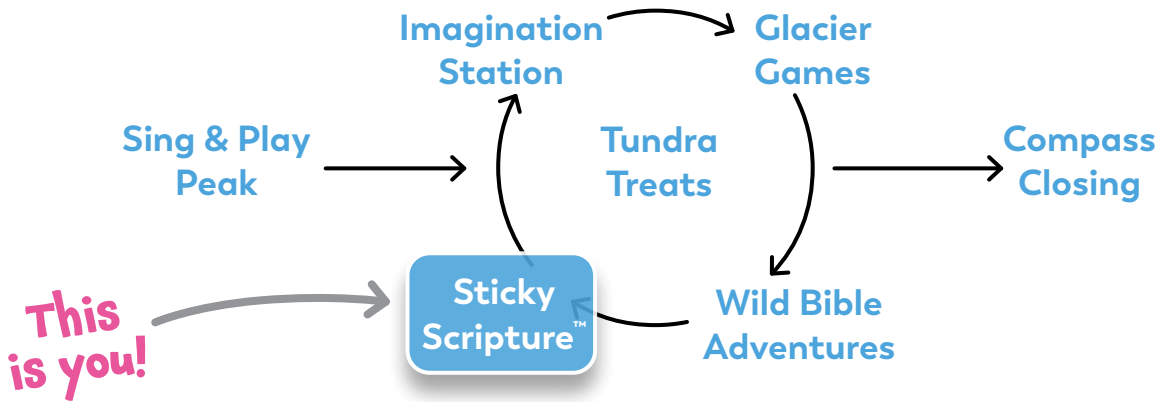
Like you, we love Jesus, and we love kids. We know that kids today may find their world untamed and wild. We understand that kids' source of truth may shift, depending on the latest news headline, trend, or social media influencer. We long for kids to boldly step out in faith, knowing that Jesus always points them in the right direction. He is *their* true north. Now...and for eternity!

That's why we're so glad you've joined this adventure! Think of our team as trail guides, going ahead to make sure the terrain is smooth and the trail is well-marked. We've tested these activities with kids, so you can make the most of every minute you have. And we're praying that God's vast love amazes and astounds you as you lead kids into the wonder of a friendship with Jesus.

It's hard to find your way in a world gone wild.

But we have Jesus—our true north!

Together, let's give kids a rock-solid foundation and point them to Jesus, their unmovable, unshakable friend forever.



Before True North



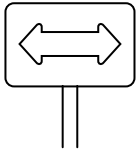
Pray for everyone who will attend True North.

Ask God to prepare your heart and the hearts of the kids and leaders who will be part of VBS.



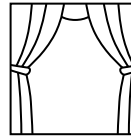
Work with the VBS Director to collect necessary supplies.

All the supplies are easy to find around the church, from church members, or from Group.



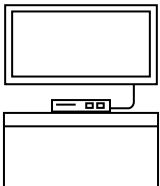
Choose a room for Sticky Scripture.

Choose a room that can be partially darkened to watch the video.



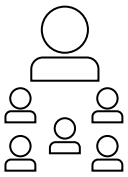
Decorate your Sticky Scripture trailhead!

First, remove chairs so everyone can sit on the floor. Then imagine your room is a trailhead, where adventuring Crews gather to embark on a back-country adventure! Line the room with evergreen trees, add a trailhead sign and map, load up some hiking packs, and put blankets or picnic blankets on the floor for Crews to sit on. Visit pinterest.com/groupvbs or view our online catalog at group.com/TrueNorth for decorating ideas.



Set up the TV and DVD player.

Use a large-screen TV, if possible. Set up equipment near an electrical outlet so kids don't trip over the cords. If necessary, tape cords to the floor with duct tape or electrical tape.



Determine the number of Crews you'll have in each rotation.

Kids join mixed-age Crews—groups of up to five elementary-age kids and one adult or teenage leader. Plan on one-fourth of the total number of Crews in each rotation. If your VBS has 20 Crews, you'll work with five Crews (approximately 25 kids and five leaders) during each session.



Preview each day's DVD segment.

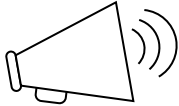
Familiarizing yourself with the videoed games ahead of time will help you be ready to support kids as they explore Bible verses in fun and interactive ways. Read corresponding discussion questions in this manual ahead of time. Each video segment is approximately 6 minutes long.

During True North




Get Crew Leaders involved!

Guide Crew Leaders to participate right along with kids. When Crew Leaders listen, get involved, and have fun, kids do too!



Use an attention-getting device.

Attention-getting signals let kids know when it's time to stop what they're doing and look at you. Use the Wilderness Whistle (available from group.com or your Group VBS supplier) or another signal of your choice.



Call on kids' Crew roles.

Every day, kids choose one of five jobs: Guide, Kit Carrier, Prayer Person, Schedule Supervisor, or Thank You-er. Kids love when those jobs get called on! At Sticky Scripture, you'll call on the Schedule Supervisor.




Repeat the daily Bible Point often.

Every activity focuses on one memorable Bible truth called the Bible Point. Repeating the Bible Point helps kids remember it and apply it to their lives after VBS. Each time kids hear the day's Bible Point, they pretend to pull a rope with both hands and say "Trust Jesus!"

Welcome to Sticky Scripture™!

At Sticky Scripture, fresh and meaningful experiences help words in the Bible stick—to kids’ hearts and minds and lives! Here, kids explore each day’s Bible verse in a surprising way. Through an interactive video experience, kids go on off-roading adventures into the vast Alaskan wilderness where they set up base camp, then venture out to explore how truth from God’s Word guides their everyday lives.



Trust us, kids won’t just zone out and watch a video—no way! Instead, they’ll connect to each day’s Bible verse with their bodies, their heads, *and* their hearts. Led by a Bible Memory Buddy friend, kids will move, laugh, and play as they explore what each verse means to their lives in practical, applicable ways.

On **Day 1**, kids play “Wilderness Wise” as they explore Matthew 7:24 and discover what it means to have wisdom.

On **Day 2**, kids find Matthew 11:28 in the Bible, then “Find the King Crab” in a bucket! They’ll investigate what it means to come to Jesus and find a forever friend.

On **Day 3**, kids play “The Trail Is Lava” as they practice taking courage during scary times just as Jesus commanded in Matthew 14:27.

On **Day 4**, kids hope to “Spot the Match!” as they explore Matthew 12:21 and investigate how Jesus is the hope of the world.

And on **Day 5**, kids explore Matthew 28:20 and are guided step by step, as they learn how to draw a moose.

After interacting with the Bible verse *virtually*, kids open God’s Word, find verses, and read words from Jesus found in the Gospel of Matthew. Kids will receive and use their very own Gospel of Matthew, an excerpt from the kid-friendly, eye-catching *Hands-On Bible*. After they find and mark each day’s verse, kids receive a cool, collectible Bible Memory Buddy—with the verse printed right on it!



Giving Kids the Good News!

At Sticky Scripture, each child receives a Gospel of Matthew from the *Hands-On Bible!* Kids will develop Bible skills as they find and mark each day's Bible verse with Bible Buddy Sticky Tabs. What a great, practical way to show kids how to engage with Scripture and develop Bible study skills to use *long* after True North!

Setting Up Your Sticky Scripture Trailhead



Use the Giant Decorating Poster Pack to turn your classroom into a wilderness trailhead, ready for eager explorers!



FIELD TEST FINDING

You may be tempted to give each child an entire Bible. But as we watched kids practice using the smaller Gospel of Matthew, we realized that this smaller “bite” of Scripture made Bible navigation so much easier! We’d encourage you to set kids up for Scripture skill success!

COMPASS CLUE

You can use any removable sticky flags you like. You can find special Bible Buddy Sticky Tabs at group.com or from your Group VBS supplier.



DAY 1:

When we wonder, we can trust Jesus.

Bible Story: John prepares the way and baptizes Jesus. (Matthew 3; 11:1-6)

Bible Verse: “Anyone who listens to my teaching and follows it is wise.” (Matthew 7:24)

Sing & Play Peak

- Learn the Day 1 Bible Point and verse, and meet Bible Memory Buddy Ponder.
- Sing True North songs.
- Meet Scout Rivers, an explorer who has lots of questions about the wilderness.



Wild Bible Adventures

Consider people’s wonderings about Jesus, then act out the surprising thing that happened when John baptized Jesus!



Tundra Treats



A (Northern) Light Snack



Blizzard in a Cup

Sticky Scripture

Play “Wilderness Wise” as they explore Matthew 7:24 and discover what it means to have wisdom.



Imagination Station

Investigate with magnets, then craft a compass to discover what it means to trust Jesus—he always points us in the right direction!



Compass Closing

See how we can trust Jesus to stand strong, even when people try to “poke holes” in our faith.



Glacier Games



Goals for Good



Water Way



Fish, Wolf, Bear



At **True North**, the daily Bible Point is carefully integrated into each station’s activities for unforgettable Bible learning. See how your station reinforces today’s Bible Point.


When we wonder, we can trust Jesus.

Bible Verse: “Anyone who listens to my teaching and follows it is wise.” (Matthew 7:24)

Bible Story: John prepares the way and baptizes Jesus. (Matthew 3; 11:1-6)

Jesus’ cousin John came with unconventional clothes, a pauper’s diet, and a bold message: “Repent, for the Kingdom of Heaven is near.” Meaning? Jesus—the Messiah and fulfillment of God’s kingdom on earth—is *here!* John proclaimed Jesus’ power and authority. He resisted the very idea of baptizing Jesus, the one who would baptize with fire and the Holy Spirit! While John adamantly proclaimed Christ, even he had questions about Jesus. From prison, John sent a message to Jesus, asking, “Are you the Messiah we’ve been expecting, or should we keep looking for someone else?” John’s circumstances may have caused him to wonder if (and when) Jesus might take political action. Scholars ponder if John may have assumed the Messiah would be the one to rescue God’s people from Roman rule—as many Jews of the time anticipated. However, Jesus had a greater mission than anyone could comprehend. He came to save *the world* from sin. Such love and compassion go beyond anything we can understand or imagine!

Kids’ curiosity can be intimidating—and a bit wearying. They have so many questions, many of which we simply can’t answer. And when it comes to questions about Jesus, God, or the Bible, adults can *really* feel overwhelmed and underprepared. But we don’t have to have all the answers! Sometimes our wonderings can lead to true *wonder*, as we discover the mystery and marvel of God. Today, celebrate curiosity and questions. Point kids to Jesus, a trustworthy and true friend who will guide us as we seek to know and understand him better.



Pointing to Jesus

People (even John the Baptist) wondered about Jesus. This passage can encourage kids that it’s okay to ask questions about Jesus—he will always help us find the truth.

Get Ready for Adventure!



Before You Hit the Trail

Hang the Day 1 Bible Verse Poster.

Use a Bible Buddy Sticky Tab to bookmark Matthew 7:24 in a sample Gospel of Matthew Bible Book to show kids how they'll mark theirs.

Prepare a supply basket for each Crew in a rotation, containing Gospel of Matthew Bible Books, pens, and Bible Buddy Sticky Tabs. Create a second basket for each Crew in a rotation, containing enough Ponder Bible Memory Buddies and Buddy Packs for each Crew member to have one.

Spread out a blanket for each Crew to sit on.

Bookmark Matthew 7:24 in your Bible. Set the Bible where you can reach it easily.

Place the hiking backpack with the smartphone/device, sunscreen, and hat inside within reach.

To set an upbeat, welcoming environment, play the Sing & Play Peak Music as Crews arrive and leave.



Welcome!

As kids arrive, welcome them to Sticky Scripture.

Encourage Crews to sit on the Crew blankets.

SAY Hello! I'm [your name]. Welcome to Sticky Scripture. We call it Sticky Scripture because God's Word is sometimes called *Scripture*. We want the words in the Bible to stick—to our hearts and minds and lives! Here at Sticky Scripture, we'll venture into God's Word and explore a Bible verse in a super-cool way. Believe me, it'll be mountains of fun!

Hold up a Bible. You see, the Bible is one big book, made up of a bunch of little books. This week all our Sticky Scripture verses come from the Bible book of Matthew. Hold up a Gospel of Matthew Bible Book. You'll each get your own book of Matthew from the Bible! We'll hand them out in just a little bit.

Introduce Today's Bible Verse

SAY The first four books in the New Testament of the Bible are called "Gospels." They are Matthew, Mark, Luke, and John—the names of some of Jesus' friends! Gospel means "good news."

In Matthew, we find good news and true stories about Jesus' life and teaching. And we hear about amazing things Jesus did to point people to God. Show the compass on the Bible Verse Poster. Like a compass points the way to go, Jesus showed people the good news about who God is and why we can trust Jesus and depend on him.

Let's read some good news found in today's Bible verse, **Matthew 7:24**. Show the Bible Verse Poster, and read the verse aloud.

Hmmm. It's time to find out more about this verse as we venture out to uncover truth from God's Word. It's time for an off-roading Alaskan wilderness adventure!


Head Out to a Remote Campsite

Motion to your trailhead decorations.

SAY We're at the Sticky Scripture Trailhead, ready to embark on an off-roading adventure. We'll trek out to the middle of nowhere and set up camp. Ahh! There's nothing like wandering with our feet (point to your feet) as we wonder with our minds (point to your head). You know that when we wonder, we can... (trust Jesus!) Let's trust Jesus as we head into the great outdoors.

COMPASS CLUE

On Day 1, you'll need to refill Crew baskets with Gospel of Matthew Bible Books after each rotation. Crew Leaders will keep the books in their Crew bags for the rest of the week. On Day 5, kids will take the books home with them!





SAY

But...hmmm. It could take a while to hike way back to our wilderness campsite. Motion to kids with sandals or flip-flops. I'm not sure those shoes will hold up too well. Have everyone assess their shoes for hiking. Besides, it'd be easy to get lost along the way. Does anyone happen to have a map? Invite reactions.

If you have the giant poster of Ava, point to the vehicle. **Good thing we have Ava. She's an all-terrain vehicle that'll get us all around this Alaskan wilderness!**

Off we go!

Begin the Sticky Scripture™ Video



Turn off the lights, and play the Day 1 segment of the Sticky Scripture™: Trusting Jesus in a Wild World video. Be sure to jump in and do the actions with the video, encouraging kids to play along.

When the "Pause" screen appears, pause the video and turn on the lights. Have kids sit down.

Find the Bible Verse

SAY

You heard Ponder! Let's find Matthew 7:24 in our Gospel of Matthew Bible Books and hear the good news again. Have each Schedule Supervisor come up and get a supply basket containing Bible Books, Bible Buddy Sticky Tabs, and pens.

Crew Leaders, give a book to each person in your Crew. Kids, when you have one, write your name on it so you know it's yours to keep!

Have Crew Leaders give each child a Gospel of Matthew Bible Book and a pen. Allow time for kids to write their names and return pens to their Crew's basket. Sound the Wilderness Whistle to get everyone's attention.

Hold up a Bible Book and show the Bible Buddy Sticky Tab you've used to mark the verse. **Since this is Sticky Scripture, I've placed a sticky flag in my Gospel of Matthew, right at our special Bible verse. That helps me find it easily any time I want to read it. Now it's your turn! Let's all turn to Matthew, chapter 7, verse 24.**

Have each Crew form a knee-to-knee circle so kids are all facing in. This allows the Crew Leader to better help everyone. Allow time for kids to open to Matthew 7:24. Explain that books in the Bible are made up of chapters and verses. Chapters are longer, and verses are usually about one sentence. Let kids use Bible Buddy Sticky Tabs to mark Matthew 7:24 in their Bible Books.

Our poster shows the first part of this verse. Let's just read that part in our Bible Books, too.

FIELD TEST FINDING

We found it was really important for each child to have his or her own Gospel of Matthew. During one rotation, we were short on books and kids had to share. The experience was diminished, since they didn't get the fun—and practice—of finding and marking the verse personally. Kids were so excited to take these books home to explore more!





Read aloud Matthew 7:24. For now, end with the word *wise*.

SAY

You've heard it once; now silently follow along as I read it so it really sticks! Have kids put a finger on the verse and move it along as you read the first part of the verse aloud slowly. Encourage kids to read along silently.

Unpack “Wise”

Jesus had been giving a speech, and it was pretty long. Look! Show all the words in the Sermon on the Mount in Matthew, chapters 5–7.

ASK

When have you listened to someone give a speech or talk for a long time? Give an example from your life. Perhaps it was a professor in college, a pastor's sermon, or a training at work. Then invite kids to turn to a friend nearby and tell that person about the long talk they've heard.

SAY

It can be hard to stay focused when someone's been talking for a while. We may wonder about something they said that we don't quite understand. Or our thoughts may drift to wondering what's for dinner or what we're going to do later.

Jesus knows we wonder. And he loves us even when our attention spans are a little short. Jesus wants to help people truly understand the good news, so he finished his teaching with a story. Listen to Matthew 7:24 again. This time, I'll keep reading a little further.



Read aloud Matthew 7:24-25.

In Jesus' story, a person built a house on a rock. A bear, moose, and king crab didn't come, but rain and wind and floods did! But the person had built his house with wisdom. The person knew what a storm could do and made a good choice that kept his home safe.

Now, you probably aren't building a house today. And you probably won't encounter a moose on a hiking trail this afternoon. I wonder when you'll need wisdom from Jesus today. Let's unpack that a little.

Show kids the hiking backpack, and unpack its contents.

Show the smartphone or device. **Anyone who listens to Jesus' teaching and follows it is wise—like a kid who chooses to put the screen away for a bit.**

We know that staring at a screen too long isn't good for our brains. And these gadgets can cause fights and bickering over whose turn it is. So we can choose to step away.

COMPASS CLUE



It's important to read the passage aloud first from an actual Bible. This helps kids understand that these words come from God's Word.



FIELD TEST FINDING



We initially had kids read the verse aloud with our leader, but we found that many kids were hesitant to read aloud (or read very slowly). Rather than call out or embarrass kids who might be struggling, just have them follow along with a finger.

COMPASS CLUE

We intentionally chose situations that most kids would face in real life so kids can see how wisdom from Jesus impacts our everyday lives.

FIELD TEST FINDING

Kids had great ideas for wise choices! They talked about going outside to play instead of spending time on screens, and taking a nap as a way to care for their bodies. Great practical connections!



ASK

I wonder...what could you wisely choose to do instead of screen time? Invite ideas from the whole group, such as play outside or make a craft.

Show the sunscreen and hat.

SAY

Anyone who listens to Jesus' teaching and follows it is wise—like kids who take good care of their bodies, including their skin!

We know that too much time in the sun can harm our skin. A painful sunburn or squinting all day in the sun is no fun. So we can wisely choose to take care of our bodies.

ASK

I wonder...what wise choices can we make in order to take care of the bodies God gave us? Invite ideas from the whole group. Ideas include eating healthy food and getting plenty of exercise.

SAY

When Jesus is your friend, he'll help you make wise choices. Hold up your Bible. **And Jesus' wise words are all right here for us! When we wonder, we can... (trust Jesus!)**

Now let's find Ponder!

Finish the Sticky Scripture™ Video



Turn off the lights, and resume the video.

When the video ends, turn off the media player and turn on the lights. Have kids sit down.

Receive a Ponder Buddy

SAY

Now we get to take this truth along with us! You'll each receive a Ponder Bible Memory Buddy. Show the printed Bible verse on the Buddy. **Look! The verse is printed right on the Buddy.**

Crew Leaders, you'll give each person in your Crew a Ponder the otter Bible Memory Buddy. One by one, make Ponder "swim" over to each person in your Crew. As you give the Buddy, look kids in the eye, call them by name, and say, "When you wonder, you can trust Jesus." Demonstrate by handing a Ponder Buddy to a Crew Leader in the way you described.

Invite Schedule Supervisors to come and get supply baskets of Buddies and Buddy Packs for their Crews. While Schedule Supervisors are gathering supplies, cue Crews to form knee-to-knee circles for this special affirmation and gift-getting time!

Allow time for Crew Leaders to hand out the Bible Memory Buddies in the special way. Then have Crew Leaders distribute Buddy Packs to hold the Ponder Buddies. Kids can write their

names on the totes, put Ponder inside, and then give them to the Crew Leader to keep safe in the Crew bag.

When Crews are finished, invite them to keep their Gospel of Matthew Bible Books in their Crew bags, too. They'll need them every day at Sticky Scripture!

SAY Thanks for coming to Sticky Scripture! See you tomorrow for another wild adventure.

Dismiss Crews to their next station.

Refill supply baskets with Bible Books, Bible Buddy Sticky Tabs, Ponder Bible Memory Buddies, and Bible Packs for the next rotation.

FIELD TEST FINDING

It's important that Crews each form a knee-to-knee circle so everyone is focused in on receiving the Buddies.



Sticky Scripture™

Day 1



Play "Wilderness Wise" as they explore Matthew 7:24 and discover what it means to have wisdom.



Day 2



Find Matthew 11:28 in the Bible, then "Find a King Crab" in a bucket! They'll see that in Jesus they have a forever friend.



Day 3



Play "The Trail Is Lava" as they practice taking courage during scary times just as Jesus commanded in Matthew 14:27.



Day 4



Hope to "Spot the Match!" as they explore Matthew 12:21 and investigate how Jesus is the hope of the world.



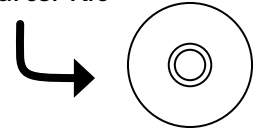
Day 5



Explore Matthew 28:20 and are guided step by step, as they learn how to draw a moose.



Use with the Sticky Scripture™: Trusting Jesus in a Wild World DVD, found in your Starter Kit



Questions:

group.com/TrueNorth

800.447.1070

Follow Group VBS on:



group.com/vbs

Group

ISBN 978-1-4707-7751-7



9 781470 777517

VBS Programming



THIS IS A SAMPLE

The number of pages is limited.

Purchase the item for the complete version.

