


S U M M I T



Summit

Youth Leader Manual

LOVELAND, CO
group.com



Group resources really work!

This Group resource incorporates our R.E.A.L. approach to ministry. It reinforces a growing friendship with Jesus, encourages long-term learning, and results in life transformation, because it's:



Relational

Person-to-person interaction enhances spiritual growth and builds Christian friendships.

Experiential

What we experience through action and discussion sticks with us up to 9 times longer than what we simply hear or read.

Applicable

The aim of ministry is to equip people to be both hearers and doers of God's Word.

Lifelong

Experiences transform the heart, moving faith beyond the walls of church and into everyday life for years to come.

Summit Youth Leader Manual

Copyright © 2025 Group Publishing, Inc./0000 0001 0362 4853

All rights reserved. No part of this book may be reproduced in any manner whatsoever without prior written permission from the publisher, except where noted in the text and in the case of brief quotations embodied in critical articles and reviews. For permission information, go to group.com/permissions.

Cover image Copyright © Getty Images

Visit our websites:

group.com

group.com/TrueNorth

Thanks to our talented team that points the way to Jesus! Laura Baldwin-Stout, Jody Broisma, Stephen Caine, Lyndsay Gerwing, Charity Kauffman, Micaiah Lee, Mike Porter, Joani Schultz, Elisa Snell, Rodney Stewart, and Ali Thompson

Scripture quotations are taken from the *Holy Bible*, New Living Translation, copyright © 1996, 2004, 2015 by Tyndale House Foundation. Used by permission of Tyndale House Publishers, Inc., Carol Stream, Illinois 60188. All rights reserved.

ISBN 978-1-4707-7753-1

Printed in the United States of America.

10 9 8 7 6 5 4 3 2 1

27 26 25



Thanks for joining the team!

True north is a fixed point on Earth's globe. Unlike magnetic north, *true north* is unmoving, unchanging, reliable, resolute.

If you're reading this manual, chances are that *Jesus* is your true north. You've trusted him to be a faithful friend when life's journey got lonely.

You've relied on his unchanging love through life's ups and downs. You've turned to Jesus' comforting words of hope when the world felt cold and dark.

And you want to share *all* of that with kids in your community!

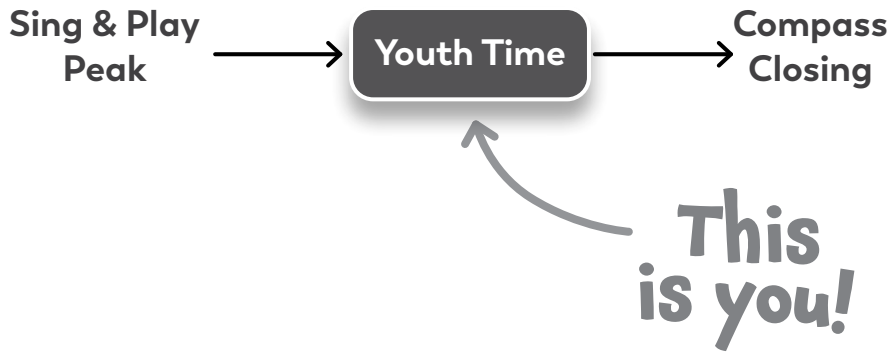
Like you, we love Jesus, and we love kids. We know that kids today may find their world untamed and wild. We understand that kids' source of truth may shift, depending on the latest news headline, trend, or social media influencer. We long for kids to boldly step out in faith, knowing that Jesus always points them in the right direction. He is *their* true north. Now...and for eternity!

That's why we're so glad you've joined this adventure! Think of our team as trail guides, going ahead to make sure the terrain is smooth and the trail is well-marked. We've tested these activities with kids, so you can make the most of every minute you have. And we're praying that God's vast love amazes and astounds you as you lead kids into the wonder of a friendship with Jesus.

It's hard to find your way in a world gone wild.

But we have Jesus—our true north!

Together, let's give kids a rock-solid foundation and point them to Jesus, their unmovable, unshakable friend forever.




Before True North




Pray for everyone who will attend True North.

Ask God to prepare your heart and the hearts of the youth and leaders who will be part of True North.



Choose a room for teenagers to meet in.

Ideally, your room should be large and off by itself a little. You'll need access to an outdoor area for games.



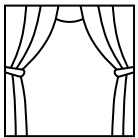
Recruit an assistant to help coordinate activities and transitions.

Having a teammate will make things go more smoothly for you!



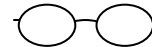
Work with the VBS Director to collect necessary supplies.

Almost all the supplies are easy to find around the church, from church members, or from Group.



Create an exciting environment.

Keep decorations simple by taping the Bible Verse Posters to the wall. Or make your Summit area look like a beautiful snowy mountain landscape! Find fun decorating ideas on the Decorating Places: True North downloadable video, or brainstorm with other leaders on facebook.com/groupvbs and on Pinterest.



Read this manual ahead of time.

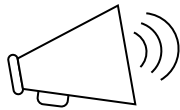
Check the supply lists and note what preparations are needed for each activity. The snacks are the same ones the elementary and preschool kids are enjoying.

During True North



Warmly welcome teenagers at Sing & Play Peak.

Teenagers participate in Sing & Play Peak each day, where all ages worship, sing awesome songs, and learn the day's Bible Point and Bible verse.



Use an attention-getting signal.

Attention-getting signals let teenagers know when it's time to stop what they're doing and look at you. Use the Wilderness Whistle (available from group.com or your Group VBS supplier) or another signal of your choice.




Wilderness Whistle




Repeat the daily Bible Point often.

Every activity focuses on one memorable Bible truth called the Bible Point. Repeating the Bible Point helps students remember it and apply it to their lives after True North.



Call on teens' Crew roles.

Teenagers choose one of six jobs for the week: Reader, Prayer Person, Guide, Coach, Materials Manager, or Tundra Treats Coordinator. Teens love when those jobs get called on!



Encourage teenagers to participate in God Sightings®.

All participants share God Sightings—everyday clues that God is present, passionate, and active in our world. (See page 6 for more information.)



Close each day at Compass Closing.

Join everyone for this fun and exciting closing each day.

God Sightings[®]

God hasn't retired, you know. He's as busy now as he's ever been. But until you see that with your own eyes, it's tough to have a vibrant faith. God can seem distant or impersonal. We have to make it a habit to keep an eye out for the daily overwhelming evidence that God is doing great things all around us.

At True North, everyone learns to look for God Sightings—everyday clues that God is present, passionate, and active in our world. A God Sighting is simply an acknowledgment that God has done something. It's giving God credit where credit is due. It's developing a God-focused view and a grateful heart. Younger children, teenagers, and adults will discover that they can see God's hand in things like Scripture, people, circumstances, and nature.

As teenagers make God Sightings part of everyday life, their faith will grow because they'll actually see God at work. Not because he's suddenly shown up, but because they finally have eyes to see...and at last, they're looking.



- **Watch for God.** Ask your True North Director to get a Watch for God Wristband for each teenager. These flexible wristbands remind participants to keep their eyes open for things God is doing around them.
- **Share God Sightings.** Everyone learns about God Sightings at Compass Closing on Day 1. Then beginning on Day 2 at Sing & Play Peak, Crews will share and document one way they have seen evidence of God.
- **Celebrate God Sightings with the world!** If you'd like, you can even encourage teenagers to share their God Sightings on social media with the hashtag #GodSighting. Let everyone hear the amazing things God is still doing in our world today!



Comfort in the Cold

Kids Helping Kids

In the United States, more than 1 in 6 children live in poverty. Millions of families struggle to provide the most basic needs—warm clothes, socks, and blankets—for their kids. As temperatures dip in the fall and winter, too many children walk to school in threadbare clothing. They shiver through recess or even in class. Bare heads miss the comfort of a warm stocking cap. Numb fingers and toes ache for cozy mittens or socks. At home, families may not have the luxury of turning up the heat on a cold day, and some kids don't have a heavy blanket to snuggle under at bedtime.

But we can change that!

World Vision is passionate about meeting the needs of children *everywhere*. Their commitment to support and assist families doesn't just reach across oceans; it's also active right here in North America. That's why the team at Group Publishing is excited to partner with our friends at World Vision, who are making a big impact to improve daily life in practical ways.

A \$5 donation can provide approximately \$70 worth of brand-new warm clothes and blankets for a child in North America! Because of World Vision's network of partners, a small donation can stretch nearly 14 times in value. Wow! We can make a big difference, bringing the warmth of God's love to kids in a tangible (and toasty) way!

Because Operation Kid-to-Kid is part of every Group VBS, we have the opportunity to bless countless families, helping *them* have access to life's most basic resources!



World Vision®

Ok2k.org; worldvision.org

Making Operation Kid-to-Kid Part of True North

- Set up the Operation Kid-to-Kid display (including eye-catching posters) in a prominent, high-traffic area of your church.
- Every day, teenagers will learn about Operation Kid-to-Kid. Throughout the week, kids, teens, and adults can add donations near your display that features photos of kids who've actually received—or will receive—the gift of brand-new warm clothing and blankets! You'll simply need to show teenagers where the donation station is located.

(For more information about Operation Kid-to-Kid, check out ok2k.org.)

Planning for Operation Kid-to-Kid

Before True North

- **Think big!** Set a goal for how many kids you'd like your youth group to help.
- **Create an interactive display.** Your True North Director will set up the Operation Kid-to-Kid Poster Pack, which includes everything needed to create a large, eye-catching, engaging way to publicize this outreach opportunity and a spot to collect donations!



The kids on the posters help your teenagers connect a person to the project, discovering that their dollars impact real kids who are a lot like them. You may want to enhance your display by setting it on a table, surrounded by warm clothing, blankets, hats, and gloves.

During True North

- **Encourage teenagers to pray for children and their families who will receive the new clothes.** Your youth group can pray for the families who will soon receive the comforting warmth of new cold-weather clothing.
- **Talk about Operation Kid-to-Kid every day. Every day except Day 1 has a service project that connects to Operation Kid-to-Kid.** Don't skip this connection! Have your Sing & Play Peak Leader connect Operation Kid-to-Kid to God Sightings—how we can be evidence of God's love! Rather than making service an "add-on" component, look for ways to naturally weave it into your program.



Compassion...or Competition?

You may be used to holding contests to persuade teenagers to participate in mission projects. We encourage you to consider the message you send when you use these methods. Infusing competition into service projects is unnecessary and detracts from the heart of missions. Instead, help teenagers discover the joy that comes from sharing with others and develop hearts of compassion that will stick with teenagers *long* after VBS! Rewards like watching someone get a pie in the face don't have long-lasting impact. We've found that teenagers participate wholeheartedly without any extrinsic rewards.


When we wonder, we can trust Jesus.

Bible Verse: “Anyone who listens to my teaching and follows it is wise.” (Matthew 7:24)

Bible Story: John prepares the way and baptizes Jesus. (Matthew 3; 11:1-6)

Jesus’ cousin John came with unconventional clothes, a pauper’s diet, and a bold message: “Repent, for the Kingdom of Heaven is near.” Meaning? Jesus—the Messiah and fulfillment of God’s kingdom on earth—is here! John proclaimed Jesus’ power and authority. He resisted the very idea of baptizing Jesus, the one who would baptize with fire and the Holy Spirit! While John adamantly proclaimed Christ, even he had questions about Jesus. From prison, John sent a message to Jesus, asking, “Are you the Messiah we’ve been expecting, or should we keep looking for someone else?” John’s circumstances may have caused him to wonder if (and when) Jesus might take political action. Scholars ponder if John may have assumed the Messiah would be the one to rescue God’s people from Roman rule—as many Jews of the time anticipated. However, Jesus had a greater mission than anyone could comprehend. He came to save *the world* from sin. Such love and compassion go beyond anything we can understand or imagine!

Kids’ curiosity can be intimidating—and a bit wearying. They have so many questions, many of which we simply can’t answer. And when it comes to questions about Jesus, God, or the Bible, adults can *really* feel overwhelmed and underprepared. But we don’t have to have all the answers! Sometimes our wonderings can lead to true *wonder*, as we discover the mystery and marvel of God. Today, celebrate curiosity and questions. Point kids to Jesus, a trustworthy and true friend who will guide us as we seek to know and understand him better.



Pointing to Jesus

People (even John the Baptist) wondered about Jesus. This passage can encourage kids that it’s okay to ask questions about Jesus—he will always help us find the truth.

Day 1: When We Wonder, We Can Trust Jesus



Supplies You'll Need Every Day:

Wilderness Whistle*



Bibles (1 per Crew)

- pens and markers



Sing & Play Peak Music CD or download*

- media player

*available from group.com or your Group VBS supplier

SING & PLAY PEAK (25 minutes)

Welcome your group at Sing & Play Peak. Everyone will enjoy singing the theme song and other upbeat music.

On the first day, when the elementary Crews start discussing Crew roles, take your group to the room you'll be meeting in for the week.

WELCOME AND FORMING CREWS (15 minutes)

Supplies:

- adhesive name tags (1 per person)
- markers or pens (1 per person)
- copies of the "True North Expedition" handout on p. 23 (1 per person)
- copies of the "Crew Roles" handout on p. 24 (1 for every 6 teens)

Hand out the name tags and markers.

Have everyone write his or her name on a tag and attach it near the collar of his or her shirt.

SAY

All week at True North, we're exploring God's Word to discover why we can trust Jesus.

COMPASS CLUE

When teenagers join elementary kids for Sing & Play Peak and Compass Closing, they'll learn a response and motion to do every time they hear the Point. While this is a great reinforcement tool for children, we've left out the response from the Summit Youth Leader Manual.



SAY

There's so much to explore in the vast state of Alaska. But it's a lot more fun to journey with a buddy! Here at True North, we're all in this together. We'll grow in friendship with each other, wonder together, and make discoveries about faith together.

You probably have some big questions about faith! And when we wonder, we can trust Jesus!

Maybe you have questions about the people in our group. So to start our journey, let's spend time getting to know others right now!

Give each person a copy of the "True North Expedition" handout, and allow time for everyone to rate their top three picks of how they'd like to visit Alaska.

Have teens share their picks and form groups based on their top picks.

If groups of "top picks" are larger than six people, help those groups divide into equal groups. Some smaller groups may need to combine. You'll want each group to have around six members but no more than six.

After groups are set, teenagers can take turns introducing themselves and sharing the reason they chose their top pick from the handout.

There's so much to explore this week. And as we go on this journey, you'll hang out with this Crew of people. You'll stick together for small-group discussions, team up in games, and get to know each other over the week.

You don't all have to be best friends now or even by the end of the week. But if you genuinely agree as a Crew to be a group of people who listen to each other, respect everyone's experiences and opinions—even if you can't relate or you disagree—and refuse to start or take part in making fun of each other, you'll be guaranteed to have an amazing adventure together.

Give a copy of the "Crew Roles" handout to each Crew, and have a willing person in each Crew read the handout aloud.

Crew members write the name of each person next to a role on the handout to remember who's doing what through the week.

Put the handouts somewhere Crews can find them, if needed, later in the week.

Let's start our adventure with a game that will help you explore things you've never seen!

GAME: James Cook (15 minutes) MEDIUM ENERGY



Supplies:
— Wilderness Whistle*



— Sing & Play Peak
Music CD or
download*

• media player



— cones



— 5-10 wet sponge balls in
an easy-to-carry bucket

*available from group.com
or your Group VBS supplier

Before You Hit the Trail

Use cones to mark the boundaries of your play area.



Wilderness Whistle

Demonstrate the sound of your Wilderness Whistle, and let Crews know you'll start and stop most games during the week with that sound, so they'll want to listen carefully for it.

SAY Maybe you've played the game Marco Polo before. Marco Polo was a famous explorer who spent a lot of his time traveling in China. But we're not in China! We're in Alaska. So we'll play the same game using the name of a British explorer who scoped out Alaska in 1778. We'll play James Cook!

1. Choose one teenager to be the first Explorer.
2. The Explorer will close his or her eyes while everyone else spreads out around the playing area.
3. The Explorer will carry the bucket of sponge balls.
4. Whenever the Explorer says, "James," everyone else must say (not whisper), "Cook!"
5. Teens can take slow-motion side steps during the game but may not move other than that.
6. The Explorer will try to use his or her sense of hearing to find other teens. Then the Explorer will attempt to throw a sponge ball and hit other teens.
7. If someone gets hit, he or she is out.



8. When the bucket is empty, the round ends and you can refill it and choose a new Explorer.
9. Play the Sing & Play Peak Music quietly in the background while Crews play.
10. Turn off the music and sound your Wilderness Whistle when it's time to move on.

ASK In this game, how did you feel when you were the Explorer?

When have you felt [words teens shared] **about something in your life?** Share your own example before inviting Crews to share. This models vulnerability and also gives teenagers a chance to think about their own stories.

In our game, you could call out and listen when you weren't sure where people were. What can you do when you wonder about faith and life?

SAY When you were the Explorer, there was a lot you didn't know. You wondered where people were and hoped you were hitting your target with the sponge ball! Life can be like that, too. Sometimes we just aren't sure what's going on! We might wonder if we have things right. It's a lot like James Cook exploring Alaska, not sure what he'd find. But when we wonder, we can trust Jesus! We can call out to him for help!

Have teens help you put all the balls back into the bucket.

Allow about five minutes for teens to take a break before gathering back together for the Bible Study.

BIBLE STUDY: I Wonder... (45 minutes)



Supplies:

- Bibles, bookmarked at Matthew 3 (1 per Crew)
- paper
- pencils
- timer
- volunteer who can do a brief visit, dressed strangely
- bowl of raisins

- river rocks (1 per teenager)

- permanent markers



- Sing & Play Peak Music CD or download*

- media player



- Wilderness Whistle*

*available from group.com or your Group VBS supplier

Question Everything

SAY Since we're talking about wonder today, I wonder...what you wonder!

Let's see who can come up with the most questions in one minute. They don't have to be questions about God—just anything you wonder about!

Have Materials Managers help you distribute paper and pencils. When you say "go," you'll start the timer and allow one minute for teens to write their questions individually.

After a minute, tell teens to put their pencils down and then compare questions with others in their Crew. Remind Guides to facilitate the discussion.

ASK What were some of the best questions you heard from your Crew members?

SAY We all have things we wonder about. They can be smaller wonderings like "I wonder what size sandal Jesus wore" or bigger wonderings like "I wonder why God allows so much evil to happen in our world." Today we'll discover that when we wonder, we can trust Jesus!

Wonder About the Messiah

SAY Here's a little bit of background for our Bible story. God had promised his people that he would send a Messiah—someone to save them. They thought the Messiah would save them from oppressive governments. Really, God promised the Messiah to save us from our sins. There are a lot of prophecies in the Old Testament that tell about that promise.

Then God went silent. For about 400 years between the Old Testament and the New Testament sections in the Bible, there were no prophets. It seemed like no one heard from God.

People were still waiting and waiting for the Messiah. But they had some questions!

ASK What questions would you want to ask God if you were alive during that time? Have teenagers brainstorm in their Crews, then ask Guides to share some of their questions with the group.

SAY So you can understand that the people of that time were doing a lot of wondering! Where was the Messiah? Did God remember his promise? Had God abandoned them? When would the Messiah come? How would they recognize him? With all those wonderings...



At this point your volunteer should come in, dressed in odd clothes, with messy hair, and carrying a bowl of raisins. You'll act confused and surprised by this person intruding.

Periodically the volunteer should snack on some raisins and say things like "Oh, these dung beetles are delicious! Would you like some?"

The volunteer will also make proclamations about you, including:

- Look, there's [your name]!
- [Your name] is full of wisdom!
- [Your name] is a wonderful teacher!
- Everyone listen to [your name]!
- Prepare your hearts for the teachings of [your name]!

Then the volunteer will abruptly leave.

SAY Umm...so speaking of wondering...I have a lot that I wonder about the person who just came in here!

ASK What would you like to ask that person?

SAY That person seemed kind of strange. [He/she] was dressed unusually and was eating beetles!

But [he/she] reminded me of someone in the Bible. Someone who came along when everyone was already wondering all those questions about the Messiah.

Explore John the Baptist

Distribute Bibles to each Crew, and have them turn to the marked page in Matthew 3. Have Readers read Matthew 3:1-6 to their Crews.

ASK What similarities do you see between our visitor and John? What's different?

SAY If someone walked around like our visitor today, dressed oddly and saying surprising things, they might not be very popular. John was unusual, but people came from all over to see and hear him. I wonder...

ASK Why do you think that might be?

SAY The Bible tells us that some people wondered if *John* might be the Messiah they'd been waiting for! (John 1:19-23) But John said he wasn't the Messiah. He was, however, preparing the way for the Messiah. The Messiah was coming soon!

COMPASS CLUE

Here's a tip for helping teenagers stay focused as they explore Scripture. On a whiteboard or sheet of newsprint, write "Read the passage. What similarities do you see between our visitor and John? What's different?" You'll give teens a clear reminder of what they're to look for in the Bible passage.

SAY You'll notice the Bible refers to John as John the Baptist and that he baptized people in the river. In those days, Jewish people would get baptized as a symbol of how God forgave them. There was nothing special or supernatural about the water, but being cleaned on the outside showed what God did in their hearts.

So the Jews got ready for the Messiah by showing how God had forgiven them. But then something confusing happened.

Have Crews read Matthew 3:13-15.

John knew Jesus is the Messiah. And Jesus had never done anything wrong! So if baptism was to show forgiveness, John must have wondered why Jesus wanted to be baptized. But when we wonder, we can trust Jesus! Jesus simply told John it needed to happen. John trusted Jesus and baptized him.

After that, John got the answer to any doubts he might have had about who Jesus is.

Have Crews read Matthew 3:16-17.

John heard the truth straight from heaven: Jesus is God's Son! That's why we can trust him.

Have Guides lead Crews in discussing these questions:

ASK What difference does it make to know Jesus is God's Son? Why do you think people might doubt that today?

SAY If Jesus were just some random guy, we may or may not feel like we could trust him. But Jesus is God's Son! That means we can always trust him to keep his promises, to be with us, and to have all the power—because that's who God is! And because he's God's Son, Jesus knows the answers to our questions. When we wonder, we can trust Jesus!


Spin Around

SAY Now maybe you have times in life when your trust in Jesus is really strong, but then things happen that make you start to wonder and doubt. John had that happen, too! Let's explore that idea a little more.

I'm going to say things that might make you wonder and doubt Jesus. As I do, stand up and spin in circles.

Read these slowly so teenagers get nice and dizzy.

- Maybe you lost a loved one, and you wonder why Jesus didn't heal that person.
- Maybe you prayed and prayed about something, but it felt like Jesus didn't hear your prayers.



- Maybe your teachers taught you some things that made you wonder if God can really be real.
- Maybe your friends told you they think believing in Jesus is just a “crutch” to help you feel better.
- Maybe you got confused by something you read in the Bible.
- Maybe you have questions that the Bible just doesn’t answer.
- Maybe a Christian you really looked up to turned away from Jesus.
- Maybe you were hurt by people at church.

ASK

You can stop spinning now, but stay standing and tell me how you feel. Invite responses from everyone.

SAY

Have a seat—maybe even lie down or lean against a wall and close your eyes.

You felt [words teens shared] because you were physically dizzy. But sometimes life can feel like that. We don’t know which way is up! Keep resting while I read what happened to John.

Read Matthew 11:2-3.

John had been put in prison. Eventually, he would be beheaded in prison. And being in prison made him wonder again. Even though he’d heard God announce who Jesus was, it didn’t seem like Jesus was helping him! So he asked, “Are you the Messiah or should we keep looking?”

Jesus gave John’s friends more truths to hold on to. He pointed to all the miracles he was doing: healing the blind, people who couldn’t walk, and lepers. Bringing people back to life! Preaching good news to the poor. All these acts were signs that Jesus is who God said he was.

Let’s think about how truths can help us when we feel mixed up.

Have teenagers stand back up and find a partner. Have partners find out who is older in their pair.

The older partners will spin while the younger partners remain still. As you spin, when you start to feel dizzy, catch your balance by holding on to your partner. Spin as I share these things.

- Because Jesus healed the sick, I can trust that he can heal my loved one in heaven.
- Because Jesus raised the dead, I can trust that he can give me eternal life.



- Because Jesus preached good news to the poor, I can trust that he is good.
- Because Jesus showed us who God is, I can turn to him for answers.
- Because Jesus is faithful, I can trust that he cares about those who left him.
- Because Jesus loves me, I can trust that he won't hurt me.

Let teens rest and get their balance, then switch partners and repeat the above. Then have teenagers sit with their Crews, and have Guides lead Crews in discussing these questions:

ASK Which truth was the most meaningful to you? Repeat the truths again if teens need to hear them again.

Fill in the blanks with your own thoughts: Because Jesus _____, I can trust _____.

SAY Jesus didn't promise that this life would be easy. In fact, he promised we'd face troubles! But he did promise he'd always be with us and that he's stronger than the world. When we wonder, we can trust Jesus! We might still get dizzyed by life sometimes, but he's a strong foundation to hold on to.

Write on a Rock

SAY We've explored several truths about Jesus that help us trust him. But I'd like you to think of just one of those that means the most to you. Just one that you want to hold on to when doubts and wonderings come along.

Distribute rocks and permanent markers.

Rocks are strong and sturdy. They don't rot away like wood. They don't die like humans and animals do. They can be a physical reminder of the solid truths about Jesus. Write your one truth on your rock. You'll take it home with you as a reminder that when we wonder, we can trust Jesus! You can use your rock to help you have rock-solid faith.

Invite the Prayer People to close the Bible study time with their Crews in prayer.

Allow a five-minute break, and then gather everyone together for a fun service project.



SERVICE PROJECT: Gospel Booklets (15 minutes)



Supplies:

- Bibles
- “Gospel Booklet” handouts on pp. 25-26 (1 per teenager)
- colorful markers



- scissors
- staplers
- Wilderness Whistle*

*available from group.com or your Group VBS supplier

COMPASS CLUE



It's a lot easier to put the booklet together if you set your printer to double sided.



Before You Hit the Trail

Decide who will receive your booklets. If your church has a prison ministry, that's a great outreach idea that will connect with John being in prison. But you could also give these booklets to anyone who needs encouragement, such as teachers and first responders. The booklets are geared toward adults, so keep that in mind as you select your recipients.

SAY

When we wonder, we can trust Jesus! When life gets hard, that can make us wonder a lot. We need encouragement! Let's make booklets full of truths people can hold on to when they wonder.

Tell teens about where your booklets will go.

Distribute scissors, markers, staplers, and the “Gospel Booklet” handouts. (You may want to explain that *gospel* means “good news” and that the booklets share the good news—and truth—about Jesus!)

Allow 15 minutes for teenagers to cut apart the booklet pages, add color, and staple the pages together to make a book.

Collect the books to give to your recipients.

When we wonder, we can trust Jesus! Let's pray for the people who receive these books to know and trust Jesus.

Lead teens in prayer, encouraging the Prayer People to pray within their Crews.

Now let's get a snack!

Head to the kitchen to collect the Tundra Treats.

TUNDRA TREATS (20 minutes)

Supplies:

- trays with snack from Tundra Treats Leader (1 per Crew)
- napkins (1 per person)
- cups of water (1 per person)

Ask the Tundra Treats kitchen staff to set out the snack ingredients designated for your group of teens.

If anyone in your group has food allergies, connect with the Tundra Treats Leader to see what snack alternative or variation he or she is providing and make sure the alternative goes to anyone who needs it.

Have the Tundra Treats Coordinator from each Crew take a tray for the Crew.

Then head back to your youth room and ask the Prayer Person from each Crew to pray.


When everyone is back in the youth room and Crews are gathered with their snack supplies, have them enjoy their snacks while chatting and getting to know each other. It's a relaxed befriending time that also allows everyone a break from all they've been processing throughout the day. If Crews need some conversation starters, offer simple get-to-know-you questions for Crews to answer, such as the following:

- **What was the best part of your weekend, and why?**
- **What's something you're looking forward to this year?**
- **What do you like to do for fun?**

When everyone's done eating, each Crew's Tundra Treats Coordinator can lead cleanup, throwing away any trash and quickly taking any leftover snacks back to the Tundra Treats kitchen staff. Once Crews have cleaned up from snack, gather them close for a quick discussion before Compass Closing.



OR



WATCHING FOR GOD (10 minutes)



Supplies:

— Watch for God
Wristbands*
(1 per person)

*available from group.com
or your Group VBS supplier

SAY

Today we explored how when we wonder, we can trust Jesus! We saw how John heard an indisputable truth but later had doubts. We discovered that we often have the same kind of thing happen to us, but we can hold on to the truth about who Jesus is. And we can watch for Jesus at work in our lives!

Give each person a Watch for God Wristband to wear throughout the week (and beyond) as a reminder to look for God in action.

This week at True North, we'll look for God Sightings—everyday clues that God is present and active in our world. Each day, you'll share a different God Sighting. A God Sighting is simply an acknowledgment that God has done something—giving God credit where credit is due. It's developing a God-focused view and a grateful heart. We can see God's work in Scripture, people, circumstances, and nature.

You are God Sightings to me! You've shown me why God loves you by helping me get to know each of you a little bit better today.

You'll get to share your God Sightings starting in tomorrow's Sing & Play Peak, so wear your wristbands throughout the week to help you remember to watch for and remember the ways you see God at work.

Thanks for being here today! I hope you'll join us again for tomorrow's journey!

Head to Compass Closing.

COMPASS CLOSING (25 minutes)

Join the rest of the True North participants for an upbeat closing program.

Give thanks to God for an awesome first day at True North.



True North Expedition

Vote for your top three choices of how you'd like to explore Alaska. Label your first choice with a 1, your second choice with a 2, and your third choice with a 3.



___ Alaskan cruise



___ camping adventure



___ stay in a fancy hotel in a city



___ dog sledding



___ flightseeing tour



___ stay in an ice fort

Crew Roles

Jobs	Duties
Reader	reads Bible passages aloud
Prayer Person	leads or opens prayer times
Guide	keeps Crew members focused during discussions
Coach	makes sure people use kind words and actions
Materials Manager	distributes and collects supplies
Tundra Treats Coordinator	grabs any special snack ingredients for the Crew and leads cleanup



Fold

You can trust that Jesus is always with you.

“Teach these new disciples to obey all the commands I have given you. And be sure of this: I am with you always, even to the end of the age” (Matthew 28:20).



8


Gospel Booklet

When you wonder, you can trust Jesus!



You can trust that Jesus died for you and came back to life!

“The women were terrified and bowed with their faces to the ground. Then the men asked, ‘Why are you looking among the dead for someone who is alive? He isn’t here! He is risen from the dead! Remember what he told you back in Galilee, that the Son of Man must be betrayed into the hands of sinful men and be crucified, and that he would rise again on the third day’” (Luke 24:5-7).



6

You can trust that Jesus came and lived on earth.


“So the Word became human and made his home among us. He was full of unfailing love and faithfulness. And we have seen his glory, the glory of the Father’s one and only Son” (John 1:14).



3

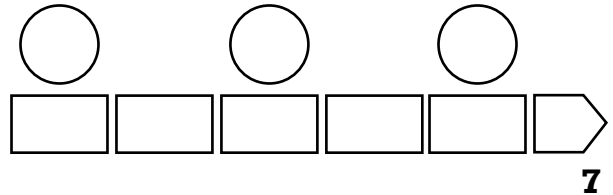
You can trust that Jesus is God's Son.

"After his baptism, as Jesus came up out of the water, the heavens were opened and he saw the Spirit of God descending like a dove and settling on him. And a voice from heaven said, 'This is my dearly loved Son, who brings me great joy'" (Matthew 3:16-17).



You can trust that Jesus forgives you and offers you eternal life.

"Don't let your hearts be troubled. Trust in God, and trust also in me. There is more than enough room in my Father's home. If this were not so, would I have told you that I am going to prepare a place for you? When everything is ready, I will come and get you, so that you will always be with me where I am" (John 14:1-3).



You can trust that Jesus loves you.

"For this is how God loved the world: He gave his one and only Son, so that everyone who believes in him will not perish but have eternal life" (John 3:16).



You can trust that Jesus can do miracles.

"Jesus returned to the Sea of Galilee and climbed a hill and sat down. A vast crowd brought to him people who were lame, blind, crippled, those who couldn't speak, and many others. They laid them before Jesus, and he healed them all. The crowd was amazed! Those who hadn't been able to speak were talking, the crippled were made well, the lame were walking, and the blind could see again! And they praised the God of Israel" (Matthew 15:29-31).



Summit Youth Leader Manual

Day 1



Make Gospel booklets to share with those who wonder about Jesus.

Day 2



Herd and find sheep to see how Jesus seeks them when they are alone.

Day 3



Explore how they can trust in Jesus' power when their own power runs out.

Day 4



Tear papers into a hopeless mess as they discover how Jesus' death and resurrection brought hope.

Day 5



Use supplies to help them portray the Holy Spirit's arrival and discover how we can trust Jesus to help us.



Questions:

group.com/TrueNorth

800.447.1070

Follow Group VBS on:



group.com/vbs

Group

ISBN 978-1-4707-7753-1



9 781470 777531

VBS Programming



THIS IS A SAMPLE

The number of pages is limited.

Purchase the item for the complete version.

