two or more®

Small Church Curriculum for Kids®

Quarter

6

Ages 3-5 **Only Preschoolers**

LEADER GUIDE



Small Church Curriculum for Kids®

Leader Guide

Only Preschoolers

Group resources really work!

This Group resource incorporates our R.E.A.L. approach to ministry. It reinforces a growing friendship with Jesus, encourages long-term learning, and results in life transformation, because it's:

Relational
Person-to-person interaction enhances spiritual growth and builds Christian friendships.

Experiential
What we experience through action and discussion sticks with us up to 9 times longer than what we simply hear or read.

Applicable
The aim of ministry is to equip people to be both hearers and doers of God's Word.

Lifelong
Experiences transform the heart, moving faith beyond the walls of church and into everyday life for years to come.

Two or More®

Small Church Curriculum for Kids®

Only Preschoolers

Copyright © 2026 Group Publishing/0000 0001 0362 4853
Group Publishing is a ministry of Cook Media Global. All rights reserved. No part of this book may be reproduced in any manner whatsoever without prior written permission from the publisher, except where noted in the text and in the case of brief quotations embodied in critical articles and reviews. For information, visit group.com/permissions.

Visit our website: group.com

Credits

Photography: Rodney Stewart

Executive Director of Content Creation: Jody Brolsma

Editorial Team: Jody Brolsma, Ali Cole, Laycie McClain

Assistant Editors: Lyndsay Gerwing, Faith Hatcher, Sarah Rasmussen

Design Team: Jeff Storm, Stephen Caine, Becky Otoupalik

Scripture quotations are taken from the Holy Bible, New Living Translation, copyright ©1996, 2004, 2015 by Tyndale House Foundation. Used by permission of Tyndale House Publishers, Inc., Carol Stream, Illinois 60188. All rights reserved.

ISBN 978-1-4707-8299-3

Printed in the U.S.A.

10 9 8 7 6 5 4 3 2 1 29 28 27 26

Contents

Quarter 6

Welcome

Intro — **Welcome to Two or More** 4

THEME: GOD IS OUR FRIEND

Lesson 1 — **Moses and the Burning Bush** 7
Lesson 2 — **God Tells Job About His Creation** 19
Lesson 3 — **God's Promise to Abraham** 31
Lesson 4 — **God Comforts Hagar** 43
Lesson 5 — **God's Special Home** 55

THEME: EXPECT THE UNEXPECTED

Lesson 6 — **Jesus Feeds Five Thousand** 67
Lesson 7 — **Who's the Greatest?** 79
Lesson 8 — **Jesus Forgives a Woman** 91
Lesson 9 — **The Prodigal Son** 103

THEME: THE CHURCH GROWS

Lesson 10 — **The Church Unites** 115
Lesson 11 — **The Church Sends Missionaries** 127
Lesson 12 — **People Pray for Peter** 139
Lesson 13 — **Paul Raises Up Timothy** 151



We're Spot and Dot, and we're going to help you as you lead kids through these Bible lessons.

Is Christmas or Easter coming up? You can access your free digital holiday lessons in the Digital Download Center. If you want a printed copy, order one online at group.com.

Welcome



WELCOME TO TWO OR MORE

The children's curriculum specially designed for small churches!

Small Churches Rock!

We see you, small churches. And we love you!

For too long, you've had to adapt curriculums that are geared for big groups of kids, or that felt like big productions—when you have totally different needs and strengths.

And that's why we created Two or More—to help you shine!

With Two or More, you can rest assured that every lesson is designed just for you. Every lesson will...

- be simply laid out and easy to follow—easy to glance at quickly to maintain eye contact with kids
- be geared for smaller groups of kids
- help you capitalize on your greatest strength: your ability to foster relationships

...all while helping kids know Jesus and build lifelong faith!

Here's a fact: one of the greatest emotional needs kids have is to feel *seen*, *known*, and *loved*. To have that sense of "I belong here" and "people would notice if I weren't here."

Those needs can be hard for big churches to fill. It takes a lot of intentionality for big churches to create small groups and make every child feel like he or she has a place.

But for you? That's your greatest strength! When you have only a few kids, you can't help but connect with them! Every child who comes into your church is seen, known, and loved.

Maybe you've thought that unless you grow in number, your efforts are of limited value—like teaching only a few kids isn't really making a big impact. But consider this: Jesus loved small. Sure, he taught big crowds. But he really invested his time in a relationship with 12 followers. And even among them, he had three he mentored even more closely.

When a boy brought Jesus a small offering of fish and bread, Jesus made it work. When Jesus saw a mustard seed, he said that's what faith should be like. When one sheep went missing, he noticed—and cared a lot.

Jesus can do a lot with small.

HOW DOES IT WORK?

You may be wondering...will this really be age-appropriate for my preschoolers?

Yes!

Two or More ensures that every lesson is simple and applicable for preschoolers.

Here are the ingredients of our secret sauce to make lessons meaningful for preschoolers:

- **Simplicity.** Kids learn one easy-to-remember Bible point each week.
- **Discussion**. We help preschoolers process discoveries and share their own stories through simple, preschool-friendly questions.
- **Application.** We make sure preschoolers know *why* the Bible story matters to them with application that makes sense in a 3-year old's world.
- **Movement.** Because kids are moving, they're engaged, and you'll keep their short attention spans.
- **YOU.** Because you're there, loving every one of them, kids will walk away feeling seen, known, and loved.

Plus, you'll find that while each quarter of Two or More includes bite-size themes, you'll work through the Bible, both Old and New Testament, every year! This approach helps you give a strategic, thoughtful faith foundation to kids in your ministry.

We've curated the most small-church-friendly parts of Dig In curriculum, adapted it just for you, and designed it in a glanceable layout that you're sure to love.

TWO OR MORE LESSONS

So what can you expect as you dive into Two or More?

Check In

This section was designed to really hone in on the small church's ability to see and know kids. Each week, there's a general question about how kids are doing—a chance for them to share openly. And because you have only a few kids, there's time for *everyone* to share.

Set the Stage
To set the stage, you'll ask a more fun, imaginative question that helps kids gear up for the day's Bible point or story.

Experience the Bible
Kids won't sit passively and listen to you tell a Bible story. The Bible comes to life in an experiential way! With simple, effective experiences, kids get to unpack what happened in the Bible...and why that matters today.

Hands-On Discovery
We surveyed small churches and found that most of you love to do crafts or science experiments. In Hands-On Discovery, kids get their hands busy and make exciting crafts or see how science can point us to God. But these crafts and object lessons aren't merely busy work—they're intentional experiences geared toward discovery and life application.

Play a Game
Yes, you can play games! Even with mixed ages. Even with only two kids. You'll never see a game in Two or More that requires you to break into teams...because we know your small group may *be* a team! But we also know that kids love to play *with you*. So no matter how many kids you have, join in the fun to help build relationships! Plus, every game wraps up with questions that help kids make a connection to the Bible point.

Color and Create
Coloring sheets provide a visual preschoolers can enjoy and take home. These coloring sheets also include the Bible passage and a summary of what they learned, so parents can get a quick glance at what their kids are learning. Plus, some coloring sheets involve adding extra fun elements!

Pray Together
Of course, prayer is important! And this section models that by helping kids get involved in praying rather than simply hearing their teacher pray. With your smaller group, it's a great chance to give *every child* a turn to pray.

BONUS: Explore More
We know that some churches are pressed for time and may not even be able to use all the experiences above! But we also know that sometimes you have more than an hour to teach, and we want to make sure every moment counts. Your time with kids is limited and precious, so don't rely on disconnected games and activities to "fill time." Instead, use this intentional experience that furthers kids' exploration of the Bible point.

BONUS: Sing Together
We know that some small churches have kids in "big church" for worship and others don't. So if you need to incorporate worship music in your lesson, we've got you covered with all-included downloadable music videos and audio tracks in the Digital Download Center. Need a DVD? The Best of Dig In DVD, available at group.com, has all the same great songs you'll find online! If you do use media, this is a great opportunity to involve teenagers as leaders—most teens know a lot about technology!

Don't feel like you have to do *all* the options. With Two or More's one-point learning, you're guaranteed to cover the point of the lesson, no matter how far you get!

THEME: **God Is Our Friend**

Moses and the Burning Bush

Exodus 3:1–4:17

Lesson 1

Teacher Background

What Happens: Moses is tending his sheep when he sees a strange sight: a bush that's on fire but not burning up. When he goes to investigate, he hears God speak to him and sees God give clear signs of who he is. Moses' encounter makes it clear that God is real.

Why It Matters: Even from this young of an age, preschoolers are exposed to so many things that look real...but aren't. As AI gets more and more convincing, preschoolers are growing up in a world where they have to sort through what's real and what only seems real. Help cement the truth that we can be sure God is real.

Think About: What evidence have you seen or experienced that shows you God is real?

Pray that God will make his presence real in your ministry and reveal himself to your kids.



Point:
God is real.

Key Verse:
"So now we can rejoice in our wonderful new relationship with God because our Lord Jesus Christ has made us friends of God."

Romans 5:11

QUICK TIP

Some younger preschoolers may just be learning the difference between real and fiction, not sure if their favorite cartoon characters are real. That said, they definitely understand how to pretend! If the idea of "real" seems over kids' heads, explain real in the context of not being pretend.

Date:_____

This Lesson **at a Glance**

WHAT HAPPENS	KIDS DISCOVER
CHECK IN Connect about the week.	The importance of friendships at church.
SET THE STAGE Share about a topic related to the lesson.	The connection between their world and the Bible.
EXPERIENCE THE BIBLE Act out the story and find out God is real.	The evidence God gave Moses that he's real.
HANDS-ON DISCOVERY Make craft stick puzzles.	Amazing things can remind us God is real.
PLAY A GAME Run as snakes and freeze as sticks.	We can look for evidence that God is real.
COLOR AND CREATE Color a picture of the Bible story.	What happened in the Bible story.
PRAY TOGETHER Feel a breeze and pray.	Even though we can't see God, we can trust he's real.

BONUS OPTIONS		
	EXPLORE MORE Blow cotton balls around.	God is as real as the wind.
	SING TOGETHER Sing worship songs together.	How to celebrate God.

	MINUTES	EASY SUPPLIES	EASY PREP
	5		
	5		
	10	☐ Bible ☐ fan ☐ flashlight ☐ green, red, orange, and yellow tissue paper ☐ rope	☐ Tie strips of the tissue paper to the outside of the fan. Place a flashlight behind the fan.
	10	☐ large craft sticks (6 per child) ☐ painter's tape (about 4 inches per child) ☐ green markers ☐ small plates ☐ washable red, orange, and yellow tempera paint ☐ plastic forks (1 per child) ☐ sandwich-size resealable plastic bags	☐ Make a sample craft to show kids. ☐ Put a small amount of red, orange, and yellow paint on each plate.
	10	☐ 4 cones	☐ Set out 1 starting cone and a row of 3 additional cones.
	10	☐ "Moses and the Burning Bush" Coloring Page (page 15) ☐ crayons	
	5	☐ fan	

	10	☐ cotton balls ☐ tables or plastic tablecloth	
	10	☐ worship music ☐ media player	☐ Download songs from the Digital Download Center.

CHECK IN (5 MINUTES)

- Thank kids for coming and have kids shake hands with a friend using the back of their hands.
- Make announcements and collect offering.
- Celebrate any birthdays by having preschoolers sing a birthday song off-key.

ASK: What do you want to tell everyone today? Share your own quick story first, and then let everyone share! For groups of more than six, have kids share in pairs so everyone has a turn to talk.

SET THE STAGE (5 MINUTES)

SAY: Today we'll learn ➡ God is real. We'll hear a story about a surprising fire God's friend Moses saw. Let's begin today by talking about fires we've seen.

ASK: What is a fire *you've* seen that you thought was neat? Share your own quick story first, and then let everyone share!

SAY: Fires can be amazing. The fire Moses saw was the most amazing fire ever because God was there in that fire! Let's find out more about how God showed Moses he's real when he showed up in a fire.

EXPERIENCE THE BIBLE (10 MINUTES)

SUPPLIES

- Bible
- fan
- flashlight
- green, red, orange, and yellow tissue paper
- rope

EASY PREP

- Tie strips of the tissue paper to the outside of the fan. Place a flashlight behind the fan.

SEE THE BURNING BUSH

Show the Bible.

SAY: There was a man named Moses. He was out in a field taking care of his animals.

Have an adult or teen helper turn on the flashlight and fan. Abruptly point out the "fire."

SAY: While Moses was watching his animals, he noticed a bush on fire! But the bush wasn't burning up! Gather the kids around the fan.

Read aloud Exodus 3:3-4.

SAY: Wow! ➡ God is real, and he talked to Moses from a burning bush! When God called to Moses, Moses said, "Here I am!"

Stand behind the "fire" and call each child's name, inviting kids to respond, "Here I am!"

SAY: God told Moses he is the real God—Moses' grandpa's God, and the God of all the people who ever lived. Some people back then believed in make-believe gods, but this was the one real God! Wow! This was a really special experience for Moses!

ACT OUT THE SIGNS

SAY: God told Moses why he had shown up in that burning bush. He said he'd heard his friends' prayers and had a plan to rescue them. And he wanted Moses to be the leader who would lead God's friends into a new, safe place. But Moses was scared because he didn't know how to be a leader.

ASK: When have *you* been scared to try something new? Kids might share about riding a bike or swimming.

SAY: God said, "I'll give you a sign that I am real." He told Moses to throw his stick on the ground, and when he did, it turned into a snake! Then God told Moses to pick up the snake, and when he did, the snake turned back into his stick!

Lead kids in pretending to have a staff and throw it down. Place a rope on the floor, and slither it around like a snake. The kids can pretend to be scared and hop around so the "snake" doesn't get them. Invite kids to share whether they'd want to pick up a snake by its tail.

SAY: Even after all that, Moses still felt unsure about leading God's friends. But finally he agreed when God said he'd be with Moses, he'd tell Moses what to say, and Moses could bring his brother Aaron. And Moses and Aaron did just what God told them to do because they knew ➡ God is real and he had a great plan!

Turn off the fan and flashlight.

TALK ABOUT IT

SAY: Moses hadn't seen God before, but God showed he's real by talking to Moses through that burning bush. You probably haven't talked to God while he was in a burning bush, but that doesn't mean he's not real! ➡ God is real, he loves you, and he wants to be your friend. Think about this:

- **You can't see the air around us, but you can breathe it in.** Invite kids to take several deep breaths. **We have to have air to live!**
- **You can't see wind, but you can feel it on your skin.** Turn on the fan and blow it on kids. **We can see what wind does, like make our hair fly around.** Invite kids to share other ways they can see that wind is blowing, such as rustling trees or branches.
- **You can't see what I'm saying, but you can hear it with your ears!** Invite kids to make silly noises, and observe that they can't see them but they can hear them.

➡ God is real, even though we can't see him. We can talk to him, and sometimes we'll hear an answer back in our hearts and minds. We can read about him in the Bible, and we'll learn about him. ➡ God is real, and he loves you!

HANDS-ON DISCOVERY (10 MINUTES)

SUPPLIES

- large craft sticks (6 per child)
- painter's tape (about 4 inches per child)
- green markers
- small plates
- washable red, orange, and yellow tempera paint
- plastic forks (1 per child)
- sandwich-size resealable plastic bags

EASY PREP

- Make a sample craft to show kids.
- Put a small amount of red, orange, and yellow paint on each plate.

Celebrate Small

This craft may take a little bit of extra assistance—and that's one of the many advantages of being a small church!

MAKE PUZZLES

SAY: God made a bush that was on fire but not burning up! Seeing the bush helped Moses know that ➡ God is real. Let's make something to remind us of the amazing things God can do.

- Give each child six craft sticks and a 4-inch piece of tape. Help kids lay their craft sticks side by side on the tape to create one solid surface.
- Encourage kids to use green markers to draw some grass and a bush on the craft sticks.
- Set the plates of paint in front of kids, and give each child a fork. Show kids how to use the fork to add fire to their bushes. Encourage kids to put the paint on thinly so it will dry quickly.
- As kids paint, ask them to share about amazing things they've seen.

ASSEMBLE PUZZLES

SAY: Even though the bush Moses saw was on fire, it didn't burn up. That's amazing! God does the *most* amazing things. He makes beautiful flowers, interesting animals, and all our wonderful friends. These things help us know that ➡ God is real.

Our puzzles can help us remember to look for amazing things God does every day.

You may want to move on to the game while the paint dries, then revisit this activity. Help kids remove the tape from the backs of their craft stick puzzles and work to reassemble the pictures on the sticks. Give each child a resealable plastic bag to put the puzzle in when heading home.

PLAY A GAME (10 MINUTES)

PLAY SNAKES AND STICKS

SAY: God did something amazing and turned Moses' stick into a snake. That helped Moses know that ➡ God is real! Let's play a game where we pretend to be sticks and snakes.

- Help kids line up behind the starting cone so they're holding on to the shoulders of the kids in front of them. Encourage leaders to join in to make a longer snake!
- Once kids are lined up, encourage them to freeze like a stick.
- Yell: **Snake!** Lead kids to pretend to be snakes as they weave in and out of the row of cones. Kids will go around the last cone and weave in and out of the cones back to the starting cone.
- Periodically yell: **Stick!** Encourage kids to freeze in place as if their snake has turned back into a stick. Then yell: **Snake!** Encourage them to run like a snake again.
- When kids reach the starting cone, the first person in line will run to the back to become the tail of the snake, and the next child in line will become the head. Then they can run through the cones again.
- If kids become disconnected, encourage them to stop and reconnect their snake before running again.
- Continue as time allows, alternating between snakes and sticks as kids weave back and forth through the cones.

SUPPLIES

- 4 cones

EASY PREP

- Set out 1 starting cone and a row of 3 additional cones.

Quick Tip

If your "snake" is going to be more than eight kids, have a couple of cone setups and form multiple shorter snakes so it doesn't get too crazy!

TALK ABOUT SNAKES

SAY: We pretended to be snakes in our game.

Share about a time *you* saw a snake. It may have been on a hike, on a nature program on TV, or a friend's pet.

ASK: Tell about a snake *you've* seen. Kids may have seen a snake in the zoo, on a camping trip, or in a picture book.

SAY: God showed Moses that he's real by turning a regular old stick into a snake. That's amazing! God shows *us* he's real, too. We can see ➡ God is real when we see a beautiful sunset or a really cool animal he made.

We also know ➡ God is real when he helps us if we're afraid or sick. There are things all around us to show us ➡ God is real. We just have to look for them.

COLOR AND CREATE (10 MINUTES)

SUPPLIES

- "Moses and the Burning Bush" Coloring Page (page 15)
- crayons

Distribute the coloring pages and crayons.

SAY: In the Bible, the bush that was on fire but not burning up was proof for Moses that ➡ God is real. Let's color that scene!

Allow time for kids to color.

Moses and the Burning Bush

Coloring Page

Exodus 3:1–4:17: Moses was out taking care of sheep one day when he noticed something unusual: a bush that was on fire—but not burning up! Then he heard God calling to him from the bush. God asked Moses to help set his people free! And Moses got to see a lot of proof that *God is real*.

Permission to photocopy this resource from Group's Two or More granted for local church use. Copyright © Group Publishing. Group is a ministry of Cook Media Global.

PRAY TOGETHER (5 MINUTES)

SUPPLIES
- fan

FEEL WIND

SAY: Today we learned that ➡ God is real. We felt the wind from a fan to remind us that even though we can't see God, we can feel his friendship in our hearts.

Turn on the fan, and allow a moment for kids to feel the wind.

PRAY

Leave the fan on.

SAY: We can't see the wind, but we know it's there because we can feel it. We know the wind is real, and we know ➡ God is real even though we can't see him with our eyes. We can talk to him, and we can feel his love and friendship in our hearts.

Lead kids to hug themselves as you ask God to show kids that he's real, thank God for doing that, and then close the prayer.

SAY: I'm so happy you came to church today to find out ➡ God is real and he loves you so much! Please come back again to learn more about our loving God.

BONUS OPTION **EXPLORE MORE** (10 MINUTES)

USE THE WIND

SAY: God is real. When we see something, it's easy to believe it's real. But there are things, like God, that we *can't* see even though they're real, too. Let's think about that some more with a game.

- Gather kids around a table or plastic tablecloth, and spread a large pile of cotton balls in front of them.
- On your cue, encourage kids to work together to blow all their cotton balls off the table.

SAY: Wow! That's amazing! The cotton balls are moving, and I can't see anything touching them. Look on in wonder as kids continue blowing the cotton balls.

- After all the cotton balls have been blown off the table, encourage kids to gather them and return them to their original place.
- Continue playing as time allows, expressing wonder at the movement of the cotton balls.

TALK ABOUT THE WIND

SAY: You used your breath to move the cotton balls. We can't see your breath, but we know it's there because we see what it does. We can't see God either, but we can see evidence that God is real. We can see things God does all around us, like helping us get better when we're sick or making a beautiful sunset.

God even did something extra amazing to show us he's real. He sent his Son, Jesus, to live on earth! And Jesus died for us to show us God's love for us. We can't see Jesus, but people who were alive when he was here got to see and touch him. So we know Jesus is real!

SUPPLIES

- cotton balls
- tables or plastic tablecloths

BONUS OPTION SING TOGETHER (10 MINUTES)

SUPPLIES

- worship music
- media player

EASY PREP

- Download songs from the Digital Download Center.

Sing worship songs with your kids.

Spend 13 weeks diving into these exciting topics with your small group of preschoolers!

God Is Our Friend			
1	Moses and the Burning Bush	Exodus 3:1–4:17	God is real.
2	God Tells Job About His Creation	Job 38–39; Psalm 8	God is the Creator.
3	God's Promise to Abraham	Genesis 15:1-7; 21:1-7	God is faithful.
4	God Comforts Hagar	Genesis 21:8-21	God is kind.
5	God's Special Home	Exodus 40	God is holy.
Expect the Unexpected			
6	Jesus Feeds Five Thousand	Matthew 14:13-21; Mark 6:30-44; Luke 9:10-17; John 6:1-15	Jesus does the unexpected.
7	Who's the Greatest?	Matthew 18:1-6; Mark 9:33-37; Luke 9:46-48	Jesus shows us what it means to be great.
8	Jesus Forgives a Woman	John 8:1-11	Jesus forgives.
9	The Prodigal Son	Luke 15:11-32	We are deeply loved.
The Church Grows			
10	The Church Unites	Acts 10	God's family welcomes people.
11	The Church Sends Missionaries	Acts 8:4-40; 11:19-30	God's family is all over the world.
12	People Pray for Peter	Acts 12:6-19	God's family prays together.
13	Paul Raises Up Timothy	Acts 16:1-5; 2 Timothy 1; 1 Timothy 4:12	God's family raises up new leaders.

With Two or More®, you can build relationships with preschoolers and engage in meaningful experiences whether you have two...or a few!

group.com/TwoOrMore
800.447.1070

Group
A MINISTRY OF COOK MEDIA GLOBAL

ISBN 978-1-4707-8299-3
9 781470 782993
Printed in the U.S.A.

133782

THIS IS A SAMPLE

The number of pages is limited.

Purchase the item for the complete version.