

Quarter 1


# two or more™

Small Church Curriculum for Kids™

LEADER GUIDE



**All Kids Together** Ages 3-12



Small Church Curriculum for Kids™

**Leader Guide**  
All Kids Together



## Group resources really work!

This Group resource incorporates our R.E.A.L. approach to ministry. It reinforces a growing friendship with Jesus, encourages long-term learning, and results in life transformation, because it's:

### Relational

Person-to-person interaction enhances spiritual growth and builds Christian friendships.

### Experiential

What we experience through action and discussion sticks with us up to 9 times longer than what we simply hear or read.

### Applicable

The aim of ministry is to equip people to be both hearers and doers of God's Word.

### Lifelong

Experiences transform the heart, moving faith beyond the walls of church and into everyday life for years to come.

# Two or More™

Small Church Curriculum for Kids™

All Kids Together

Copyright © 2025 Group Publishing, a division of David C Cook/0000 0001 0362 4853  
All rights reserved. No part of this book may be reproduced in any manner whatsoever without prior written permission from the publisher, except where noted in the text and in the case of brief quotations embodied in critical articles and reviews. For information, visit [group.com/permissions](http://group.com/permissions).

Visit our website: [group.com](http://group.com)

Credits

Photography: Rodney Stewart

Executive Director of Content Creation: Jody Brolsma

Editorial Team: Jody Brolsma, Laycie McClain, Ali Thompson

Assistant Editors: Lyndsay Gerwing, Micaiah Lee

Design Team: Jeff Storm, Stephen Caine, Karlie Pape

Scripture quotations are taken from the *Holy Bible*, New Living Translation, copyright ©1996, 2004, 2015 by Tyndale House Foundation. Used by permission of Tyndale House Publishers, Inc., Carol Stream, Illinois 60188. All rights reserved.

ISBN 978-1-4707-7955-9

Printed in the U.S.A.

10 9 8 7 6 5 4 3 2 1

28 27 26 25

# Contents

## Quarter 1

### WELCOME

Intro	<b>Welcome to Two or More</b> .....	4
-------	-------------------------------------	---

### IN THE BEGINNING

Lesson 1	<b>God Creates Adam and Eve</b> .....	7
Lesson 2	<b>God Gives Adam and Eve a Choice</b> .....	19
Lesson 3	<b>God Tells Noah to Build an Ark</b> .....	31
Lesson 4	<b>God Promises Abram a Son</b> .....	43
Lesson 5	<b>God Promises Sarah a Son</b> .....	55

### FORGIVEN AND CALLED

Lesson 6	<b>God Washes Us Clean</b> .....	67
Lesson 7	<b>God Made and Knows Us</b> .....	79
Lesson 8	<b>Jesus Calls Disciples</b> .....	91
Lesson 9	<b>Jesus Visits Mary and Martha</b> .....	103

### GOD HAS A PLAN

Lesson 10	<b>God Tells Joseph to Go to Egypt</b> .....	115
Lesson 11	<b>John the Baptist Announces Jesus</b> .....	127
Lesson 12	<b>Jesus Answers Tough Questions</b> .....	139
Lesson 13	<b>Jesus Sends Out Twelve Disciples</b> .....	151



**We're Spot and Dot, and we're going to help you as you lead kids through these Bible lessons.**

Is Christmas or Easter coming up? You can access your free digital holiday lessons in the Digital Download Center.



# Welcome



## WELCOME TO TWO OR MORE

The children's curriculum specially designed for small churches!

### Small Churches Rock!

We see you, small churches. And we love you!

For too long, you've had to adapt curriculums that are geared for big groups of kids or that felt like big productions—when you have totally different needs and strengths.

And that's why we created Two or More—to help you shine!

With Two or More, you can rest assured that every lesson is designed just for you. Every lesson will...

- be simply laid out and easy to follow—easy to glance at quickly to maintain eye contact with kids
- be geared for smaller, mixed-age groups of kids
- help you capitalize on your greatest strength: your ability to foster relationships

...all while helping kids know Jesus and build lifelong faith!

Here's a fact: One of the greatest emotional needs kids have is to feel *seen*, *known*, and *loved*. To have that sense of “I belong here” and “people would notice if I weren't here.”

Those needs can be hard for big churches to fill. It takes a lot of intentionality for big churches to create small groups and make every child feel like he or she has a place.

But for you? That's your greatest strength! When you have only a few kids, you can't help but connect with them! Every child who comes into your church is seen, known, and loved.

Maybe you've thought that unless you grow in number, your efforts are of limited value—like teaching only a few kids isn't really making a big impact. But consider this: Jesus loved small. Sure, he taught big crowds. But he really invested his time in a relationship with 12 followers. And even among them, he had three he mentored even more closely.

When a boy brought Jesus a small offering of fish and bread, Jesus made it work. When Jesus saw a mustard seed, he said *that's* what faith should be like. When one sheep went missing, he noticed—and cared a lot.

Jesus can do a lot with small.

## HOW DOES IT WORK?

You may be wondering...can I really teach effectively when I have 3-year-olds and 12-year-olds in the same class?

Yes!

Two or More ensures that every lesson will be impactful to a child of any age.

Here are the ingredients of our secret sauce to ensure kids across age ranges are impacted:

- **Mentoring.** Older kids help younger kids, giving older kids a leadership role and responsibility.
- **Adaptability.** We've provided tips if you need to skew for a mostly younger or mostly older group.
- **Movement.** Because kids are moving, they're engaged—and kids of all ages need to move.
- **Authenticity.** You'll find thought-provoking, personal questions that don't ask kids to recite facts or knowledge.
- **Simplicity.** Kids learn *one* easy-to-remember Bible point each week.
- **YOU.** Because you're there, loving every one of them, kids will walk away feeling seen, known, and loved.

Plus, you'll find that while each quarter of Two or More includes bite-size themes, you'll work through the Bible, both Old and New Testament, every year! This approach helps you give a strategic, thoughtful faith foundation to kids in your ministry.

We've curated the most small-church-friendly parts of Dig In curriculum, adapted it just for you, and designed it in a glanceable layout that you're sure to love.

## TWO OR MORE LESSONS

So, what can you expect as you dive into Two or More?

### Check In

This section was designed to really hone in on the small church's ability to see and know kids. Each week, there's a general question about how kids are doing—a chance for them to share openly. And because you have only a few kids, there's time for *everyone* to share.



## Set the Stage

To set the stage, you'll ask a more fun, imaginative question that helps kids gear up for the day's Bible point or story.

## Experience the Bible

Kids won't sit passively and listen to you tell a Bible story. The Bible comes to life in an experiential way! With simple, effective experiences, kids get to unpack what happened in the Bible...and why that matters today.

## Hands-On Discovery

We surveyed small churches and found that most of you *love* to do crafts or science experiments. In Hands-On Discovery, kids get their hands busy and make exciting crafts or see how science can point us to God. But these crafts and object lessons aren't merely busy work—they're intentional experiences geared toward discovery and life application.

## Play a Game

Yes, you can play games! Even with mixed ages. Even with only two kids. You'll never see a game in Two or More that requires you to break into teams...because we know your small group may *be* a team! But we also know that kids love to play *with you*. So no matter how many kids you have, join in the fun to help build relationships! Plus, every game wraps up with questions that help kids make a connection to the Bible point.

## Activity Pages With a Purpose

Coloring sheets and puzzles are nothing new in children's ministry. But *these* puzzles are! That's because these aren't time-fillers to set out and keep kids quiet. Each puzzle is an experience that—you guessed it—leads to discovery. And because you have mixed ages, you'll find a puzzle option and a coloring option that appeals to whatever skill level kids have.

## Pray Together

Of course, prayer is important! And this section models that by helping kids get involved in praying rather than simply hearing their teacher pray. With your smaller group, it's a great chance to give *every child* a turn to pray.

## BONUS: Explore More

We know that some churches are pressed for time and may not even be able to use all the experiences above! But we also know that sometimes you have more than an hour to teach, and we want to make sure every moment counts. Your time with kids is limited and precious, so don't rely on disconnected games and activities to "fill time." Instead, use this intentional experience that furthers kids' exploration of the Bible point.

## BONUS: Sing Together

We know that some small churches have kids in "big church" for worship and others don't. So if you need to incorporate worship music in your lesson, we've got you covered with all-included downloadable music videos and audio tracks in the Digital Download Center. Need a DVD? The Best of Dig In DVD, available at [group.com](http://group.com), has all the same great songs you'll find online!

Don't feel like you have to do *all* the options. With Two or More's one-point learning, you're guaranteed to cover the point of the lesson, no matter how far you get!



# God Creates Adam and Eve

Genesis 1–2:24

# 1

Lesson




## Teacher Background

**What Happens:** In just six days, God made everything in the world. He made a perfect place to live, and then he made his most special creation—humans. God made us in his image to rule over his creation. God created us for a reason. After he made everything, God rested.

**Why It Matters:** Many kids are trying to figure out what their purpose is. They may feel they have to wait until they're grown-ups to know why God created them. Use this lesson to help kids see that we can be in relationship with God at any age—and that's our purpose!

**Think About:** What's special about the way God made you? How have you used those special traits to serve God?

**Pray** for kids to feel valued and important as they learn why God made them.



### Point

God created us for a reason.



### Key Verse

"In the beginning God created the heavens and the earth."

Genesis 1:1

### QUICK TIP

As you get to know your kids, look for the special traits God gave them. Encourage kids to use their strengths in class. For example, if you have kids who love to draw and create pictures, let them lead others in the craft. Most of all, let kids have fun worshipping God and finding out why he created them.

# This Lesson at a Glance



WHAT HAPPENS	KIDS DISCOVER
<b>CHECK IN</b> Connect about the week.	The importance of friendships at church.
<b>SET THE STAGE</b> Share about a topic related to the lesson.	The connection between their world and the Bible.
<b>EXPERIENCE THE BIBLE</b> Make visual and audio effects of creation.	What God made and how we can care for his creation.
<b>HANDS-ON DISCOVERY</b> Make artwork to depict Genesis 1:1.	How Genesis 1:1 helps them celebrate what God made.
<b>PLAY A GAME</b> Run a relay where they race to dress like the teacher.	What it means to be made in the image of God.
<b>ACTIVITY PAGES WITH A PURPOSE</b> Learn to draw animals.	The difference between how we create and how God created.
<b>PRAY TOGETHER</b> Ask God questions and listen for his answers.	How to listen to God.

<b>BONUS OPTIONS</b>	<b>EXPLORE MORE</b> Make imprints to explore how they were made in the image of Jesus.	How we can show Jesus to others.
	<b>SING TOGETHER</b> Sing worship songs together.	How to celebrate God.

	MINUTES	EASY SUPPLIES	EASY PREP
	5		
	5		
	10	<input type="checkbox"/> Bible	
	10	<input type="checkbox"/> paper <input type="checkbox"/> crayons <input type="checkbox"/> scissors <input type="checkbox"/> yarn <input type="checkbox"/> transparent tape	<input type="checkbox"/> Make a sample mobile, including a simpler version for preschoolers to copy.
	10	<input type="checkbox"/> sunglasses <input type="checkbox"/> hats <input type="checkbox"/> scarves <input type="checkbox"/> upbeat music (optional) <input type="checkbox"/> music player (optional)	
	10	<input type="checkbox"/> “God Creates Adam and Eve” Activity Page (page 15) <input type="checkbox"/> pencils	
	5		

	10	<input type="checkbox"/> play dough	
	10	<input type="checkbox"/> worship music <input type="checkbox"/> media player	<input type="checkbox"/> Download songs from the Digital Download Center.



## CELEBRATE SMALL

Your small size means everyone can share and get to know one another!



### CHECK IN (5 MINUTES)

- Thank kids for coming and have kids shake hands with four friends using the *back* of their hands.
- Make announcements and collect offering.
- Celebrate any birthdays by having kids sing “Happy Birthday” off-key.

**ASK:** What do you want to tell everyone today? Share your own quick story first, and then let everyone share! For groups of more than six, have kids share in pairs so everyone has a turn to talk.



### SET THE STAGE (5 MINUTES)

**SAY:** Today we’re going to learn about everything God created, including us. ➡ **God created us for a reason.** Let’s talk about what we would create and for what reason.

**ASK:** What would you create if you could create anything? Share your own quick story first, and then let everyone share!

**SAY:** We’d make some really cool things, but we’d need supplies. God made the whole world out of nothing! And he had an important reason for making people. Let’s see what the Bible says about that. The Bible isn’t an ordinary book; it’s God’s special book. The Bible is one way God talks to us. God is here right now, ready to talk to you.



## EXPERIENCE THE BIBLE (10 MINUTES)



### SUPPLIES

- Bible

### QUICK TIP

Showing kids a real Bible and reading part of the story directly from the Bible helps kids know this isn’t just a made-up story—it’s found in God’s Word!

### MAKE THE EFFECTS



Open your Bible to Genesis 1, and show kids the words.

**SAY:** Today we’re going to learn about how God made the world! At first when God made the earth, there wasn’t much to it. Close your eyes. Pause.

But then God said, “Let there be light!” Open your eyes! Pause.

God decided to make it light sometimes and call that day. Other times, it would be dark—and that’s night. When I say “day,” you’ll open your eyes. When I say “night,” you’ll close them. Ready?

Night! Day! Night! Day! Night! Day! Night! Day!

Whew! We just went through a bunch of nights and days in a row. But God made night and day in just one day.

On the second day, God made the sky by separating the waters of the earth and the water in the atmosphere. Hold your arm up and pretend you’re painting the sky. Pause.

**Then God made seas and plants. Let's be trees and grow! Start out in a tiny ball, like a seed.** Lead kids in growing from their "seed" position to stand up tall and extend their arms like branches. Then have kids sit back down.

**On the fourth day, God made the sun, moon, and stars. Make your fingers twinkle like stars.** Lead kids in twinkling their fingers.

**On the fifth day, God made birds and fish. You get to decide whether to be a bird or a fish. When I count to three, you'll either flap your arms and make bird sounds or suck in your cheeks to make a fish face. One...two...three!** Allow time. Then have kids settle back down.

**Wow! Our room is full of fish and birds. But the next day, God had even more animals to make. He made all the land animals. When I say "moo," make an animal noise—any animal you'd like. One...two...three...moo!** Pause.

**Whew! God needed to make someone to take care of all these animals. So God made people, named Adam and Eve. Point to someone near you and say, "God made you!"** Pause.

## PLAY ANIMAL CHARADES

**SAY:** ➡ **God created us for a reason.** That means you! God made Adam and Eve with a purpose. Let's read what he asked them to do.

 Read Genesis 1:28 and 2:15, 19.

**Adam and Eve had an important job: to take care of all the things God made! Adam even got to name the animals!**

**Let's name animals now. When I point to you, you'll pretend to be an animal, and everyone else will call out that animal's name.** Point to several kids so they can act out animals of their choice, as time allows.

## DISCUSS

**SAY:** God told Adam and Eve to care for his creation. And God wants us to continue that purpose today!

**ASK:** **How do you care for God's creation today?** If you have more than five kids, consider forming pairs so everyone gets a turn to share.

**SAY:** You don't have to wait until you're grown up and can get a job to have a purpose. ➡ **God created us for a reason.** That means he has a special purpose for you right now!



### QUICK TIP

If you have mostly older kids, have them simply make animal sounds while others guess what animal they're acting out.






## SUPPLIES

- paper
- crayons
- scissors
- yarn
- transparent tape

## EASY PREP

- Make a sample mobile, including a simpler version for preschoolers to copy.



## ILLUSTRATE THE HEAVENS AND THE EARTH

**SAY:** Let's learn a Bible verse that sums up what happened in today's Bible story.

The Bible is broken up into 66 books. Each book contains chapters and verses. This is the very first verse in the very first chapter in the very first book of the Bible!

In Genesis 1:1, it says: "In the beginning God created the heavens and the earth."

Let's make artwork that will help us remember this verse.

Have older kids make mobiles by cutting out a cloud shape and a circle decorated like the earth, then taping yarn so the cloud hangs over the earth. Younger kids can simply draw a picture of the world with a cloud above it.

**SAY:** Let's all say our Bible verse together, pointing to our picture as we say it.

Genesis 1:1:

In the beginning

God created the heavens *(point to the cloud)*

And the earth. *(point to the earth)*

Repeat several times.

## TALK ABOUT IT

**ASK:** What's your favorite thing God made? Why?

**SAY:** God made so many wonderful things! He made [name some of the things kids shared]. But do you know what God's most special creation was? People! People are the only thing God made that he called "very good." ➡ **God created us for a reason.**



## RUN A CLOTHING RELAY

Put on the accessories in silly or unexpected ways, such as an upside-down hat, a scarf tied like a bracelet or a tie, and sunglasses dangling from one ear. Show kids your new image and allow time for laughs. Tell kids to remember how you're dressed, then remove the items.

**SAY:** Today we're learning that God created Adam and Eve in his image—to be like him. Let's play a game and think more about why God created us.

- Have kids gather on one side of the room.
- Choose one child to be the model. Everyone else will line up.
- Explain to kids that they'll race one at a time to the other side of the room and pick one accessory. They'll then race back to the model and place the accessory on the model exactly as it was on you.
- Once the accessory is on, the next child will race to get another accessory.
- Cheer with kids when they succeed in modeling the child after your earlier wardrobe.
- Once kids understand the rules, begin playing. If you'd like, play music while kids play.
- If time allows, play again. Pick a new model, adjust your silly accessories, and have kids race again.



## TALK ABOUT IT

**ASK:** In this game, how was your model like me? different from me?

**ASK:** We're made in God's image. What about people is modeled after God?

**SAY:** God made us in his own image. This means we can see glimpses of who God is in each other and in ourselves. That shows we're very special to him.

➡ **God created us for a reason**—to reflect who he is! And we can see how to live and love like God by watching how Jesus lived when he was on earth.

## SUPPLIES

- sunglasses
- hats
- scarves
- upbeat music (optional)
- music player (optional)



## CELEBRATE SMALL

You may not have enough kids to form teams, so there are no teams in Two or More games! Kids will grow in relationship with each other as they all play together.

## QUICK TIP

Have only one or two kids? Leaders can play, too!

## QUICK TIP

Have a group that skews younger? Limit your accessories to keep the game simpler.



## ACTIVITY PAGES WITH A PURPOSE (10 MINUTES)



### SUPPLIES

- “God Creates Adam and Eve” Activity Page (1 per child) (page 15)
- “God Creates Adam and Eve” Coloring Page (1 per younger child) (page 16)
- pencils
- crayons

### QUICK TIP

For younger kids, provide the Coloring Page and crayons as an alternative.

**SAY:** In our Bible story, God created all the animals! Today you’ll get to learn how to create animals...at least on paper.

Distribute the activity pages and pencils. Let kids follow the step-by-step directions to draw various animals.

After kids have drawn their animals, **SAY:** Now it’s time to get really creative. In the empty box, draw an animal that doesn’t really exist! Use your imagination and create your very own animal. Don’t forget to name it! Allow time.

**ASK:** Tell about the animal you made up. What did you think about as you decided what to draw?

**ASK:** How was making up an animal like the way God made you? How was it different?

**SAY:** ➡ God created us for a reason. You weren’t just random lines on a piece of paper; you’re a wonderful work of art!



## PRAY TOGETHER (5 MINUTES)



**SAY:** Today we’re learning that ➡ God created us for a reason. Do you ever wonder what God’s reason was for making you? We’re going to take some time now to ask God and find out.

When we pray, we’re having a conversation with God. Sometimes people spend most of their time talking to God. But just like when you have a conversation with a friend, you can talk *and* listen.

Sometimes it can seem harder to hear God than to hear our friends. So let’s make sure we’re not distracted. Get into a position that feels comfortable to you. You shouldn’t be touching anyone else. Pause.

Now close your eyes. If you think you’ll want to open them, turn and face away from people. That way nothing will distract you as you listen to God. Pause.

Great! Now we’ll ask God two questions. After I say one question, I’ll pause. You can silently ask God that question and then listen for his answer.

Here’s the first question: God, what’s something special about the way you made me? Allow a minute or two for kids to listen.

God, what’s the reason you created me? Allow a minute or two for kids to listen.



**ASK:** If you heard from God, what’s something God brought to your mind?

**SAY:** It’s OK if you didn’t hear from God today. You can keep asking and listening to him throughout your week. The more we practice listening to God, the more we’ll hear him speak to us. And this is so important for you to remember: ➡ God created each of us for a reason!

# God Creates Adam and Eve


## Activity Page

Learn to draw a pig and a lion by following each step.



# God Creates Adam and Eve

## Coloring Page



**Genesis 1:1–2:24:** In the beginning God created the heavens and the earth. God made the sky, the plants, the animals, and people! The first people, Adam and Eve, had a special purpose: They took care of God's garden and named the animals. *God created us for a reason, too!*



## EXPLORE GENESIS 1:26

**SAY:** When God made most of his creation, he simply said, “Let there be light!” or “Let the earth produce every sort of animal!” And just like that, the world was created.

But when God made people, he said something very special. Let’s see what he said.



Read Genesis 1:26.

**SAY:** Wow! We were made in God’s image! We’re the only thing God made in his own image.

But there’s something else that’s pretty special about this verse. Let me read it again. Listen for the pronouns. Pronouns are words like I, you, he, she, we, or they.



Read Genesis 1:26.

**ASK:** Why do you think God said “Let *us* make human beings in *our* image”? Who was he talking to?

**SAY:** Sometimes we think God made Jesus when Jesus was born as a baby. But did you know Jesus was always around? Jesus *is* God. So Jesus was there at Creation, helping make the world.

And we were made in Jesus’ image! Pretty cool, huh?

Let’s explore what it means to show the image of something.

## MAKE PRINTS

Distribute play dough. Have kids make fingerprints in the dough, then study and compare the dough prints to their actual fingerprints.

Kids can also make other imprints of things such as buttons or engraved Bible covers, comparing the original with the imprint.

**ASK:** How did the dough imprints show the image of what they were made from?

**ASK:** Share some words that describe Jesus. How can you show those qualities to others? Examples might include *loving*, *joyful*, and *kind*.

**SAY:** Sometimes you might feel like you’re not good enough. Maybe you see other people who are better than you at school or sports. Or maybe other people seem more popular, or you have a hard time making friends.


When you don’t feel all that special, just remember that you were made in the image of Jesus! ➡ **God created us for a reason.** And one reason is that you can show other people what Jesus is like! You can show people how kind, loving, and forgiving Jesus is...because you were made in his image!

## SUPPLIES

- play dough

## QUICK TIP

Want to do more personal study on the presence of Jesus at Creation? Read John 1:1-5.



**SUPPLIES**

- worship music
- media player

Sing worship songs with your kids.

**EASY PREP**

- Download songs from the Digital Download Center.





# Coming in Quarter 2!

## THEME: Trusting God

- 1 God Gives Ten Commandments** (Exodus 20:1-21)  
*God doesn't want us to get hurt.*
- 2 God Sees Aaron Make an Idol** (Exodus 32:1-29; 40:12-15)  
*God loves us even when we go along with the crowd.*
- 3 God Gives Caleb Courage** (Numbers 13:1-14:9)  
*God is bigger than our fears.*
- 4 God Makes a Donkey Talk** (Numbers 22:21-41)  
*God wants to get our attention.*

## THEME: Amazing Love

- 5 Jesus Heals a Crippled Woman** (Luke 13:10-17)  
*Jesus does what's right—no matter what.*
- 6 Jesus Heals a Blind Man** (John 9:1-41)  
*Jesus has the power to heal.*
- 7 Jesus Claims to Be God's Son** (John 10:22-42)  
*Jesus is God's Son.*
- 8 The Lost Sheep and Lost Coin** (Luke 15:1-10)  
*Jesus looks for us.*
- 9 Parable of the Prodigal Son** (Luke 15:11-32)  
*Jesus loves us no matter what.*

## THEME: Sermon on the Mount: Following Jesus

- 10 The Golden Rule** (Matthew 7:12; 18:21-35)  
*Treat others the way you want to be treated.*
- 11 The Narrow Gate** (Matthew 7:13-14; John 14:6)  
*Jesus is the only way to heaven.*
- 12 True Disciples** (Matthew 7:15-23)  
*Jesus' friends live like him.*
- 13 Firm Foundation** (Matthew 7:24-29)  
*Following Jesus is the best way to live.*



# Spend Quarter 1 diving into these exciting topics with your small group of kids!

In the Beginning			
1	God Creates Adam and Eve	Genesis 1-2:24	God created us for a reason.
2	God Gives Adam and Eve a Choice	Genesis 3	God lets us choose between good and evil.
3	God Tells Noah to Build an Ark	Genesis 6:9-9:1	God gives us do-overs.
4	God Promises Abram a Son	Genesis 15	God keeps his promises to us.
5	God Promises Sarah a Son	Genesis 18:1-15; 21:1-6	God brings us laughter.
Forgiven and Called			
6	God Washes Us Clean	Psalm 51	We are forgiven.
7	God Made and Knows Us	Psalm 139:1-4	We are known by God.
8	Jesus Calls Disciples	Luke 5:1-11	We are followers of Jesus.
9	Jesus Visits Mary and Martha	Luke 10:38-42	Jesus wants to be our friend.
God Has a Plan			
10	God Tells Joseph to Go to Egypt	Matthew 2:13-23	God is our safe place.
11	John the Baptist Announces Jesus	John 1:19-34	God came to be with us.
12	Jesus Answers Tough Questions	John 3:1-21	Jesus isn't afraid of hard questions.
13	Jesus Sends Out Twelve Disciples	Matthew 10	Jesus trusts us to do what he can do.

With Two or More™, you can build relationships with kids of all ages and engage in meaningful experiences whether you have two...or a few!



**two or more**  
Small Church Curriculum for Kids™

Copyright © Group Publishing,  
a division of David C Cook  
group.com/TwoOrMore 800.447.1070



133523



**THIS IS A SAMPLE**  
**The number of pages is limited.**

Purchase the item for the complete version.

