

Quarter 1


two or more™

Small Church Curriculum for Kids™

LEADER GUIDE



All Kids Together Ages 3-12



Small Church Curriculum for Kids™

Leader Guide
All Kids Together



Group resources really work!

This Group resource incorporates our R.E.A.L. approach to ministry. It reinforces a growing friendship with Jesus, encourages long-term learning, and results in life transformation, because it's:

Relational

Person-to-person interaction enhances spiritual growth and builds Christian friendships.

Experiential

What we experience through action and discussion sticks with us up to 9 times longer than what we simply hear or read.

Applicable

The aim of ministry is to equip people to be both hearers and doers of God's Word.

Lifelong

Experiences transform the heart, moving faith beyond the walls of church and into everyday life for years to come.

Two or More™

Small Church Curriculum for Kids™

All Kids Together

Copyright © 2025 Group Publishing, a division of David C Cook/0000 0001 0362 4853
All rights reserved. No part of this book may be reproduced in any manner whatsoever without prior written permission from the publisher, except where noted in the text and in the case of brief quotations embodied in critical articles and reviews. For information, visit group.com/permissions.

Visit our website: group.com

Credits

Photography: Rodney Stewart

Executive Director of Content Creation: Jody Brolsma

Editorial Team: Jody Brolsma, Laycie McClain, Ali Thompson

Assistant Editors: Lyndsay Gerwing, Micaiah Lee

Design Team: Jeff Storm, Stephen Caine, Karlie Pape

Scripture quotations are taken from the *Holy Bible*, New Living Translation, copyright ©1996, 2004, 2015 by Tyndale House Foundation. Used by permission of Tyndale House Publishers, Inc., Carol Stream, Illinois 60188. All rights reserved.

ISBN 978-1-4707-7955-9

Printed in the U.S.A.

10 9 8 7 6 5 4 3 2 1

28 27 26 25

Contents

Quarter 1

WELCOME

Intro	Welcome to Two or More	4
-------	-------------------------------------	---

IN THE BEGINNING


Lesson 1	God Creates Adam and Eve	7
Lesson 2	God Gives Adam and Eve a Choice	19
Lesson 3	God Tells Noah to Build an Ark	31
Lesson 4	God Promises Abram a Son	43
Lesson 5	God Promises Sarah a Son	55

FORGIVEN AND CALLED

Lesson 6	God Washes Us Clean	67
Lesson 7	God Made and Knows Us	79
Lesson 8	Jesus Calls Disciples	91
Lesson 9	Jesus Visits Mary and Martha	103

GOD HAS A PLAN

Lesson 10	God Tells Joseph to Go to Egypt	115
Lesson 11	John the Baptist Announces Jesus	127
Lesson 12	Jesus Answers Tough Questions	139
Lesson 13	Jesus Sends Out Twelve Disciples	151



We're Spot and Dot, and we're going to help you as you lead kids through these Bible lessons.

Is Christmas or Easter coming up? You can access your free digital holiday lessons in the Digital Download Center.

Welcome



WELCOME TO TWO OR MORE

The children's curriculum specially designed for small churches!

Small Churches Rock!

We see you, small churches. And we love you!

For too long, you've had to adapt curriculums that are geared for big groups of kids or that felt like big productions—when you have totally different needs and strengths.

And that's why we created Two or More—to help you shine!

With Two or More, you can rest assured that every lesson is designed just for you. Every lesson will...

- be simply laid out and easy to follow—easy to glance at quickly to maintain eye contact with kids
- be geared for smaller, mixed-age groups of kids
- help you capitalize on your greatest strength: your ability to foster relationships

...all while helping kids know Jesus and build lifelong faith!

Here's a fact: One of the greatest emotional needs kids have is to feel *seen*, *known*, and *loved*. To have that sense of “I belong here” and “people would notice if I weren't here.”

Those needs can be hard for big churches to fill. It takes a lot of intentionality for big churches to create small groups and make every child feel like he or she has a place.

But for you? That's your greatest strength! When you have only a few kids, you can't help but connect with them! Every child who comes into your church is seen, known, and loved.

Maybe you've thought that unless you grow in number, your efforts are of limited value—like teaching only a few kids isn't really making a big impact. But consider this: Jesus loved small. Sure, he taught big crowds. But he really invested his time in a relationship with 12 followers. And even among them, he had three he mentored even more closely.

When a boy brought Jesus a small offering of fish and bread, Jesus made it work. When Jesus saw a mustard seed, he said *that's* what faith should be like. When one sheep went missing, he noticed—and cared a lot.

Jesus can do a lot with small.

HOW DOES IT WORK?

You may be wondering...can I really teach effectively when I have 3-year-olds and 12-year-olds in the same class?

Yes!

Two or More ensures that every lesson will be impactful to a child of any age.

Here are the ingredients of our secret sauce to ensure kids across age ranges are impacted:

- **Mentoring.** Older kids help younger kids, giving older kids a leadership role and responsibility.
- **Adaptability.** We've provided tips if you need to skew for a mostly younger or mostly older group.
- **Movement.** Because kids are moving, they're engaged—and kids of all ages need to move.
- **Authenticity.** You'll find thought-provoking, personal questions that don't ask kids to recite facts or knowledge.
- **Simplicity.** Kids learn *one* easy-to-remember Bible point each week.
- **YOU.** Because you're there, loving every one of them, kids will walk away feeling seen, known, and loved.

Plus, you'll find that while each quarter of Two or More includes bite-size themes, you'll work through the Bible, both Old and New Testament, every year! This approach helps you give a strategic, thoughtful faith foundation to kids in your ministry.

We've curated the most small-church-friendly parts of Dig In curriculum, adapted it just for you, and designed it in a glanceable layout that you're sure to love.

TWO OR MORE LESSONS

So, what can you expect as you dive into Two or More?

Check In

This section was designed to really hone in on the small church's ability to see and know kids. Each week, there's a general question about how kids are doing—a chance for them to share openly. And because you have only a few kids, there's time for *everyone* to share.



Set the Stage

To set the stage, you'll ask a more fun, imaginative question that helps kids gear up for the day's Bible point or story.

Experience the Bible

Kids won't sit passively and listen to you tell a Bible story. The Bible comes to life in an experiential way! With simple, effective experiences, kids get to unpack what happened in the Bible...and why that matters today.

Hands-On Discovery

We surveyed small churches and found that most of you *love* to do crafts or science experiments. In Hands-On Discovery, kids get their hands busy and make exciting crafts or see how science can point us to God. But these crafts and object lessons aren't merely busy work—they're intentional experiences geared toward discovery and life application.

Play a Game

Yes, you can play games! Even with mixed ages. Even with only two kids. You'll never see a game in Two or More that requires you to break into teams...because we know your small group may *be* a team! But we also know that kids love to play *with you*. So no matter how many kids you have, join in the fun to help build relationships! Plus, every game wraps up with questions that help kids make a connection to the Bible point.

Activity Pages With a Purpose

Coloring sheets and puzzles are nothing new in children's ministry. But *these* puzzles are! That's because these aren't time-fillers to set out and keep kids quiet. Each puzzle is an experience that—you guessed it—leads to discovery. And because you have mixed ages, you'll find a puzzle option and a coloring option that appeals to whatever skill level kids have.

Pray Together

Of course, prayer is important! And this section models that by helping kids get involved in praying rather than simply hearing their teacher pray. With your smaller group, it's a great chance to give *every child* a turn to pray.

BONUS: Explore More

We know that some churches are pressed for time and may not even be able to use all the experiences above! But we also know that sometimes you have more than an hour to teach, and we want to make sure every moment counts. Your time with kids is limited and precious, so don't rely on disconnected games and activities to "fill time." Instead, use this intentional experience that furthers kids' exploration of the Bible point.

BONUS: Sing Together

We know that some small churches have kids in "big church" for worship and others don't. So if you need to incorporate worship music in your lesson, we've got you covered with all-included downloadable music videos and audio tracks in the Digital Download Center. Need a DVD? The Best of Dig In DVD, available at group.com, has all the same great songs you'll find online!

Don't feel like you have to do *all* the options. With Two or More's one-point learning, you're guaranteed to cover the point of the lesson, no matter how far you get!



God Creates Adam and Eve

Genesis 1–2:24

1

Lesson




Teacher Background

What Happens: In just six days, God made everything in the world. He made a perfect place to live, and then he made his most special creation—humans. God made us in his image to rule over his creation. God created us for a reason. After he made everything, God rested.

Why It Matters: Many kids are trying to figure out what their purpose is. They may feel they have to wait until they're grown-ups to know why God created them. Use this lesson to help kids see that we can be in relationship with God at any age—and that's our purpose!

Think About: What's special about the way God made you? How have you used those special traits to serve God?

Pray for kids to feel valued and important as they learn why God made them.



Point

God created us for a reason.



Key Verse

"In the beginning God created the heavens and the earth."

Genesis 1:1

QUICK TIP

As you get to know your kids, look for the special traits God gave them. Encourage kids to use their strengths in class. For example, if you have kids who love to draw and create pictures, let them lead others in the craft. Most of all, let kids have fun worshipping God and finding out why he created them.

This Lesson at a Glance



WHAT HAPPENS	KIDS DISCOVER
CHECK IN Connect about the week.	The importance of friendships at church.
SET THE STAGE Share about a topic related to the lesson.	The connection between their world and the Bible.
EXPERIENCE THE BIBLE Make visual and audio effects of creation.	What God made and how we can care for his creation.
HANDS-ON DISCOVERY Make artwork to depict Genesis 1:1.	How Genesis 1:1 helps them celebrate what God made.
PLAY A GAME Run a relay where they race to dress like the teacher.	What it means to be made in the image of God.
ACTIVITY PAGES WITH A PURPOSE Learn to draw animals.	The difference between how we create and how God created.
PRAY TOGETHER Ask God questions and listen for his answers.	How to listen to God.

BONUS OPTIONS	EXPLORE MORE Make imprints to explore how they were made in the image of Jesus.	How we can show Jesus to others.
	SING TOGETHER Sing worship songs together.	How to celebrate God.

	MINUTES	EASY SUPPLIES	EASY PREP
	5		
	5		
	10	<input type="checkbox"/> Bible	
	10	<input type="checkbox"/> paper <input type="checkbox"/> crayons <input type="checkbox"/> scissors <input type="checkbox"/> yarn <input type="checkbox"/> transparent tape	<input type="checkbox"/> Make a sample mobile, including a simpler version for preschoolers to copy.
	10	<input type="checkbox"/> sunglasses <input type="checkbox"/> hats <input type="checkbox"/> scarves <input type="checkbox"/> upbeat music (optional) <input type="checkbox"/> music player (optional)	
	10	<input type="checkbox"/> “God Creates Adam and Eve” Activity Page (page 15) <input type="checkbox"/> pencils	
	5		

	10	<input type="checkbox"/> play dough	
	10	<input type="checkbox"/> worship music <input type="checkbox"/> media player	<input type="checkbox"/> Download songs from the Digital Download Center.



CELEBRATE SMALL

Your small size means everyone can share and get to know one another!



CHECK IN (5 MINUTES)

- Thank kids for coming and have kids shake hands with four friends using the *back* of their hands.
- Make announcements and collect offering.
- Celebrate any birthdays by having kids sing “Happy Birthday” off-key.

ASK: What do you want to tell everyone today? Share your own quick story first, and then let everyone share! For groups of more than six, have kids share in pairs so everyone has a turn to talk.



SET THE STAGE (5 MINUTES)

SAY: Today we’re going to learn about everything God created, including us. ➡ **God created us for a reason.** Let’s talk about what we would create and for what reason.

ASK: What would you create if you could create anything? Share your own quick story first, and then let everyone share!

SAY: We’d make some really cool things, but we’d need supplies. God made the whole world out of nothing! And he had an important reason for making people. Let’s see what the Bible says about that. The Bible isn’t an ordinary book; it’s God’s special book. The Bible is one way God talks to us. God is here right now, ready to talk to you.



EXPERIENCE THE BIBLE (10 MINUTES)



SUPPLIES

- Bible

QUICK TIP

Showing kids a real Bible and reading part of the story directly from the Bible helps kids know this isn’t just a made-up story—it’s found in God’s Word!

MAKE THE EFFECTS



Open your Bible to Genesis 1, and show kids the words.

SAY: Today we’re going to learn about how God made the world! At first when God made the earth, there wasn’t much to it. Close your eyes. Pause.

But then God said, “Let there be light!” Open your eyes! Pause.

God decided to make it light sometimes and call that day. Other times, it would be dark—and that’s night. When I say “day,” you’ll open your eyes. When I say “night,” you’ll close them. Ready?

Night! Day! Night! Day! Night! Day! Night! Day!

Whew! We just went through a bunch of nights and days in a row. But God made night and day in just one day.

On the second day, God made the sky by separating the waters of the earth and the water in the atmosphere. Hold your arm up and pretend you’re painting the sky. Pause.

Then God made seas and plants. Let's be trees and grow! Start out in a tiny ball, like a seed. Lead kids in growing from their "seed" position to stand up tall and extend their arms like branches. Then have kids sit back down.

On the fourth day, God made the sun, moon, and stars. Make your fingers twinkle like stars. Lead kids in twinkling their fingers.

On the fifth day, God made birds and fish. You get to decide whether to be a bird or a fish. When I count to three, you'll either flap your arms and make bird sounds or suck in your cheeks to make a fish face. One...two...three! Allow time. Then have kids settle back down.

Wow! Our room is full of fish and birds. But the next day, God had even more animals to make. He made all the land animals. When I say "moo," make an animal noise—any animal you'd like. One...two...three...moo! Pause.

Whew! God needed to make someone to take care of all these animals. So God made people, named Adam and Eve. Point to someone near you and say, "God made you!" Pause.

PLAY ANIMAL CHARADES

SAY: ➡ **God created us for a reason.** That means you! God made Adam and Eve with a purpose. Let's read what he asked them to do.



Read Genesis 1:28 and 2:15, 19.

Adam and Eve had an important job: to take care of all the things God made! Adam even got to name the animals!

Let's name animals now. When I point to you, you'll pretend to be an animal, and everyone else will call out that animal's name. Point to several kids so they can act out animals of their choice, as time allows.

DISCUSS

SAY: God told Adam and Eve to care for his creation. And God wants us to continue that purpose today!

ASK: **How do you care for God's creation today?** If you have more than five kids, consider forming pairs so everyone gets a turn to share.

SAY: You don't have to wait until you're grown up and can get a job to have a purpose. ➡ **God created us for a reason.** That means he has a special purpose for you right now!



QUICK TIP

If you have mostly older kids, have them simply make animal sounds while others guess what animal they're acting out.




SUPPLIES

- paper
- crayons
- scissors
- yarn
- transparent tape

EASY PREP

- Make a sample mobile, including a simpler version for preschoolers to copy.



ILLUSTRATE THE HEAVENS AND THE EARTH

SAY: Let's learn a Bible verse that sums up what happened in today's Bible story.

The Bible is broken up into 66 books. Each book contains chapters and verses. This is the very first verse in the very first chapter in the very first book of the Bible!

In Genesis 1:1, it says: "In the beginning God created the heavens and the earth."

Let's make artwork that will help us remember this verse.

Have older kids make mobiles by cutting out a cloud shape and a circle decorated like the earth, then taping yarn so the cloud hangs over the earth. Younger kids can simply draw a picture of the world with a cloud above it.

SAY: Let's all say our Bible verse together, pointing to our picture as we say it.

Genesis 1:1:

In the beginning

God created the heavens *(point to the cloud)*

And the earth. *(point to the earth)*

Repeat several times.

TALK ABOUT IT

ASK: What's your favorite thing God made? Why?

SAY: God made so many wonderful things! He made [name some of the things kids shared]. But do you know what God's most special creation was? People! People are the only thing God made that he called "very good." ➡ **God created us for a reason.**



RUN A CLOTHING RELAY

Put on the accessories in silly or unexpected ways, such as an upside-down hat, a scarf tied like a bracelet or a tie, and sunglasses dangling from one ear. Show kids your new image and allow time for laughs. Tell kids to remember how you're dressed, then remove the items.

SAY: Today we're learning that God created Adam and Eve in his image—to be like him. Let's play a game and think more about why God created us.

- Have kids gather on one side of the room.
- Choose one child to be the model. Everyone else will line up.
- Explain to kids that they'll race one at a time to the other side of the room and pick one accessory. They'll then race back to the model and place the accessory on the model exactly as it was on you.
- Once the accessory is on, the next child will race to get another accessory.
- Cheer with kids when they succeed in modeling the child after your earlier wardrobe.
- Once kids understand the rules, begin playing. If you'd like, play music while kids play.
- If time allows, play again. Pick a new model, adjust your silly accessories, and have kids race again.



TALK ABOUT IT

ASK: In this game, how was your model like me? different from me?

ASK: We're made in God's image. What about people is modeled after God?

SAY: God made us in his own image. This means we can see glimpses of who God is in each other and in ourselves. That shows we're very special to him.

➡ **God created us for a reason**—to reflect who he is! And we can see how to live and love like God by watching how Jesus lived when he was on earth.

SUPPLIES

- sunglasses
- hats
- scarves
- upbeat music (optional)
- music player (optional)



CELEBRATE SMALL

You may not have enough kids to form teams, so there are no teams in Two or More games! Kids will grow in relationship with each other as they all play together.

QUICK TIP

Have only one or two kids? Leaders can play, too!

QUICK TIP

Have a group that skews younger? Limit your accessories to keep the game simpler.

ACTIVITY PAGES WITH A PURPOSE (10 MINUTES)



SUPPLIES

- “God Creates Adam and Eve” Activity Page (1 per child) (page 15)
- “God Creates Adam and Eve” Coloring Page (1 per younger child) (page 16)
- pencils
- crayons

QUICK TIP

For younger kids, provide the Coloring Page and crayons as an alternative.

SAY: In our Bible story, God created all the animals! Today you’ll get to learn how to create animals...at least on paper.

Distribute the activity pages and pencils. Let kids follow the step-by-step directions to draw various animals.

After kids have drawn their animals, **SAY:** Now it’s time to get really creative. In the empty box, draw an animal that doesn’t really exist! Use your imagination and create your very own animal. Don’t forget to name it! Allow time.

ASK: Tell about the animal you made up. What did you think about as you decided what to draw?

ASK: How was making up an animal like the way God made you? How was it different?

SAY: ➡ God created us for a reason. You weren’t just random lines on a piece of paper; you’re a wonderful work of art!



PRAY TOGETHER (5 MINUTES)



SAY: Today we’re learning that ➡ God created us for a reason. Do you ever wonder what God’s reason was for making you? We’re going to take some time now to ask God and find out.

When we pray, we’re having a conversation with God. Sometimes people spend most of their time talking to God. But just like when you have a conversation with a friend, you can talk *and* listen.

Sometimes it can seem harder to hear God than to hear our friends. So let’s make sure we’re not distracted. Get into a position that feels comfortable to you. You shouldn’t be touching anyone else. Pause.

Now close your eyes. If you think you’ll want to open them, turn and face away from people. That way nothing will distract you as you listen to God. Pause.

Great! Now we’ll ask God two questions. After I say one question, I’ll pause. You can silently ask God that question and then listen for his answer.

Here’s the first question: God, what’s something special about the way you made me? Allow a minute or two for kids to listen.

God, what’s the reason you created me? Allow a minute or two for kids to listen.




ASK: If you heard from God, what’s something God brought to your mind?

SAY: It’s OK if you didn’t hear from God today. You can keep asking and listening to him throughout your week. The more we practice listening to God, the more we’ll hear him speak to us. And this is so important for you to remember: ➡ God created each of us for a reason!

God Creates Adam and Eve


Activity Page

Learn to draw a pig and a lion by following each step.



God Creates Adam and Eve

Coloring Page



Genesis 1:1–2:24: In the beginning God created the heavens and the earth. God made the sky, the plants, the animals, and people! The first people, Adam and Eve, had a special purpose: They took care of God's garden and named the animals. *God created us for a reason, too!*



EXPLORE GENESIS 1:26

SAY: When God made most of his creation, he simply said, “Let there be light!” or “Let the earth produce every sort of animal!” And just like that, the world was created.

But when God made people, he said something very special. Let’s see what he said.



Read Genesis 1:26.

SAY: Wow! We were made in God’s image! We’re the only thing God made in his own image.

But there’s something else that’s pretty special about this verse. Let me read it again. Listen for the pronouns. Pronouns are words like I, you, he, she, we, or they.



Read Genesis 1:26.

ASK: Why do you think God said “Let *us* make human beings in *our* image”? Who was he talking to?

SAY: Sometimes we think God made Jesus when Jesus was born as a baby. But did you know Jesus was always around? Jesus *is* God. So Jesus was there at Creation, helping make the world.

And we were made in Jesus’ image! Pretty cool, huh?

Let’s explore what it means to show the image of something.

MAKE PRINTS

Distribute play dough. Have kids make fingerprints in the dough, then study and compare the dough prints to their actual fingerprints.

Kids can also make other imprints of things such as buttons or engraved Bible covers, comparing the original with the imprint.

ASK: How did the dough imprints show the image of what they were made from?

ASK: Share some words that describe Jesus. How can you show those qualities to others? Examples might include *loving*, *joyful*, and *kind*.

SAY: Sometimes you might feel like you’re not good enough. Maybe you see other people who are better than you at school or sports. Or maybe other people seem more popular, or you have a hard time making friends.


When you don’t feel all that special, just remember that you were made in the image of Jesus! ➡ **God created us for a reason.** And one reason is that you can show other people what Jesus is like! You can show people how kind, loving, and forgiving Jesus is...because you were made in his image!

SUPPLIES

- play dough

QUICK TIP

Want to do more personal study on the presence of Jesus at Creation? Read John 1:1-5.



**SUPPLIES**

- worship music
- media player

Sing worship songs with your kids.

EASY PREP

- Download songs from the Digital Download Center.



Coming in Quarter 2!

THEME: Trusting God

- 1 God Gives Ten Commandments** (Exodus 20:1-21)
God doesn't want us to get hurt.
- 2 God Sees Aaron Make an Idol** (Exodus 32:1-29; 40:12-15)
God loves us even when we go along with the crowd.
- 3 God Gives Caleb Courage** (Numbers 13:1-14:9)
God is bigger than our fears.
- 4 God Makes a Donkey Talk** (Numbers 22:21-41)
God wants to get our attention.

THEME: Amazing Love

- 5 Jesus Heals a Crippled Woman** (Luke 13:10-17)
Jesus does what's right—no matter what.
- 6 Jesus Heals a Blind Man** (John 9:1-41)
Jesus has the power to heal.
- 7 Jesus Claims to Be God's Son** (John 10:22-42)
Jesus is God's Son.
- 8 The Lost Sheep and Lost Coin** (Luke 15:1-10)
Jesus looks for us.
- 9 Parable of the Prodigal Son** (Luke 15:11-32)
Jesus loves us no matter what.

THEME: Sermon on the Mount: Following Jesus

- 10 The Golden Rule** (Matthew 7:12; 18:21-35)
Treat others the way you want to be treated.
- 11 The Narrow Gate** (Matthew 7:13-14; John 14:6)
Jesus is the only way to heaven.
- 12 True Disciples** (Matthew 7:15-23)
Jesus' friends live like him.
- 13 Firm Foundation** (Matthew 7:24-29)
Following Jesus is the best way to live.

Spend Quarter 1 diving into these exciting topics with your small group of kids!

In the Beginning			
1	God Creates Adam and Eve	Genesis 1-2:24	God created us for a reason.
2	God Gives Adam and Eve a Choice	Genesis 3	God lets us choose between good and evil.
3	God Tells Noah to Build an Ark	Genesis 6:9-9:1	God gives us do-overs.
4	God Promises Abram a Son	Genesis 15	God keeps his promises to us.
5	God Promises Sarah a Son	Genesis 18:1-15; 21:1-6	God brings us laughter.
Forgiven and Called			
6	God Washes Us Clean	Psalm 51	We are forgiven.
7	God Made and Knows Us	Psalm 139:1-4	We are known by God.
8	Jesus Calls Disciples	Luke 5:1-11	We are followers of Jesus.
9	Jesus Visits Mary and Martha	Luke 10:38-42	Jesus wants to be our friend.
God Has a Plan			
10	God Tells Joseph to Go to Egypt	Matthew 2:13-23	God is our safe place.
11	John the Baptist Announces Jesus	John 1:19-34	God came to be with us.
12	Jesus Answers Tough Questions	John 3:1-21	Jesus isn't afraid of hard questions.
13	Jesus Sends Out Twelve Disciples	Matthew 10	Jesus trusts us to do what he can do.

With Two or More™, you can build relationships with kids of all ages and engage in meaningful experiences whether you have two...or a few!



two or more
Small Church Curriculum for Kids™

Copyright © Group Publishing,
a division of David C Cook
group.com/TwoOrMore 800.447.1070



133523


QUARTER 1

two or more™

Small Church Curriculum for Kids™

LEADER GUIDE

Only Preschoolers Ages 3-5



Small Church Curriculum for Kids™

Leader Guide
Only Preschoolers



Group resources really work!

This Group resource incorporates our R.E.A.L. approach to ministry. It reinforces a growing friendship with Jesus, encourages long-term learning, and results in life transformation, because it's:

Relational

Person-to-person interaction enhances spiritual growth and builds Christian friendships.

Experiential

What we experience through action and discussion sticks with us up to 9 times longer than what we simply hear or read.

Applicable

The aim of ministry is to equip people to be both hearers and doers of God's Word.

Lifelong

Experiences transform the heart, moving faith beyond the walls of church and into everyday life for years to come.

Two or More™

Small Church Curriculum for Kids™

Only Preschoolers

Copyright © 2025 Group Publishing, a division of David C Cook/0000 0001 0362 4853
All rights reserved. No part of this book may be reproduced in any manner whatsoever without prior written permission from the publisher, except where noted in the text and in the case of brief quotations embodied in critical articles and reviews. For information, visit group.com/permissions.

Visit our website: group.com

Credits

Photography: Rodney Stewart

Executive Director of Content Creation: Jody Brolsma

Editorial Team: Jody Brolsma, Laycie McClain, Ali Thompson

Assistant Editors: Lyndsay Gerwing, Micaiah Lee

Design Team: Jeff Storm, Stephen Caine, Karlie Pape

Scripture quotations are taken from the Holy Bible, New Living Translation, copyright ©1996, 2004, 2015 by Tyndale House Foundation. Used by permission of Tyndale House Publishers, Inc., Carol Stream, Illinois 60188.
All rights reserved.

ISBN 978-1-4707-7957-3

Printed in the U.S.A.

10 9 8 7 6 5 4 3 2 1

28 27 26 25

Contents

Quarter 1

Welcome

Intro	Welcome to Two or More	4
-------	-------------------------------------	----------

IN THE BEGINNING

Lesson 1	God Creates Adam and Eve	7
Lesson 2	God Gives Adam and Eve a Choice	19
Lesson 3	God Tells Noah to Build an Ark	31
Lesson 4	God Promises Abram a Son	43
Lesson 5	God Promises Sarah a Son	55

FORGIVEN AND CALLED

Lesson 6	God Washes Us Clean	67
Lesson 7	God Made and Knows Us	79
Lesson 8	Jesus Calls Disciples	91
Lesson 9	Jesus Visits Mary and Martha	103

GOD HAS A PLAN

Lesson 10	God Tells Joseph to Go to Egypt	115
Lesson 11	John the Baptist Announces Jesus	127
Lesson 12	Jesus Answers Tough Questions	139
Lesson 13	Jesus Sends Out Twelve Disciples	151



We're Spot and Dot, and we're going to help you as you lead kids through these Bible lessons.

Is Christmas or Easter coming up? You can access your free digital holiday lessons in the Digital Download Center.

Welcome



WELCOME TO TWO OR MORE

The children's curriculum specially designed for small churches!

Small Churches Rock!

We see you, small churches. And we love you!

For too long, you've had to adapt curriculums that are geared for big groups of kids, or that felt like big productions—when you have totally different needs and strengths.

And that's why we created Two or More—to help you shine!

With Two or More, you can rest assured that every lesson is designed just for you. Every lesson will...

- be simply laid out and easy to follow—easy to glance at quickly to maintain eye contact with kids
- be geared for smaller groups of kids
- help you capitalize on your greatest strength: your ability to foster relationships

...all while helping kids know Jesus and build lifelong faith!

Here's a fact: One of the greatest emotional needs kids have is to feel *seen*, *known*, and *loved*. To have that sense of “I belong here” and “people would notice if I weren't here.”

Those needs can be hard for big churches to fill. It takes a lot of intentionality for big churches to create small groups and make every child feel like he or she has a place.

But for you? That's your greatest strength! When you have only a few kids, you can't help but connect with them! Every child who comes into your church is seen, known, and loved.

Maybe you've thought that unless you grow in number, your efforts are of limited value—like teaching only a few kids isn't really making a big impact. But consider this: Jesus loved small. Sure, he taught big crowds. But he really invested his time in a relationship with 12 followers. And even among them, he had three he mentored even more closely.

When a boy brought Jesus a small offering of fish and bread, Jesus made it work. When Jesus saw a mustard seed, he said that's what faith should be like. When one sheep went missing, he noticed—and cared a lot.

Jesus can do a lot with small.

HOW DOES IT WORK?

You may be wondering...will this really be age-appropriate for my preschoolers?

Yes!

Two or More ensures that every lesson is simple and applicable for preschoolers.

Here are the ingredients of our secret sauce to make lessons meaningful for preschoolers:

- **Simplicity.** Kids learn one easy-to-remember Bible point each week.
- **Discussion.** We help preschoolers process discoveries and share their own stories through simple, preschool-friendly questions.
- **Application.** We make sure preschoolers know *why* the Bible story matters to them with application that makes sense in a 3-year-old's world.
- **Movement.** Because kids are moving, they're engaged, and you'll keep their short attention spans.
- **YOU.** Because you're there, loving every one of them, kids will walk away feeling seen, known, and loved.

Plus, you'll find that while each quarter of Two or More includes bite-size themes, you'll work through the Bible, both Old and New Testament, every year! This approach helps you give a strategic, thoughtful faith foundation to kids in your ministry.

We've curated the most small-church-friendly parts of Dig In curriculum, adapted it just for you, and designed it in a glanceable layout that you're sure to love.



TWO OR MORE LESSONS

So what can you expect as you dive into Two or More?

Check In

This section was designed to really hone in on the small church's ability to see and know kids. Each week, there's a general question about how kids are doing—a chance for them to share openly. And because you have only a few kids, there's time for *everyone* to share.

Set the Stage

To set the stage, you'll ask a more fun, imaginative question that helps kids gear up for the day's Bible point or story.

Experience the Bible

Kids won't sit passively and listen to you tell a Bible story. The Bible comes to life in an experiential way! With simple, effective experiences, kids get to unpack what happened in the Bible...and why that matters today.

Hands-On Discovery

We surveyed small churches and found that most of you love to do crafts or science experiments. In Hands-On Discovery, kids get their hands busy and make exciting crafts or see how science can point us to God. But these crafts and object lessons aren't merely busy work—they're intentional experiences geared toward discovery and life application.

Play a Game

Yes, you can play games! Even with mixed ages. Even with only two kids. You'll never see a game in Two or More that requires you to break into teams...because we know your small group may *be* a team! But we also know that kids love to play *with you*. So no matter how many kids you have, join in the fun to help build relationships! Plus, every game wraps up with questions that help kids make a connection to the Bible point.

Color and Create

Coloring sheets provide a visual preschoolers can enjoy and take home. These coloring sheets also include the Bible passage and a summary of what they learned, so parents can get a quick glance at what their kids are learning. Plus, some coloring sheets involve adding extra fun elements!

Pray Together

Of course, prayer is important! And this section models that by helping kids get involved in praying rather than simply hearing their teacher pray. With your smaller group, it's a great chance to give *every child* a turn to pray.

BONUS: Explore More

We know that some churches are pressed for time and may not even be able to use all the experiences above! But we also know that sometimes you have more than an hour to teach, and we want to make sure every moment counts. Your time with kids is limited and precious, so don't rely on disconnected games and activities to "fill time." Instead, use this intentional experience that furthers kids' exploration of the Bible point.

BONUS: Sing Together

We know that some small churches have kids in "big church" for worship and others don't. So if you need to incorporate worship music in your lesson, we've got you covered with all-included downloadable music videos and audio tracks in the Digital Download Center. Need a DVD? The Best of Dig In DVD, available at group.com, has all the same great songs you'll find online! If you do use media, this is a great opportunity to involve teenagers as leaders—most teens know a lot about technology!

Don't feel like you have to do *all* the options. With Two or More's one-point learning, you're guaranteed to cover the point of the lesson, no matter how far you get!



God Creates Adam and Eve

Genesis 1–2:24

Lesson

1




Teacher Background

What Happens: In just six days, God made everything in the world. He made a perfect place to live, and then he made his most special creation—humans. God made us in his image to rule over his creation. God created us for a reason. After he made everything, God rested.

Why It Matters: As kids grow, they'll begin trying to figure out what their purpose is. They may feel they have to wait until they're grown-ups to know why God created them. Use this lesson to give kids strong roots to know that we can be in relationship with God at any age—and that's our purpose!

Think About: What's special about the way God made you? How have you used those special traits to serve God?

Pray for kids to feel valued and important as they learn why God made them.



Point:

God created us for a reason.



Key Verse:

"In the beginning God created the heavens and the earth."
Genesis 1:1

QUICK TIP

As you get to know your kids, look for the special traits God gave them. Encourage kids to use their strengths in class. For example, if you have kids who love to draw and create pictures, let them lead others in the craft. If you have kids who love to act, find times they can help you act out the story, instead of using an adult helper. If you have kids who excel in music, let them help lead the motions during the music video time. Most of all, let kids have fun worshipping God and finding out why he created them.

This Lesson at a Glance



WHAT HAPPENS	KIDS DISCOVER
CHECK IN Connect about the week.	The importance of friendships at church.
SET THE STAGE Share about a topic related to the lesson.	The connection between their world and the Bible.
EXPERIENCE THE BIBLE Act out the Bible story.	All the amazing things God created.
HANDS-ON DISCOVERY Find and examine seeds in fruit.	How carefully God designed our world.
PLAY A GAME Identify and celebrate how they've been created.	Some of the special ways God made them.
COLOR AND CREATE Color a picture of the Bible story.	What happened in the Bible story.
PRAY TOGETHER Receive a blessing.	Some of the reasons God made them.

BONUS OPTIONS	EXPLORE MORE Do an activity with mirrors.	How special God made them.
	SING TOGETHER Sing worship songs together.	How to celebrate God.

	MINUTES	EASY SUPPLIES	EASY PREP
	5		
	5		
	10	<input type="checkbox"/> Bible <input type="checkbox"/> glow-in-the-dark stars and moon	<input type="checkbox"/> Put the glow-in-the-dark stars and moon under a light so they'll glow during the lesson. Keep them out of view.
	10	<input type="checkbox"/> fruit with seeds <input type="checkbox"/> paper plates (1 per child) <input type="checkbox"/> small magnifying glasses (1 per child or enough to share) <input type="checkbox"/> wet wipes	<input type="checkbox"/> Cut the fruit into pieces, 1 per child. Keep 1 seed for yourself to show children.
	10		
	10	<input type="checkbox"/> "God Creates Adam and Eve" Coloring Page (page 15) <input type="checkbox"/> crayons	
	5		

	10	<input type="checkbox"/> hand mirrors (1 for every 2 children) or 1 full-length door mirror <input type="checkbox"/> dry-erase markers (1 for every 2 children) <input type="checkbox"/> paper towels	<input type="checkbox"/> Use dry-erase markers to draw silly facial features or accessories on each mirror. For full-length mirrors, set them sideways, and draw 4 different images across.
	10	<input type="checkbox"/> worship music <input type="checkbox"/> media player	<input type="checkbox"/> Download songs from the Digital Download Center.



CHECK IN (5 MINUTES)

- Thank kids for coming and have kids shake hands with four friends using the back of their hands.
- Make announcements and collect offering.
- Celebrate any birthdays by having preschoolers sing a birthday song off-key.

ASK: What do you want to tell everyone today? Share your own quick story first, and then let everyone share! For groups of more than six, have kids share in pairs so everyone has a turn to talk.



SET THE STAGE (5 MINUTES)

SAY: Today we're going to learn that ➡ **God made us for a reason.** Did you know that? God made you, you, and you. Point to each child. Let's talk about some things we've made.

ASK: What's something you've made? Share your own quick story first, and then let everyone share!

SAY: Wow! You all have made a lot of interesting creations. But the most interesting creations are you! God made you special, and ➡ **God made you for a reason.** Let's see what the Bible says about how God made us. The Bible isn't like other books—it's really special. That's because God can talk to us through the Bible. God is here right now, ready to talk to you!



EXPERIENCE THE BIBLE (10 MINUTES)



SUPPLIES

- Bible
- glow-in-the-dark stars and moon (found at stores like Walmart or craft stores)

EASY PREP

- Put the glow-in-the-dark stars and moon under a light so they'll glow during the lesson. Keep them out of view of children until mentioned in the lesson.

ACT IT OUT



Dim the lights. Show the Bible.

SAY: Today we'll learn that ➡ **God made us for a reason.**

The Bible says that before God made us, he made the world. There was no light in the world.

Turn on the light.

SAY: God made day and night.

Dim the lights, and have the preschoolers pretend that it's night and lie down, pretending to sleep.

Then turn the lights back on, and have them pretend it's day and jump up and stretch. Turn the lights on and off several times.

SAY: It's nice that God made light. It's pretty hard to see when there's no light! And it's nice that God made night because it gives us some time to lie down and rest.

Make sure the lights are now on.

SAY: On the next day, God made the sky.

Encourage kids to reach up to the sky by reaching above their heads.

SAY: Let's see what God made next. At that time, water covered the whole earth. There was no dry ground to stand on!

Lead kids in pretending to swim for about 30 seconds.

SAY: It would get tiring to swim all day with no place to stop and stand. So God made the land on that day. He moved the water aside so there was water *and* land.

Then God made plants like trees and flowers to grow on the land.

Share about a plant you like.

ASK: What are some plants you like?

SAY: God made flowers that make our land pretty. He also made trees, and some trees even have fruits or vegetables that we can eat!

Lead the children in pretending to pick a fruit from a tree and eat it.

SAY: But God wasn't done yet. He still had more things to make and add to the earth. On the next day, God made the stars and the moon.

Bring out the stars and moon, and then dim the lights so kids can see that they glow. Let children pass around the stars and moon so they can get a closer look.

Collect the stars and moon, and set them aside.

SAY: On the next day, God made fish.

Lead children in pretending to swim around like fish by putting their hands together in front of themselves and weaving them back and forth.

SAY: God also made the birds in the sky.

Lead kids in flapping their arms like wings.

SAY: And after that, God made the animals on the land, like lions and dogs and cows. Let's think of our favorite animals and make those animal sounds.

Lead preschoolers in making animal sounds.



CELEBRATE GOD MAKING PEOPLE

SAY: It was noisy once God made all the fish, birds, and animals! And God really liked all of the things he made. But all of it wasn't enough, so he made a man and a woman. He made human bodies, and he breathed life into them.

Have kids take deep breaths.

SAY: And ➡ **God made us for a reason**—he made us so we could be his friends.

Have preschoolers stand in a circle.

SAY: Let's pretend this is the world. God made the world, and then he made people like you and me. ➡ **God made us for a reason**. He made us to be his friends and to show his love.



SUPPLIES

- fruit with seeds
- paper plates (1 per child)
- small magnifying glasses (1 per child or enough to share)
- wet wipes

EASY PREP

- Cut the fruit into pieces, 1 per child. Keep 1 seed for yourself to show children.

Quick Tip



Seeds can be a choking hazard. Make sure preschoolers don't put the seeds in their mouths.

Quick Tip

If watermelons are in season, we recommend including them since seeds can be found in each piece.

FIND THE SEEDS

SAY: God made some plants for us to eat. Did you know that fruits have seeds inside? God made seeds for a reason. Hold up a seed. I took this seed from [name of fruit], and if I put it in the ground and watered it and took care of it, it would grow into *another* [name of fruit]. Let's find the seeds in our fruit and take a closer look!

- Give each child a piece of fruit on a paper plate.
- Have kids clean their hands and then find and remove seeds with their fingers.
- Have kids use magnifying glasses to examine the seeds, and ask questions about what they see. Ask questions to aid discovery regarding the seeds' color, size, and quantity.
- If using a fruit with one large seed, pass the seed so kids can take turns examining it.

EAT THE FRUIT

SAY: Now that we've found all the seeds, let's pray and thank God for creating this fruit for a reason—to eat it!


Say a short prayer of thanks, and then enjoy! Have wet wipes ready to clean up sticky hands and tables after kids have finished.

TALK ABOUT IT

SAY: God made seeds for a reason. He made some small and some big. Some seeds are easy to find, and others are a little tricky. God made seeds on purpose so that more fruit could grow. God said the plants and fruit he made were good.

ASK: What is your favorite fruit or vegetable that God made?

SAY: Just like you have a favorite fruit, God has a favorite thing he made—people! He created every single thing about us and said that the people he created weren't just good but *very good*! ➡ **God made us for a reason.** We are his favorite creation because we can love and obey him.





HIGH-FIVE

SAY: God made people to do special things. Let's play a game to celebrate being made special by God!

Choose one child to be the "high-fiver" and stand in the middle of the playing space. Have the rest of the kids go to one side of the room. Stand with the high-fiver in the middle of the room.

SAY: I'll shout out something special about people. If it's true for you, hop to the person in the middle to get a high-five and then hop to the other side of the room. Ready?

Hop to get a high-five if you are 3 years old, and then hop to the other side!

Celebrate everyone who

- is 4 years old
- is 5 years old
- knows how to write their name
- likes to sing
- is a good helper
- likes to play catch
- is kind
- likes to play outside
- is funny

Add in your own ideas if you'd like. Select a new high-fiver for each new celebration. If your kids are older, encourage the high-fiver to call out ideas to celebrate, only helping him or her if needed. Mix things up by calling different ways to move to the other side after kids get a high-five. Ideas include:

- jump like a kangaroo
- walk backward
- jog
- tiptoe
- gallop
- take giant steps

TALK ABOUT IT

ASK: Think of a person you really love. What are special things about that person? Share about someone from your life to begin the conversation. For example, share things about your spouse or best friend.

SAY: It's fun to celebrate the special things people do. ➡ **God made us for a reason.** He made us all special, and he celebrates each one of us!





SUPPLIES

- “God Creates Adam and Eve”
Coloring Page (page 15)
- crayons

Distribute the coloring pages and crayons.


SAY: Look at all the beautiful things God made! Except...some of the details are missing in our picture. Can you add in the missing legs, wings, faces, and other details?

Allow time for kids to color their pages, adding missing details. Remember to let your young kids channel their inner Picassos...not Michelangelos. A tiger can have five green stick legs if that's what kids would like to draw!



God Creates Adam and Eve

Coloring Page



Genesis 1:1–2:24: In the beginning God created the heavens and the earth. God made the sky, the plants, the animals, and people! The first people, Adam and Eve, had a special purpose: They took care of God's garden and named the animals. God created us for a reason, too!



ACT IT OUT

SAY: Today we learned that ➡ **God made us for a reason.** Let's think of some of those reasons right now.

Go through the following list and have kids act out each reason. Invite older preschoolers to share any other reasons they can think of.

- **God made you to love others.** (Kids hug one or two others in the group.)
- **God made you to take care of others.** (Kids pretend to rock a baby.)
- **God made you to be a good friend.** (Kids shake hands with or high-five one or two others in the group.)
- **God made you to tell others about him.** (Kids whisper "God loves you" in others' ears.)
- **God made you to love him.** (Kids point up.)



Celebrate Small

One advantage of your small size is that you have time to bless every preschooler by name!

RECEIVE A BLESSING

SAY: Those are some reasons God made you. And as we grow and change, we'll learn more and more reasons God made us. God loves each of you so much, and he made each of you special!

Tell each child, "[Name], God made you for a reason" and then lead the rest of the preschoolers in saying, "Thank you, God, for [name]."

After each child has been affirmed, pray.

PRAY: God, please help us love like you. Thank you for making each of us for a reason. In Jesus' name, amen.



TALK ABOUT HOW GOD COULD HAVE MADE US

SAY: Today we're learning about everything God made. God made every single thing in the world—all the animals, the plants, the ocean and mountains, even the stars in the sky.

And God made each one of us, too! God likes all the things he made in the world, but he *really* loves us. We are God's special creation! And he made us just the way he wanted us to be.

God could have made us with eight legs like an octopus (wiggle your arms like tentacles) or with a long trunk like an elephant (move one arm in front of you like a trunk).

ASK: What are other ways God could have made us? Encourage children to use their imaginations to think of fun and silly ways God could've created people.

SAY: Those are all such fun, creative ideas! Let's look at ourselves in a mirror to see how God *did* make us.

PLAY WITH MIRRORS

Have kids take turns looking in the mirror, lining up with the silly pictures.

SAY: God did such an awesome job making you! He gave you [describe features on the mirror]. Wait a minute... That's not right. That's not how God made you! That would be silly! Now it's your turn to draw on the mirror a silly way God could have made you.

- Give each pair of preschoolers a paper towel and a dry-erase marker.
- Have preschoolers wipe off the images you drew on the mirrors, and have each preschooler draw something on the mirror. It's OK if preschoolers just draw lines or squiggles.
- Once preschoolers have each contributed to their pair's drawing, they can each look at themselves in the mirror again.

SAY: There are so many ways God could have made you. But ➡ **God made you for a reason** just the way you are!

Have preschoolers wipe off the drawings so they can see themselves clearly in the mirror.

SAY: Each of you is perfectly and wonderfully made by God. He made you just the way he wants you to be!

God didn't just make you to *look* like you; he also gave each of you special gifts and talents. Maybe God gave you the gift of giving really good hugs to people when they're sad. Or maybe he made you to like science or painting pictures. Or maybe he made you so you can run really, really fast! In the mirror, strike a pose of a gift or talent God has given you—something you like to do!

Give each preschooler a chance to see his or her pose in the mirror.

SUPPLIES

- hand mirrors (1 for every 2 children) or 1 full-length door mirror
- dry-erase markers (1 for every 2 children)
- paper towels

EASY PREP

- Use dry-erase markers to draw silly facial features or accessories on each hand mirror. For full-length mirrors, set them sideways and draw 4 different images across.



SAY: God made us in his image, so we mirror him! And we can see what God's heart looks like by learning about how Jesus loved people. Then we can mirror Jesus! God wonderfully made you and gave each of you special gifts, talents, and interests. ➡ **God made you for a reason** and has good plans for each of you. You are God's special creation, and he wants you to be his friend!

BONUS OPTION

SING TOGETHER (10 MINUTES)



SUPPLIES

- worship music
- media player

Sing worship songs with your kids.

EASY PREP

- Download songs from the Digital Download Center.



Coming in Quarter 2!

THEME: Trusting God

- 1 God Gives Ten Commandments**
(Exodus 20:1-21) *God doesn't want us to get hurt.*
- 2 God Sees Aaron Make an Idol**
(Exodus 32:1-29; 40:12-15) *God loves us even when we go along with the crowd.*
- 3 God Gives Caleb Courage** (Numbers 13:1-14:9)
God is bigger than our fears.
- 4 God Makes a Donkey Talk** (Numbers 22:21-41)
God wants to get our attention.

THEME: Amazing Love

- 5 Jesus Heals a Crippled Woman** (Luke 13:10-17)
Jesus does what's right—no matter what.
- 6 Jesus Heals a Blind Man** (John 9:1-41)
Jesus has the power to heal.
- 7 Jesus Claims to Be God's Son** (John 10:22-42)
Jesus is God's Son.
- 8 The Lost Sheep and Lost Coin** (Luke 15:1-10)
Jesus looks for us.
- 9 Parable of the Prodigal Son** (Luke 15:11-32)
Jesus loves us no matter what.

THEME: Sermon on the Mount: Following Jesus

- 10 The Golden Rule** (Matthew 7:12; 18:21-35)
Treat others the way you want to be treated.
- 11 The Narrow Gate** (Matthew 7:13-14; John 14:6)
Jesus is the only way to heaven.
- 12 True Disciples** (Matthew 7:15-23)
Jesus' friends live like him.
- 13 Firm Foundation** (Matthew 7:24-29)
Following Jesus is the best way to live.

Spend Quarter 1 diving into these exciting topics with your small group of preschoolers!

In the Beginning			
1	God Creates Adam and Eve	Genesis 1-2:24	God created us for a reason.
2	God Gives Adam and Eve a Choice	Genesis 3	God lets us choose between good and evil.
3	God Tells Noah to Build an Ark	Genesis 6:9-9:1	God gives us do-overs.
4	God Promises Abram a Son	Genesis 15	God keeps his promises to us.
5	God Promises Sarah a Son	Genesis 18:1-15; 21:1-6	God brings us laughter.
Forgiven and Called			
6	God Washes Us Clean	Psalm 51	We are forgiven.
7	God Made and Knows Us	Psalm 139:1-4	We are known by God.
8	Jesus Calls Disciples	Luke 5:1-11	We are followers of Jesus.
9	Jesus Visits Mary and Martha	Luke 10:38-42	Jesus wants to be our friend.
God Has a Plan			
10	God Tells Joseph to Go to Egypt	Matthew 2:13-23	God is our safe place.
11	John the Baptist Announces Jesus	John 1:19-34	God came to be with us.
12	Jesus Answers Tough Questions	John 3:1-21	Jesus isn't afraid of hard questions.
13	Jesus Sends Out Twelve Disciples	Matthew 10	Jesus trusts us to do what he can do.

With Two or More™, you can build relationships with preschoolers and engage in meaningful experiences whether you have two...or a few!



two or more
Small Church Curriculum for Kids™

Copyright © Group Publishing,
a division of David C Cook
group.com/TwoOrMore 800.447.1070



133524



THIS IS A SAMPLE

The number of pages is limited.

Purchase the item for the complete version.

