


QUARTER 1

two or more™

Small Church Curriculum for Kids™

LEADER GUIDE

Only Preschoolers Ages 3-5



Small Church Curriculum for Kids™

Leader Guide
Only Preschoolers



Group resources really work!

This Group resource incorporates our R.E.A.L. approach to ministry. It reinforces a growing friendship with Jesus, encourages long-term learning, and results in life transformation, because it's:

Relational

Person-to-person interaction enhances spiritual growth and builds Christian friendships.

Experiential

What we experience through action and discussion sticks with us up to 9 times longer than what we simply hear or read.

Applicable

The aim of ministry is to equip people to be both hearers and doers of God's Word.

Lifelong

Experiences transform the heart, moving faith beyond the walls of church and into everyday life for years to come.

Two or More™

Small Church Curriculum for Kids™

Only Preschoolers

Copyright © 2025 Group Publishing, a division of David C Cook/0000 0001 0362 4853
All rights reserved. No part of this book may be reproduced in any manner whatsoever without prior written permission from the publisher, except where noted in the text and in the case of brief quotations embodied in critical articles and reviews. For information, visit group.com/permissions.

Visit our website: group.com

Credits

Photography: Rodney Stewart

Executive Director of Content Creation: Jody Brolsma

Editorial Team: Jody Brolsma, Laycie McClain, Ali Thompson

Assistant Editors: Lyndsay Gerwing, Micaiah Lee

Design Team: Jeff Storm, Stephen Caine, Karlie Pape

Scripture quotations are taken from the Holy Bible, New Living Translation, copyright ©1996, 2004, 2015 by Tyndale House Foundation. Used by permission of Tyndale House Publishers, Inc., Carol Stream, Illinois 60188.
All rights reserved.

ISBN 978-1-4707-7957-3

Printed in the U.S.A.

10 9 8 7 6 5 4 3 2 1

28 27 26 25

Contents

Quarter 1

Welcome

Intro	Welcome to Two or More	4
-------	-------------------------------------	----------

IN THE BEGINNING


Lesson 1	God Creates Adam and Eve	7
Lesson 2	God Gives Adam and Eve a Choice	19
Lesson 3	God Tells Noah to Build an Ark	31
Lesson 4	God Promises Abram a Son	43
Lesson 5	God Promises Sarah a Son	55

FORGIVEN AND CALLED

Lesson 6	God Washes Us Clean	67
Lesson 7	God Made and Knows Us	79
Lesson 8	Jesus Calls Disciples	91
Lesson 9	Jesus Visits Mary and Martha	103

GOD HAS A PLAN

Lesson 10	God Tells Joseph to Go to Egypt	115
Lesson 11	John the Baptist Announces Jesus	127
Lesson 12	Jesus Answers Tough Questions	139
Lesson 13	Jesus Sends Out Twelve Disciples	151



We're Spot and Dot, and we're going to help you as you lead kids through these Bible lessons.

Is Christmas or Easter coming up? You can access your free digital holiday lessons in the Digital Download Center.

Welcome



WELCOME TO TWO OR MORE

The children's curriculum specially designed for small churches!

Small Churches Rock!

We see you, small churches. And we love you!

For too long, you've had to adapt curriculums that are geared for big groups of kids, or that felt like big productions—when you have totally different needs and strengths.

And that's why we created Two or More—to help you shine!

With Two or More, you can rest assured that every lesson is designed just for you. Every lesson will...

- be simply laid out and easy to follow—easy to glance at quickly to maintain eye contact with kids
- be geared for smaller groups of kids
- help you capitalize on your greatest strength: your ability to foster relationships

...all while helping kids know Jesus and build lifelong faith!

Here's a fact: One of the greatest emotional needs kids have is to feel *seen*, *known*, and *loved*. To have that sense of “I belong here” and “people would notice if I weren't here.”

Those needs can be hard for big churches to fill. It takes a lot of intentionality for big churches to create small groups and make every child feel like he or she has a place.

But for you? That's your greatest strength! When you have only a few kids, you can't help but connect with them! Every child who comes into your church is seen, known, and loved.

Maybe you've thought that unless you grow in number, your efforts are of limited value—like teaching only a few kids isn't really making a big impact. But consider this: Jesus loved small. Sure, he taught big crowds. But he really invested his time in a relationship with 12 followers. And even among them, he had three he mentored even more closely.

When a boy brought Jesus a small offering of fish and bread, Jesus made it work. When Jesus saw a mustard seed, he said that's what faith should be like. When one sheep went missing, he noticed—and cared a lot.

Jesus can do a lot with small.

HOW DOES IT WORK?

You may be wondering...will this really be age-appropriate for my preschoolers?

Yes!

Two or More ensures that every lesson is simple and applicable for preschoolers.

Here are the ingredients of our secret sauce to make lessons meaningful for preschoolers:

- **Simplicity.** Kids learn one easy-to-remember Bible point each week.
- **Discussion.** We help preschoolers process discoveries and share their own stories through simple, preschool-friendly questions.
- **Application.** We make sure preschoolers know *why* the Bible story matters to them with application that makes sense in a 3-year-old's world.
- **Movement.** Because kids are moving, they're engaged, and you'll keep their short attention spans.
- **YOU.** Because you're there, loving every one of them, kids will walk away feeling seen, known, and loved.

Plus, you'll find that while each quarter of Two or More includes bite-size themes, you'll work through the Bible, both Old and New Testament, every year! This approach helps you give a strategic, thoughtful faith foundation to kids in your ministry.

We've curated the most small-church-friendly parts of Dig In curriculum, adapted it just for you, and designed it in a glanceable layout that you're sure to love.



TWO OR MORE LESSONS

So what can you expect as you dive into Two or More?

Check In

This section was designed to really hone in on the small church's ability to see and know kids. Each week, there's a general question about how kids are doing—a chance for them to share openly. And because you have only a few kids, there's time for *everyone* to share.

Set the Stage

To set the stage, you'll ask a more fun, imaginative question that helps kids gear up for the day's Bible point or story.

Experience the Bible

Kids won't sit passively and listen to you tell a Bible story. The Bible comes to life in an experiential way! With simple, effective experiences, kids get to unpack what happened in the Bible...and why that matters today.

Hands-On Discovery

We surveyed small churches and found that most of you love to do crafts or science experiments. In Hands-On Discovery, kids get their hands busy and make exciting crafts or see how science can point us to God. But these crafts and object lessons aren't merely busy work—they're intentional experiences geared toward discovery and life application.

Play a Game

Yes, you can play games! Even with mixed ages. Even with only two kids. You'll never see a game in Two or More that requires you to break into teams...because we know your small group may *be* a team! But we also know that kids love to play *with you*. So no matter how many kids you have, join in the fun to help build relationships! Plus, every game wraps up with questions that help kids make a connection to the Bible point.

Color and Create

Coloring sheets provide a visual preschoolers can enjoy and take home. These coloring sheets also include the Bible passage and a summary of what they learned, so parents can get a quick glance at what their kids are learning. Plus, some coloring sheets involve adding extra fun elements!

Pray Together

Of course, prayer is important! And this section models that by helping kids get involved in praying rather than simply hearing their teacher pray. With your smaller group, it's a great chance to give *every child* a turn to pray.

BONUS: Explore More

We know that some churches are pressed for time and may not even be able to use all the experiences above! But we also know that sometimes you have more than an hour to teach, and we want to make sure every moment counts. Your time with kids is limited and precious, so don't rely on disconnected games and activities to "fill time." Instead, use this intentional experience that furthers kids' exploration of the Bible point.

BONUS: Sing Together

We know that some small churches have kids in "big church" for worship and others don't. So if you need to incorporate worship music in your lesson, we've got you covered with all-included downloadable music videos and audio tracks in the Digital Download Center. Need a DVD? The Best of Dig In DVD, available at group.com, has all the same great songs you'll find online! If you do use media, this is a great opportunity to involve teenagers as leaders—most teens know a lot about technology!

Don't feel like you have to do *all* the options. With Two or More's one-point learning, you're guaranteed to cover the point of the lesson, no matter how far you get!



God Creates Adam and Eve

Genesis 1–2:24

Lesson

1




Teacher Background

What Happens: In just six days, God made everything in the world. He made a perfect place to live, and then he made his most special creation—humans. God made us in his image to rule over his creation. God created us for a reason. After he made everything, God rested.

Why It Matters: As kids grow, they'll begin trying to figure out what their purpose is. They may feel they have to wait until they're grown-ups to know why God created them. Use this lesson to give kids strong roots to know that we can be in relationship with God at any age—and that's our purpose!

Think About: What's special about the way God made you? How have you used those special traits to serve God?

Pray for kids to feel valued and important as they learn why God made them.



Point:

God created us for a reason.



Key Verse:

"In the beginning God created the heavens and the earth."
Genesis 1:1

QUICK TIP

As you get to know your kids, look for the special traits God gave them. Encourage kids to use their strengths in class. For example, if you have kids who love to draw and create pictures, let them lead others in the craft. If you have kids who love to act, find times they can help you act out the story, instead of using an adult helper. If you have kids who excel in music, let them help lead the motions during the music video time. Most of all, let kids have fun worshipping God and finding out why he created them.

This Lesson at a Glance



WHAT HAPPENS	KIDS DISCOVER
CHECK IN Connect about the week.	The importance of friendships at church.
SET THE STAGE Share about a topic related to the lesson.	The connection between their world and the Bible.
EXPERIENCE THE BIBLE Act out the Bible story.	All the amazing things God created.
HANDS-ON DISCOVERY Find and examine seeds in fruit.	How carefully God designed our world.
PLAY A GAME Identify and celebrate how they've been created.	Some of the special ways God made them.
COLOR AND CREATE Color a picture of the Bible story.	What happened in the Bible story.
PRAY TOGETHER Receive a blessing.	Some of the reasons God made them.

BONUS OPTIONS	EXPLORE MORE Do an activity with mirrors.	How special God made them.
	SING TOGETHER Sing worship songs together.	How to celebrate God.

	MINUTES	EASY SUPPLIES	EASY PREP
	5		
	5		
	10	<input type="checkbox"/> Bible <input type="checkbox"/> glow-in-the-dark stars and moon	<input type="checkbox"/> Put the glow-in-the-dark stars and moon under a light so they'll glow during the lesson. Keep them out of view.
	10	<input type="checkbox"/> fruit with seeds <input type="checkbox"/> paper plates (1 per child) <input type="checkbox"/> small magnifying glasses (1 per child or enough to share) <input type="checkbox"/> wet wipes	<input type="checkbox"/> Cut the fruit into pieces, 1 per child. Keep 1 seed for yourself to show children.
	10		
	10	<input type="checkbox"/> "God Creates Adam and Eve" Coloring Page (page 15) <input type="checkbox"/> crayons	
	5		

	10	<input type="checkbox"/> hand mirrors (1 for every 2 children) or 1 full-length door mirror <input type="checkbox"/> dry-erase markers (1 for every 2 children) <input type="checkbox"/> paper towels	<input type="checkbox"/> Use dry-erase markers to draw silly facial features or accessories on each mirror. For full-length mirrors, set them sideways, and draw 4 different images across.
	10	<input type="checkbox"/> worship music <input type="checkbox"/> media player	<input type="checkbox"/> Download songs from the Digital Download Center.



CHECK IN (5 MINUTES)

- Thank kids for coming and have kids shake hands with four friends using the back of their hands.
- Make announcements and collect offering.
- Celebrate any birthdays by having preschoolers sing a birthday song off-key.

ASK: What do you want to tell everyone today? Share your own quick story first, and then let everyone share! For groups of more than six, have kids share in pairs so everyone has a turn to talk.



SET THE STAGE (5 MINUTES)

SAY: Today we're going to learn that ➡ **God made us for a reason.** Did you know that? God made you, you, and you. Point to each child. Let's talk about some things we've made.

ASK: What's something you've made? Share your own quick story first, and then let everyone share!

SAY: Wow! You all have made a lot of interesting creations. But the most interesting creations are you! God made you special, and ➡ **God made you for a reason.** Let's see what the Bible says about how God made us. The Bible isn't like other books—it's really special. That's because God can talk to us through the Bible. God is here right now, ready to talk to you!



EXPERIENCE THE BIBLE (10 MINUTES)



SUPPLIES

- Bible
- glow-in-the-dark stars and moon (found at stores like Walmart or craft stores)

EASY PREP

- Put the glow-in-the-dark stars and moon under a light so they'll glow during the lesson. Keep them out of view of children until mentioned in the lesson.

ACT IT OUT



Dim the lights. Show the Bible.

SAY: Today we'll learn that ➡ **God made us for a reason.**

The Bible says that before God made us, he made the world. There was no light in the world.

Turn on the light.

SAY: God made day and night.

Dim the lights, and have the preschoolers pretend that it's night and lie down, pretending to sleep.

Then turn the lights back on, and have them pretend it's day and jump up and stretch. Turn the lights on and off several times.

SAY: It's nice that God made light. It's pretty hard to see when there's no light! And it's nice that God made night because it gives us some time to lie down and rest.

Make sure the lights are now on.

SAY: On the next day, God made the sky.

Encourage kids to reach up to the sky by reaching above their heads.

SAY: Let's see what God made next. At that time, water covered the whole earth. There was no dry ground to stand on!

Lead kids in pretending to swim for about 30 seconds.

SAY: It would get tiring to swim all day with no place to stop and stand. So God made the land on that day. He moved the water aside so there was water *and* land.

Then God made plants like trees and flowers to grow on the land.

Share about a plant you like.

ASK: What are some plants you like?

SAY: God made flowers that make our land pretty. He also made trees, and some trees even have fruits or vegetables that we can eat!

Lead the children in pretending to pick a fruit from a tree and eat it.

SAY: But God wasn't done yet. He still had more things to make and add to the earth. On the next day, God made the stars and the moon.

Bring out the stars and moon, and then dim the lights so kids can see that they glow. Let children pass around the stars and moon so they can get a closer look.

Collect the stars and moon, and set them aside.

SAY: On the next day, God made fish.

Lead children in pretending to swim around like fish by putting their hands together in front of themselves and weaving them back and forth.

SAY: God also made the birds in the sky.

Lead kids in flapping their arms like wings.

SAY: And after that, God made the animals on the land, like lions and dogs and cows. Let's think of our favorite animals and make those animal sounds.

Lead preschoolers in making animal sounds.



CELEBRATE GOD MAKING PEOPLE

SAY: It was noisy once God made all the fish, birds, and animals! And God really liked all of the things he made. But all of it wasn't enough, so he made a man and a woman. He made human bodies, and he breathed life into them.

Have kids take deep breaths.

SAY: And ➡ **God made us for a reason**—he made us so we could be his friends.

Have preschoolers stand in a circle.

SAY: Let's pretend this is the world. God made the world, and then he made people like you and me. ➡ **God made us for a reason**. He made us to be his friends and to show his love.



SUPPLIES

- fruit with seeds
- paper plates (1 per child)
- small magnifying glasses (1 per child or enough to share)
- wet wipes

EASY PREP

- Cut the fruit into pieces, 1 per child. Keep 1 seed for yourself to show children.

Quick Tip



Seeds can be a choking hazard. Make sure preschoolers don't put the seeds in their mouths.

Quick Tip

If watermelons are in season, we recommend including them since seeds can be found in each piece.

FIND THE SEEDS

SAY: God made some plants for us to eat. Did you know that fruits have seeds inside? God made seeds for a reason. Hold up a seed. I took this seed from [name of fruit], and if I put it in the ground and watered it and took care of it, it would grow into *another* [name of fruit]. Let's find the seeds in our fruit and take a closer look!

- Give each child a piece of fruit on a paper plate.
- Have kids clean their hands and then find and remove seeds with their fingers.
- Have kids use magnifying glasses to examine the seeds, and ask questions about what they see. Ask questions to aid discovery regarding the seeds' color, size, and quantity.
- If using a fruit with one large seed, pass the seed so kids can take turns examining it.

EAT THE FRUIT

SAY: Now that we've found all the seeds, let's pray and thank God for creating this fruit for a reason—to eat it!


Say a short prayer of thanks, and then enjoy! Have wet wipes ready to clean up sticky hands and tables after kids have finished.

TALK ABOUT IT

SAY: God made seeds for a reason. He made some small and some big. Some seeds are easy to find, and others are a little tricky. God made seeds on purpose so that more fruit could grow. God said the plants and fruit he made were good.

ASK: What is your favorite fruit or vegetable that God made?

SAY: Just like you have a favorite fruit, God has a favorite thing he made—people! He created every single thing about us and said that the people he created weren't just good but *very good*! ➡ God made us for a reason. We are his favorite creation because we can love and obey him.





HIGH-FIVE

SAY: God made people to do special things. Let's play a game to celebrate being made special by God!

Choose one child to be the "high-fiver" and stand in the middle of the playing space. Have the rest of the kids go to one side of the room. Stand with the high-fiver in the middle of the room.

SAY: I'll shout out something special about people. If it's true for you, hop to the person in the middle to get a high-five and then hop to the other side of the room. Ready?

Hop to get a high-five if you are 3 years old, and then hop to the other side!

Celebrate everyone who

- is 4 years old
- is 5 years old
- knows how to write their name
- likes to sing
- is a good helper
- likes to play catch
- is kind
- likes to play outside
- is funny

Add in your own ideas if you'd like. Select a new high-fiver for each new celebration. If your kids are older, encourage the high-fiver to call out ideas to celebrate, only helping him or her if needed. Mix things up by calling different ways to move to the other side after kids get a high-five. Ideas include:

- jump like a kangaroo
- walk backward
- jog
- tiptoe
- gallop
- take giant steps

TALK ABOUT IT

ASK: Think of a person you really love. What are special things about that person? Share about someone from your life to begin the conversation. For example, share things about your spouse or best friend.

SAY: It's fun to celebrate the special things people do. ➡ **God made us for a reason.** He made us all special, and he celebrates each one of us!





SUPPLIES

- “God Creates Adam and Eve”
Coloring Page (page 15)
- crayons

Distribute the coloring pages and crayons.


SAY: Look at all the beautiful things God made! Except...some of the details are missing in our picture. Can you add in the missing legs, wings, faces, and other details?

Allow time for kids to color their pages, adding missing details. Remember to let your young kids channel their inner Picassos...not Michelangelos. A tiger can have five green stick legs if that's what kids would like to draw!



God Creates Adam and Eve

Coloring Page



Genesis 1:1–2:24: In the beginning God created the heavens and the earth. God made the sky, the plants, the animals, and people! The first people, Adam and Eve, had a special purpose: They took care of God's garden and named the animals. God created us for a reason, too!



ACT IT OUT

SAY: Today we learned that ➡ **God made us for a reason.** Let's think of some of those reasons right now.

Go through the following list and have kids act out each reason. Invite older preschoolers to share any other reasons they can think of.

- **God made you to love others.** (Kids hug one or two others in the group.)
- **God made you to take care of others.** (Kids pretend to rock a baby.)
- **God made you to be a good friend.** (Kids shake hands with or high-five one or two others in the group.)
- **God made you to tell others about him.** (Kids whisper "God loves you" in others' ears.)
- **God made you to love him.** (Kids point up.)



Celebrate Small

One advantage of your small size is that you have time to bless every preschooler by name!

RECEIVE A BLESSING

SAY: Those are some reasons God made you. And as we grow and change, we'll learn more and more reasons God made us. God loves each of you so much, and he made each of you special!

Tell each child, "[Name], God made you for a reason" and then lead the rest of the preschoolers in saying, "Thank you, God, for [name]."

After each child has been affirmed, pray.

PRAY: God, please help us love like you. Thank you for making each of us for a reason. In Jesus' name, amen.



TALK ABOUT HOW GOD COULD HAVE MADE US

SAY: Today we're learning about everything God made. God made every single thing in the world—all the animals, the plants, the ocean and mountains, even the stars in the sky.

And God made each one of us, too! God likes all the things he made in the world, but he *really* loves us. We are God's special creation! And he made us just the way he wanted us to be.

God could have made us with eight legs like an octopus (wiggle your arms like tentacles) or with a long trunk like an elephant (move one arm in front of you like a trunk).

ASK: What are other ways God could have made us? Encourage children to use their imaginations to think of fun and silly ways God could've created people.

SAY: Those are all such fun, creative ideas! Let's look at ourselves in a mirror to see how God *did* make us.

PLAY WITH MIRRORS

Have kids take turns looking in the mirror, lining up with the silly pictures.

SAY: God did such an awesome job making you! He gave you [describe features on the mirror]. Wait a minute... That's not right. That's not how God made you! That would be silly! Now it's your turn to draw on the mirror a silly way God could have made you.

- Give each pair of preschoolers a paper towel and a dry-erase marker.
- Have preschoolers wipe off the images you drew on the mirrors, and have each preschooler draw something on the mirror. It's OK if preschoolers just draw lines or squiggles.
- Once preschoolers have each contributed to their pair's drawing, they can each look at themselves in the mirror again.

SAY: There are so many ways God could have made you. But ➡ **God made you for a reason** just the way you are!

Have preschoolers wipe off the drawings so they can see themselves clearly in the mirror.

SAY: Each of you is perfectly and wonderfully made by God. He made you just the way he wants you to be!

God didn't just make you to *look* like you; he also gave each of you special gifts and talents. Maybe God gave you the gift of giving really good hugs to people when they're sad. Or maybe he made you to like science or painting pictures. Or maybe he made you so you can run really, really fast! In the mirror, strike a pose of a gift or talent God has given you—something you like to do!

Give each preschooler a chance to see his or her pose in the mirror.

SUPPLIES

- hand mirrors (1 for every 2 children) or 1 full-length door mirror
- dry-erase markers (1 for every 2 children)
- paper towels

EASY PREP

- Use dry-erase markers to draw silly facial features or accessories on each hand mirror. For full-length mirrors, set them sideways and draw 4 different images across.



SAY: God made us in his image, so we mirror him! And we can see what God's heart looks like by learning about how Jesus loved people. Then we can mirror Jesus! God wonderfully made you and gave each of you special gifts, talents, and interests. ➡ **God made you for a reason** and has good plans for each of you. You are God's special creation, and he wants you to be his friend!

BONUS OPTION

SING TOGETHER (10 MINUTES)



SUPPLIES

- worship music
- media player

Sing worship songs with your kids.

EASY PREP

- Download songs from the Digital Download Center.



Coming in Quarter 2!

THEME: Trusting God

- 1 God Gives Ten Commandments**
(Exodus 20:1-21) *God doesn't want us to get hurt.*
- 2 God Sees Aaron Make an Idol**
(Exodus 32:1-29; 40:12-15) *God loves us even when we go along with the crowd.*
- 3 God Gives Caleb Courage** (Numbers 13:1-14:9)
God is bigger than our fears.
- 4 God Makes a Donkey Talk** (Numbers 22:21-41)
God wants to get our attention.

THEME: Amazing Love

- 5 Jesus Heals a Crippled Woman** (Luke 13:10-17)
Jesus does what's right—no matter what.
- 6 Jesus Heals a Blind Man** (John 9:1-41)
Jesus has the power to heal.
- 7 Jesus Claims to Be God's Son** (John 10:22-42)
Jesus is God's Son.
- 8 The Lost Sheep and Lost Coin** (Luke 15:1-10)
Jesus looks for us.
- 9 Parable of the Prodigal Son** (Luke 15:11-32)
Jesus loves us no matter what.

THEME: Sermon on the Mount: Following Jesus

- 10 The Golden Rule** (Matthew 7:12; 18:21-35)
Treat others the way you want to be treated.
- 11 The Narrow Gate** (Matthew 7:13-14; John 14:6)
Jesus is the only way to heaven.
- 12 True Disciples** (Matthew 7:15-23)
Jesus' friends live like him.
- 13 Firm Foundation** (Matthew 7:24-29)
Following Jesus is the best way to live.

Spend Quarter 1 diving into these exciting topics with your small group of preschoolers!

In the Beginning			
1	God Creates Adam and Eve	Genesis 1-2:24	God created us for a reason.
2	God Gives Adam and Eve a Choice	Genesis 3	God lets us choose between good and evil.
3	God Tells Noah to Build an Ark	Genesis 6:9-9:1	God gives us do-overs.
4	God Promises Abram a Son	Genesis 15	God keeps his promises to us.
5	God Promises Sarah a Son	Genesis 18:1-15; 21:1-6	God brings us laughter.
Forgiven and Called			
6	God Washes Us Clean	Psalm 51	We are forgiven.
7	God Made and Knows Us	Psalm 139:1-4	We are known by God.
8	Jesus Calls Disciples	Luke 5:1-11	We are followers of Jesus.
9	Jesus Visits Mary and Martha	Luke 10:38-42	Jesus wants to be our friend.
God Has a Plan			
10	God Tells Joseph to Go to Egypt	Matthew 2:13-23	God is our safe place.
11	John the Baptist Announces Jesus	John 1:19-34	God came to be with us.
12	Jesus Answers Tough Questions	John 3:1-21	Jesus isn't afraid of hard questions.
13	Jesus Sends Out Twelve Disciples	Matthew 10	Jesus trusts us to do what he can do.

With Two or More™, you can build relationships with preschoolers and engage in meaningful experiences whether you have two...or a few!



two or more
Small Church Curriculum for Kids™

Copyright © Group Publishing,
a division of David C Cook
group.com/TwoOrMore 800.447.1070



133524



THIS IS A SAMPLE
The number of pages is limited.

Purchase the item for the complete version.

