

Quarter 2


two or more™

Small Church Curriculum for Kids™

LEADER GUIDE



All Kids Together Ages 3-12



Small Church Curriculum for Kids™

Leader Guide
All Kids Together



Group resources really work!

This Group resource incorporates our R.E.A.L. approach to ministry. It reinforces a growing friendship with Jesus, encourages long-term learning, and results in life transformation, because it's:

Relational

Person-to-person interaction enhances spiritual growth and builds Christian friendships.

Experiential

What we experience through action and discussion sticks with us up to 9 times longer than what we simply hear or read.

Applicable

The aim of ministry is to equip people to be both hearers and doers of God's Word.

Lifelong

Experiences transform the heart, moving faith beyond the walls of church and into everyday life for years to come.

Two or More™

Small Church Curriculum for Kids™

All Kids Together

Copyright © 2025 Group Publishing, a division of David C Cook/0000 0001 0362 4853
All rights reserved. No part of this book may be reproduced in any manner whatsoever without prior written permission from the publisher, except where noted in the text and in the case of brief quotations embodied in critical articles and reviews. For information, visit group.com/permissions.

Visit our website: group.com

Credits

Photography: Rodney Stewart

Executive Director of Content Creation: Jody Brolsma

Editorial Team: Jody Brolsma, Laycie McClain, Ali Thompson

Assistant Editors: Lyndsay Gerwing, Micaiah Lee

Design Team: Jeff Storm, Stephen Caine

Scripture quotations are taken from the *Holy Bible*, New Living Translation, copyright ©1996, 2004, 2015 by Tyndale House Foundation. Used by permission of Tyndale House Publishers, Inc., Carol Stream, Illinois 60188. All rights reserved.

ISBN 978-1-4707-8173-6

Printed in the U.S.A.

10 9 8 7 6 5 4 3 2 1

28 27 26 25

Contents

Quarter 2

WELCOME

Intro	Welcome to Two or More.....	4
-------	------------------------------------	----------

TRUSTING GOD

Lesson 1	God Gives Ten Commandments	7
Lesson 2	God Sees Aaron Make an Idol	19
Lesson 3	God Gives Caleb Courage	31
Lesson 4	God Makes a Donkey Talk	43

AMAZING LOVE

Lesson 5	Jesus Heals a Crippled Woman	55
Lesson 6	Jesus Heals a Blind Man	67
Lesson 7	Jesus Claims to Be God's Son	79
Lesson 8	The Lost Sheep and Lost Coin	91
Lesson 9	Parable of the Prodigal Son	103

SERMON ON THE MOUNT: FOLLOWING JESUS

Lesson 10	The Golden Rule	115
Lesson 11	The Narrow Gate	127
Lesson 12	True Disciples	139
Lesson 13	Firm Foundation	151



We're Spot and Dot, and we're going to help you as you lead kids through these Bible lessons.




Is Christmas or Easter coming up? You can access your free digital holiday lessons in the Digital Download Center. If you want a printed copy, order one online at group.com.

Welcome

WELCOME TO TWO OR MORE

The children's curriculum specially designed for small churches!



Small Churches Rock!

We see you, small churches. And we love you!

For too long, you've had to adapt curriculums that are geared for big groups of kids or that felt like big productions—when you have totally different needs and strengths.

And that's why we created Two or More—to help you shine!

With Two or More, you can rest assured that every lesson is designed just for you. Every lesson will...

- be simply laid out and easy to follow—easy to glance at quickly to maintain eye contact with kids
- be geared for smaller, mixed-age groups of kids
- help you capitalize on your greatest strength: your ability to foster relationships

...all while helping kids know Jesus and build lifelong faith!

Here's a fact: One of the greatest emotional needs kids have is to feel *seen*, *known*, and *loved*. To have that sense of “I belong here” and “people would notice if I weren't here.”

Those needs can be hard for big churches to fill. It takes a lot of intentionality for big churches to create small groups and make every child feel like he or she has a place.

But for you? That's your greatest strength! When you have only a few kids, you can't help but connect with them! Every child who comes into your church is seen, known, and loved.

Maybe you've thought that unless you grow in number, your efforts are of limited value—like teaching only a few kids isn't really making a big impact. But consider this: Jesus loved small. Sure, he taught big crowds. But he really invested his time in a relationship with 12 followers. And even among them, he had three he mentored even more closely.

When a boy brought Jesus a small offering of fish and bread, Jesus made it work. When Jesus saw a mustard seed, he said *that's* what faith should be like. When one sheep went missing, he noticed—and cared a lot.

Jesus can do a lot with small.

HOW DOES IT WORK?

You may be wondering...can I really teach effectively when I have 3-year-olds and 12-year-olds in the same class?

Yes!

Two or More ensures that every lesson will be impactful to a child of any age.

Here are the ingredients of our secret sauce to ensure kids across age ranges are impacted:

- **Mentoring.** Older kids help younger kids, giving older kids a leadership role and responsibility.
- **Adaptability.** We've provided tips if you need to skew for a mostly younger or mostly older group.
- **Movement.** Because kids are moving, they're engaged—and kids of all ages need to move.
- **Authenticity.** You'll find thought-provoking, personal questions that don't ask kids to recite facts or knowledge.
- **Simplicity.** Kids learn *one* easy-to-remember Bible point each week.
- **YOU.** Because you're there, loving every one of them, kids will walk away feeling seen, known, and loved.

Plus, you'll find that while each quarter of Two or More includes bite-size themes, you'll work through the Bible, both Old and New Testament, every year! This approach helps you give a strategic, thoughtful faith foundation to kids in your ministry.

We've curated the most small-church-friendly parts of Dig In curriculum, adapted it just for you, and designed it in a glanceable layout that you're sure to love.

TWO OR MORE LESSONS

So, what can you expect as you dive into Two or More?

Check In

This section was designed to really hone in on the small church's ability to see and know kids. Each week, there's a general question about how kids are doing—a chance for them to share openly. And because you only have a few kids, there's time for *everyone* to share.



Set the Stage

To set the stage, you'll ask a more fun, imaginative question that helps kids gear up for the day's Bible point or story.

Experience the Bible

Kids won't sit passively and listen to you tell a Bible story. The Bible comes to life in an experiential way! With simple, effective experiences, kids get to unpack what happened in the Bible...and why that matters today.

Hands-On Discovery

We surveyed small churches and found that most of you *love* to do crafts or science experiments. In Hands-On Discovery, kids get their hands busy and make exciting crafts or see how science can point us to God. But these crafts and object lessons aren't merely busy work—they're intentional experiences geared toward discovery and life application.

Play a Game

Yes, you can play games! Even with mixed ages. Even with only two kids. You'll never see a game in Two or More that requires you to break into teams...because we know your small group may *be* a team! But we also know that kids love to play *with you*. So, no matter how many kids you have, join in the fun to help build relationships! Plus, every game wraps up with questions that help kids make a connection to the Bible point.

Activity Pages With a Purpose

Coloring sheets and puzzles are nothing new in children's ministry. But *these* puzzles are! That's because these aren't time-fillers to set out and keep kids quiet. Each puzzle is an experience that...you guessed it...leads to discovery. And because you have mixed ages, you'll find a puzzle option and a coloring option that appeals to whatever skill level kids have.

Pray Together

Of course, prayer is important! And this section models that by helping kids get involved in praying, rather than simply hearing their teacher pray. With your smaller group, it's a great chance to give *every child* a turn to pray.

BONUS: Explore More

We know that some churches are pressed for time, and may not even be able to use all the experiences above! But we also know that sometimes, you have more than an hour to teach, and we want to make sure every moment counts. Your time with kids is limited and precious, so don't rely on disconnected games and activities to "fill time." Instead, use this intentional experience that furthers kids' exploration of the Bible point.

BONUS: Sing Together

We know that some small churches have kids in "big church" for worship, and others don't. So if you need to incorporate worship music in your lesson, we've got you covered with all-included downloadable music videos and audio tracks in the Digital Download Center. Need a DVD? The Best of Dig In DVD, available at group.com, has all the same great songs you'll find online!

Don't feel like you have to do *all* the options. With Two or More's one-point learning, you're guaranteed to cover the point of the lesson, no matter how far you get!



God Gives Ten Commandments

Exodus 20:1-21

1

Lesson




Teacher Background

What Happens: While Moses is up on a mountain listening to God, God gives him the Ten Commandments. These important instructions are more than just God handing down rules; they're guidelines to help his people live better lives. God doesn't want us to get hurt, so he gives us the Ten Commandments.

Why It Matters: Whether or not the kids in your class are familiar with the Ten Commandments, they'll definitely be familiar with rules. And most kids don't look favorably on rules. Help kids see that God's rules help us know how to live a better life.

Think About: Consider the Ten Commandments. How have you gotten hurt by disobeying them? How have things worked out better by obeying them?

Pray that God will help kids obey his rules for better living.



Point

God doesn't want us to get hurt.



Key Verse

"Trust in the Lord with all your heart; do not depend on your own understanding. Seek his will in all you do, and he will show you which path to take."

Proverbs 3:5-6

QUICK TIP

Throughout the lesson, ask kids to listen to your requests and respond the first time you ask. For example, if you ask kids to clean up after a craft, move chairs, or organize supplies, expect them to comply right away. Compliment kids on their sharp "first time" listening skills and their quick response times. Tell kids that when they listen and respond promptly, it makes the class run better so everyone can have more fun.

This Lesson at a Glance



WHAT HAPPENS	KIDS DISCOVER
CHECK IN Connect about the week.	The importance of friendships at church.
SET THE STAGE Share about a topic related to the lesson.	The connection between their world and the Bible.
EXPERIENCE THE BIBLE Have a prayer experience that goes through the Ten Commandments.	What God's rules are and how they help us.
HANDS-ON DISCOVERY Make stick figures that can fall safely with a parachute.	How God's commandments are like a parachute, keeping us safe.
PLAY A GAME Play a tossing game but are careful not to hurt one another.	How to treat others carefully.
ACTIVITY PAGES WITH A PURPOSE Play a board game.	Why doing the right thing is helpful.
PRAY TOGETHER Pray about a commandment that's hard to obey.	How God can help us when we struggle to obey.

BONUS OPTIONS	EXPLORE MORE Make a density column to see how rules protect us.	How God's rules protect us.
	SING TOGETHER Sing worship songs together.	How to celebrate God.

	MINUTES	EASY SUPPLIES	EASY PREP
	5		
	5		
	10	<input type="checkbox"/> Bible <input type="checkbox"/> paper	
	10	<input type="checkbox"/> round coffee filters (1 per child) <input type="checkbox"/> yarn <input type="checkbox"/> scissors <input type="checkbox"/> chenille wires	<input type="checkbox"/> Make a sample craft to show kids.
	10	<input type="checkbox"/> foam ball	
	10	<input type="checkbox"/> "God Gives Ten Commandments" Activity Page (page 15) <input type="checkbox"/> pompoms <input type="checkbox"/> dice	
	5	<input type="checkbox"/> slips of paper <input type="checkbox"/> pens	

	10	<input type="checkbox"/> small clear cup <input type="checkbox"/> two 3-ounce paper cups <input type="checkbox"/> honey <input type="checkbox"/> milk (about 4 tbsp) <input type="checkbox"/> vegetable oil (about 4 tbsp) <input type="checkbox"/> plastic checkers <input type="checkbox"/> small pompoms	<input type="checkbox"/> Pour a small amount of milk and vegetable oil into 3-ounce cups, 1 liquid per cup.
	10	<input type="checkbox"/> worship music <input type="checkbox"/> media player	<input type="checkbox"/> Download songs from the Digital Download Center.



CHECK IN (5 MINUTES)

- Thank kids for coming and have kids double high-five a friend.
- Make announcements and collect offering.
- Celebrate any birthdays by having kids spell “happy birthday” with their arms, YMCA-style.

ASK: What do you want to tell everyone today? Share your own quick story first, and then let everyone share! For groups of more than six, have kids share in pairs so everyone has a turn to talk.



SET THE STAGE (5 MINUTES)

SAY: Today we’re going to learn about some rules God gave us that keep us from getting hurt. ➡ **God doesn’t want us to get hurt.** But we’ve all been hurt at some point.

ASK: Tell about a time you got hurt. Share your own quick story about a physical injury first, and then let everyone share! If possible, you could even show scars, bruises, or cuts.

SAY: It’s no fun to get hurt! We talked about physical hurts, but sometimes we get hurt in our hearts. ➡ **God doesn’t want us to get hurt,** so he gives us rules that help us avoid hurting one another’s hearts. Let’s look in the Bible to find out about them. The Bible is an amazing book. God can talk to us through the Bible. He’s ready to talk to you right now.



EXPERIENCE THE BIBLE (10 MINUTES)



SUPPLIES

- Bible
- paper

PRAISE



Open your Bible to Exodus 20, and show kids the words.

SAY: God made 10 rules for his people, called the Ten Commandments. The Ten Commandments help us have a better friendship with God and with other people. Let’s learn about some of the Ten Commandments.



Read Exodus 20:2-4, 7.

SAY: These verses help us worship God, put him before anything else in our lives, and talk about God in nice ways. Let’s try a little experiment.

Have kids say their own names in a mocking or harsh tone.

ASK: How did it feel when you heard your name spoken that way?

SAY: Imagine if people used your name like that all the time. That would hurt your feelings, and it would hurt your relationship with those people.

It hurts our relationship with God when we use his name the wrong way.

➡ **God doesn’t want us to get hurt** or hurt our relationship with him.

So let’s call out nice words that describe God. Allow time.

REST

SAY: Let's learn another commandment.



Read Exodus 20:8-10.

SAY: Let's have a restful prayer. Get into a comfortable position. You might even lie down. Close your eyes. You don't need to say anything to God. Just rest and feel him around you. Allow a minute or so for rest.

TALK ABOUT PARENTS

SAY: The fifth commandment might be the hardest one for kids.



Read Exodus 20:12.

ASK: What's a rule in your home that helps keep you safe?

SAY: Parents and caregivers make rules to keep us safe and so we don't hurt ourselves or others. ➡ **God doesn't want us to get hurt.**

TWIST THE "TRUTH"

SAY: Let's hear another commandment.



Read Exodus 20:16.

Give each child a piece of paper. Have kids start to bend and twist their papers as everyone discusses this question.

ASK: What are some ways people lie or avoid the truth?

SAY: Lying might mean saying something untrue or twisting the truth to make things look better. But look what happens when we twist the truth.

Have kids try to smooth their papers back out.

SAY: Lying can quickly get out of hand. And just as we couldn't fix our papers, we can't go back and undo telling a lie. ➡ **God doesn't want us to get hurt by lying to each other.** Let's read the next commandment.

TURN WANTS INTO THANKS



Read Exodus 20:17.

ASK: Covet is a fancy word for "want." What do you want, but don't have?

SAY: It hurts us to focus on all the things we want, because we forget to be thankful for what God has given us. ➡ **God doesn't want us to get hurt.**

ASK: What are some things you have, and are thankful for?

SAY: God gave us the Ten Commandments because ➡ **God doesn't want us to get hurt.** When we disobey them, we hurt ourselves, we hurt our relationships with each other, and we hurt our relationship with God.



CELEBRATE SMALL

Mixed ages can be a real advantage! Asking younger kids to call out praises aloud might not work well in age-graded classrooms. But with the older kids there to set a role model, you're teaching kids to feel comfortable praying aloud!





SUPPLIES

- round coffee filters (1 per child)
- yarn
- scissors
- chenille wires

EASY PREP

- Make a sample craft to show kids.



MAKE FIGURES

Set out chenille wires. Show kids your sample craft, and have kids use chenille wires to each make a person for the craft. (You can either have older kids help younger kids or allow younger kids to give it a try, recognizing that their “people” may not look like people.) Here’s how to make them:

- Bend a wire in half, and twist the bent part to make a head.
- Continue twisting below the head to make the torso.
- Stop twisting about halfway down, and bend out legs and feet.
- Twist a second chenille wire around the torso to make arms. Cut the ends so the arms look proportional.

SAY: Let’s see how our people fall without anything to keep them safe.

Have kids drop their people.

SAY: Uh-oh. That didn’t go so well. If those were real people, they’d be hurt. Let’s find a way to help them fall safely.

MAKE PARACHUTES

Give each child a coffee filter and a piece of paper. Set out scissors and yarn for kids to share. Then have kids make their own parachutes by following these steps (older kids can help younger kids as needed):

- Cut two slits near opposite edges of the coffee filter.
- Tie a piece of yarn to each slit, knotting it inside the filter.
- Wrap one of the chenille wire “hands” around the other end of each piece of yarn. It’s important that the yarn pieces are fairly equal in length. We recommend 5- to 7-inch pieces.

DROP THE PEOPLE AGAIN

SAY: Let’s see how our people fall now, with parachutes to keep them safe.

The best way to drop the people is to crease the top of the parachute, hold it by the crease, and then drop it. Without the crease, the yarn pieces may tangle around the parachute, causing it to fail.

TALK ABOUT IT

ASK: How are the Ten Commandments like a parachute? different?

SAY: ➡ **God doesn’t want us to get hurt.** That’s why he gave us the Ten Commandments. If the parachute person was a real man, he’d get hurt falling without the parachute. But when we gave him a parachute, he could fall safely and gently.

God’s commandments help people avoid getting hurt. Let’s practice how to show kindness instead of hurting others.

QUICK TIP

If you anticipate mostly younger kids, consider making the people shapes ahead of time and supplying markers so kids can decorate their parachutes. It works best to put paper under the parachutes before coloring to catch any bleed-through.



TOSS CAREFULLY

SAY: ➡ **God doesn't want us to get hurt.** And he doesn't want us to hurt others! In this game, you'll get to throw stuff at each other. But you'll throw *carefully* because we don't want to hurt each other!

- Get out a foam ball.
- Give the ball to one child.
- Everyone will cluster together in the middle of the room.
- The child with the ball will count to three using "Mississippi" between numbers.
- During the counting time, everyone will run as far as they can.
- On three, the child in the middle will throw the ball at another child—but only at the knees or below.
- Swap roles and keep playing.
- Let the game keep going as time allows.

SUPPLIES

- foam ball




TALK ABOUT IT

Lead everyone in this discussion.

ASK: What did you do to throw carefully so you didn't hurt anyone?

ASK: What's one thing you can do this week to treat others more kindly instead of hurting people?

SAY: ➡ **God doesn't want us to get hurt.** He gave us the Ten Commandments with guidelines to help us not hurt others. We can obey our parents, not do things that hurt people physically, not steal from people, not lie to people, and avoid being jealous.



ACTIVITY PAGES WITH A PURPOSE (10 MINUTES)



SUPPLIES

- “God Gives Ten Commandments” Activity Page (1 per child) (page 15)
- “God Gives Ten Commandments” Coloring Page (1 per younger child) (page 16)
- pompoms
- dice
- crayons

QUICK TIP

For younger kids, provide the Coloring Page and crayons as an alternative.

SAY: The Ten Commandments are about God’s plan to keep us from getting hurt! If everyone obeyed them, the world would be a much better place. No one would hurt anyone else! And ➡ **God doesn’t want us to get hurt.**

Let’s play a game kind of like Chutes and Ladders that will help you see how the Ten Commandments help us.

Kids form pairs and share an activity page. They’ll take turns rolling the dice and moving that many spaces, climbing up stairs and sliding down hills. Kids will use pompoms as playing pieces.

As kids play, lead this discussion.

ASK: When has doing the right thing helped keep you safe? Share your own example first.

SAY: Obeying the Ten Commandments isn’t about following the rules or being good. It’s about following God’s best plan for our lives. And God can help us do that when we ask.



PRAY TOGETHER (5 MINUTES)



SUPPLIES

- slips of paper
- pens

QUICK TIP

If you have mostly older kids, have them look up Exodus 20 and choose a more specific commandment to write on their paper.

WRITE WHAT’S BEST

Distribute slips of paper and pens.

SAY: ➡ **God doesn’t want us to get hurt.** The Ten Commandments can be split into two main categories: how to love God, and how to love people. Think about which is harder for you to do.

Kids can draw either a cross (for God) or a stick figure (for people) to make their choice. Allow time.

PRAY

SAY: ➡ **God doesn’t want us to get hurt.** That’s why he gave you the rule you’re holding. Hold your paper and ask God how he wants to protect you or others with that rule. Then just stop and listen to God. Give him your attention and see what happens.

Allow time for silent prayer and listening to God.

CLOSE

SAY: Sometimes it’s hard to follow the Ten Commandments. In fact, it’s impossible for us to keep them perfectly! But God sent Jesus to forgive us when we disobey. And Jesus can help us follow God’s way better.

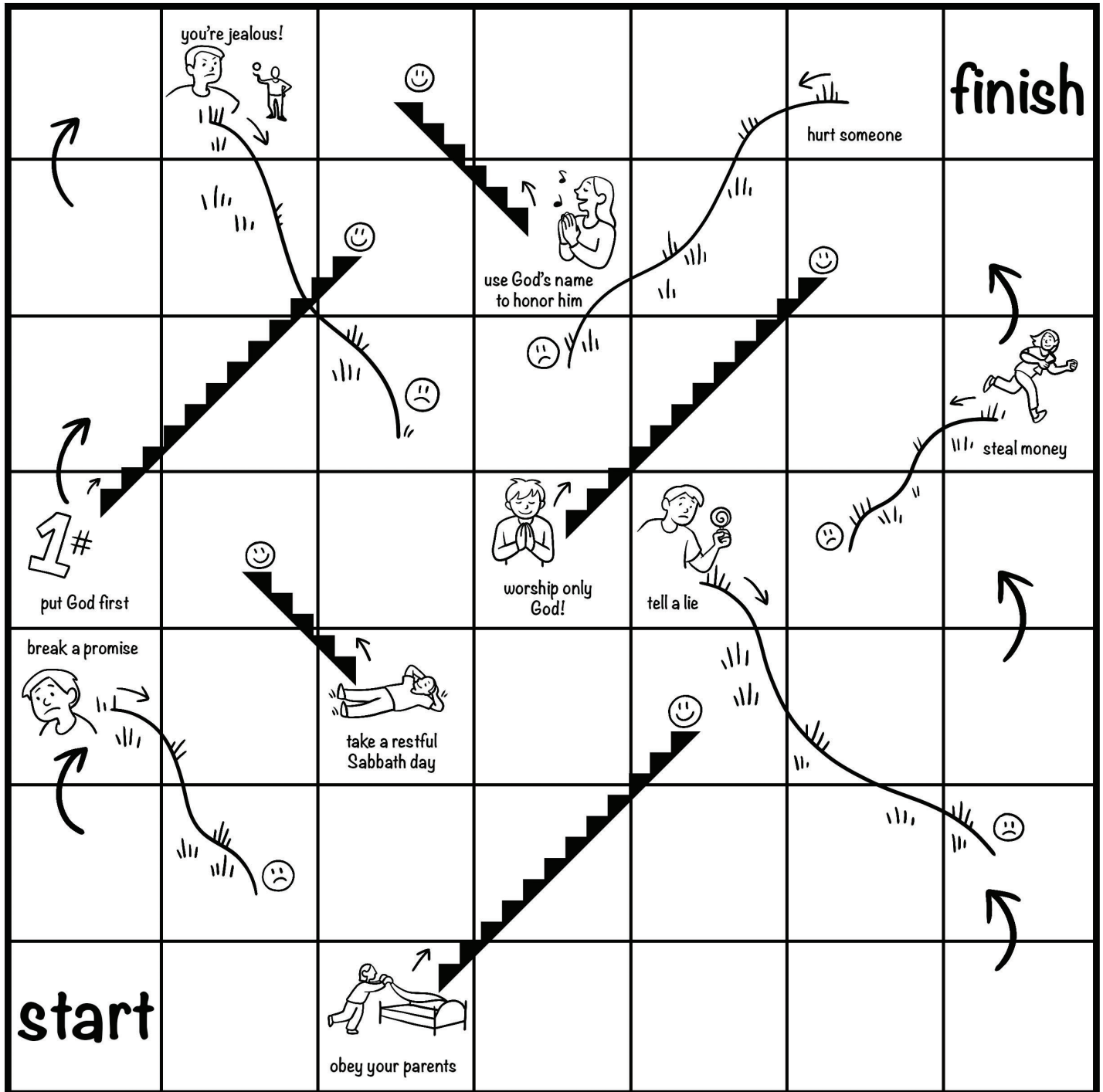
PRAY: God, thank you that ➡ **you don’t want us to get hurt.** Help us obey the Ten Commandments so that we follow your plan, which is the best plan. In Jesus’ name, amen.



God Gives Ten Commandments

Activity Page

Play with a friend! Take turns rolling the dice and moving a pompom along the game board. If you land at the bottom of a staircase, go up! If you land at the top of a hill, slide down. Can you get to the finish space?



God Gives Ten Commandments

Coloring Page



Exodus 20:1-21: After God's people escaped Egypt, he wanted to make sure they knew the best way to live so they wouldn't hurt themselves or each other. He gave them the Ten Commandments. These rules are God's best way for us, too! *God doesn't want us to get hurt.*



SQUEEZE HONEY

Have a child help you squeeze about ½ inch of honey into a cup.

SAY: Imagine this honey is you and the cup is your life. Life isn't always sweet. Just like the Israelites, sometimes we don't trust God or put him first. In our Bible story, God gave his people the Ten Commandments to show how their lives were supposed to be different from the other people around them.

ADD VEGETABLE OIL AND MILK

Show kids the vegetable oil.

SAY: This oil represents one of God's rules. God's rules are good, and they help us live better lives.

Have a child pour the cup of vegetable oil onto the honey.

SAY: Rules create a safe boundary that keeps us from being hurt by these things. Let's say this milk is another one of God's rules. Like milk, God's rules are good for you!

Invite another child to pour the cup of milk into the clear cup. At first it will mix with the oil, and then it will separate and settle between the honey and oil.

ADD GAME PIECES

SAY: Some people may think that rules keep us from having fun, but really, rules can protect us from being hurt. Imagine these checkers and pompoms are things that can hurt us. Let's see if the milk and oil protect the honey from these objects.

Have kids drop several checkers and pompoms into the cup to see if they sink to the honey.

TALK ABOUT IT

ASK: What surprised you about how the objects landed?

SAY: The oil caught the pompoms so they didn't sink into the honey. The layer of milk caught the game pieces and didn't let them sink into the honey.

ASK: How are the milk and oil like the rules God gives his people to follow?

SAY: ➡ **God doesn't want us to get hurt**, so he gave us good rules that provide boundaries. Those boundaries help keep us safe from physical or emotional harm. They help us live God's way—the best way.

SUPPLIES

- small clear cup
- two 3-ounce paper cups
- honey
- milk (about 4 tbsp)
- vegetable oil (about 4 tbsp)
- plastic checkers
- small pompoms

EASY PREP

- Pour a small amount of milk and vegetable oil into 3-ounce cups, 1 liquid per cup.



CELEBRATE SMALL

One big advantage of a smaller group is that everyone is included! Everyone can have a chance to drop something in the cup, and everyone can gather around the experiment and see it well!

BONUS OPTION**SING TOGETHER** (10 MINUTES)**SUPPLIES**

- worship music
- media player

EASY PREP

- Download songs from the Digital Download Center.

Sing worship songs with your kids.



Spend 13 weeks diving into these exciting topics with your small group of kids!

Trusting God			
1	God Gives Ten Commandments	Exodus 20:1-21	God doesn't want us to get hurt.
2	God Sees Aaron Make an Idol	Exodus 32:1-29; 40:12-15	God loves us even when we go along with the crowd.
3	God Gives Caleb Courage	Numbers 13:1-14:9	God is bigger than our fears.
4	God Makes a Donkey Talk	Genesis 15	God keeps his promises to us.
Amazing Love			
5	Jesus Heals a Crippled Woman	Luke 13:10-17	Jesus does what's right—no matter what.
6	Jesus Heals a Blind Man	John 9:1-41	Jesus has the power to heal.
7	Jesus Claims to Be God's Son	John 10:22-42	Jesus is God's Son.
8	The Lost Sheep and Lost Coin	Luke 15:1-10	Jesus looks for us.
9	Parable of the Prodigal Son	Luke 15:11-32	Jesus loves us no matter what.
The Sermon on the Mount: Following Jesus			
10	The Golden Rule	Matthew 7:12; 18:21-35	Treat others the way you want to be treated.
11	The Narrow Gate	Matthew 7:13-14; John 14:6	Jesus is the only way to heaven.
12	True Disciples	Matthew 7:15-23	Jesus' friends live like him.
13	Firm Foundation	Matthew 7:24-29	Following Jesus is the best way to live.

With Two or More™, you can build relationships with kids of all ages and engage in meaningful experiences whether you have two...or a few!

two or more
Small Church Curriculum for Kids™

Copyright © Group Publishing,
a division of David C Cook
group.com/TwoOrMore 800.447.1070

ISBN 978-1-4707-8173-6



9 781470 781736
Printed in the U.S.A.




QUARTER 2

two or more™

Small Church Curriculum for Kids™

LEADER GUIDE

Only Preschoolers Ages 3-5



Small Church Curriculum for Kids™

Leader Guide

Only Preschoolers



Group resources really work!

This Group resource incorporates our R.E.A.L. approach to ministry. It reinforces a growing friendship with Jesus, encourages long-term learning, and results in life transformation, because it's:

Relational

Person-to-person interaction enhances spiritual growth and builds Christian friendships.

Experiential

What we experience through action and discussion sticks with us up to 9 times longer than what we simply hear or read.

Applicable

The aim of ministry is to equip people to be both hearers and doers of God's Word.

Lifelong

Experiences transform the heart, moving faith beyond the walls of church and into everyday life for years to come.

Two or More™

Small Church Curriculum for Kids™

Only Preschoolers

Copyright © 2025 Group Publishing, a division of David C Cook/0000 0001 0362 4853
All rights reserved. No part of this book may be reproduced in any manner whatsoever without prior written permission from the publisher, except where noted in the text and in the case of brief quotations embodied in critical articles and reviews. For information, visit group.com/permissions.

Visit our website: group.com

Credits

Photography: Rodney Stewart

Executive Director of Content Creation: Jody Brolsma

Editorial Team: Jody Brolsma, Laycie McClain, Ali Thompson

Assistant Editors: Lyndsay Gerwing, Micaiah Lee

Design Team: Jeff Storm, Stephen Caine, Karlie Pape

Scripture quotations are taken from the Holy Bible, New Living Translation, copyright © 1996, 2004, 2015 by Tyndale House Foundation. Used by permission of Tyndale House Publishers, Inc., Carol Stream, Illinois 60188. All rights reserved.

ISBN 978-1-4707-8175-0

Printed in the U.S.A.

10 9 8 7 6 5 4 3 2 1

28 27 26 25

Contents

Quarter 2

Welcome

Intro

Welcome to Two or More4

TRUSTING GOD

Lesson 1

God Gives Ten Commandments7

Lesson 2

God Sees Aaron Make an Idol19

Lesson 3

God Gives Caleb Courage31

Lesson 4

God Makes a Donkey Talk43

AMAZING LOVE

Lesson 5

Jesus Heals a Crippled Woman55

Lesson 6

Jesus Heals a Blind Man67

Lesson 7

Jesus Claims to Be God's Son79

Lesson 8

The Lost Sheep and Lost Coin91

Lesson 9

Parable of the Prodigal Son103

SERMON ON THE MOUNT: FOLLOWING JESUS

Lesson 10

The Golden Rule115

Lesson 11

The Narrow Gate127

Lesson 12

True Disciples139

Lesson 13

Firm Foundation151




We're Spot and Dot, and we're going to help you as you lead kids through these Bible lessons.

Is Christmas or Easter coming up? You can access your free digital holiday lessons in the Digital Download Center.

Welcome

WELCOME TO TWO OR MORE

The children's curriculum specially designed for small churches!



Small Churches Rock!

We see you, small churches. And we love you!

For too long, you've had to adapt curriculums that are geared for big groups of kids, or that felt like big productions—when you have totally different needs and strengths.

And that's why we created Two or More—to help you shine!

With Two or More, you can rest assured that every lesson is designed just for you. Every lesson will...

- be simply laid out and easy to follow—easy to glance at quickly to maintain eye contact with kids
- be geared for smaller groups of kids
- help you capitalize on your greatest strength: your ability to foster relationships

...all while helping kids know Jesus and build lifelong faith!

Here's a fact: one of the greatest emotional needs kids have is to feel *seen*, *known*, and *loved*. To have that sense of “I belong here” and “people would notice if I weren't here.”

Those needs can be hard for big churches to fill. It takes a lot of intentionality for big churches to create small groups and make every child feel like he or she has a place.

But for you? That's your greatest strength! When you have only a few kids, you can't help but connect with them! Every child who comes into your church is seen, known, and loved.

Maybe you've thought that unless you grow in number, your efforts are of limited value—like teaching only a few kids isn't really making a big impact. But consider this: Jesus loved small. Sure, he taught big crowds. But he really invested his time in a relationship with 12 followers. And even among them, he had three he mentored even more closely.

When a boy brought Jesus a small offering of fish and bread, Jesus made it work. When Jesus saw a mustard seed, he said that's what faith should be like. When one sheep went missing, he noticed—and cared a lot.

Jesus can do a lot with small.

HOW DOES IT WORK?

You may be wondering...will this really be age-appropriate for my preschoolers?

Yes!

Two or More ensures that every lesson is simple and applicable for preschoolers.

Here are the ingredients of our secret sauce to make lessons meaningful for preschoolers:

- **Simplicity.** Kids learn one easy-to-remember Bible point each week.
- **Discussion.** We help preschoolers process discoveries and share their own stories through simple, preschool-friendly questions.
- **Application.** We make sure preschoolers know *why* the Bible story matters to them with application that makes sense in a 3-year old's world.
- **Movement.** Because kids are moving, they're engaged, and you'll keep their short attention spans.
- **YOU.** Because you're there, loving every one of them, kids will walk away feeling seen, known, and loved.

Plus, you'll find that while each quarter of Two or More includes bite-size themes, you'll work through the Bible, both Old and New Testament, every year! This approach helps you give a strategic, thoughtful faith foundation to kids in your ministry.

We've curated the most small-church-friendly parts of Dig In curriculum, adapted it just for you, and designed it in a glanceable layout that you're sure to love.



TWO OR MORE LESSONS

So what can you expect as you dive into Two or More?

Check In

This section was designed to really hone in on the small church's ability to see and know kids. Each week, there's a general question about how kids are doing—a chance for them to share openly. And because you have only a few kids, there's time for *everyone* to share.

Set the Stage

To set the stage, you'll ask a more fun, imaginative question that helps kids gear up for the day's Bible point or story.

Experience the Bible

Kids won't sit passively and listen to you tell a Bible story. The Bible comes to life in an experiential way! With simple, effective experiences, kids get to unpack what happened in the Bible...and why that matters today.

Hands-On Discovery

We surveyed small churches and found that most of you love to do crafts or science experiments. In Hands-On Discovery, kids get their hands busy and make exciting crafts or see how science can point us to God. But these crafts and object lessons aren't merely busy work—they're intentional experiences geared toward discovery and life application.

Play a Game

Yes, you can play games! Even with mixed ages. Even with only two kids. You'll never see a game in Two or More that requires you to break into teams...because we know your small group may *be* a team! But we also know that kids love to play *with you*. So no matter how many kids you have, join in the fun to help build relationships! Plus, every game wraps up with questions that help kids make a connection to the Bible point.

Color and Create

Coloring sheets provide a visual preschoolers can enjoy and take home. These coloring sheets also include the Bible passage and a summary of what they learned, so parents can get a quick glance at what their kids are learning. Plus, some coloring sheets involve adding extra fun elements!

Pray Together

Of course, prayer is important! And this section models that by helping kids get involved in praying rather than simply hearing their teacher pray. With your smaller group, it's a great chance to give *every child* a turn to pray.

BONUS: Explore More

We know that some churches are pressed for time and may not even be able to use all the experiences above! But we also know that sometimes you have more than an hour to teach, and we want to make sure every moment counts. Your time with kids is limited and precious, so don't rely on disconnected games and activities to "fill time." Instead, use this intentional experience that furthers kids' exploration of the Bible point.

BONUS: Sing Together

We know that some small churches have kids in "big church" for worship and others don't. So if you need to incorporate worship music in your lesson, we've got you covered with all-included downloadable music videos and audio tracks in the Digital Download Center. Need a DVD? The Best of Dig In DVD, available at group.com, has all the same great songs you'll find online! If you do use media, this is a great opportunity to involve teenagers as leaders—most teens know a lot about technology!

Don't feel like you have to do *all* the options. With Two or More's one-point learning, you're guaranteed to cover the point of the lesson, no matter how far you get!



God Gives Ten Commandments

Exodus 20:1-21

Lesson

1




Teacher Background

What Happens: While Moses is up on a mountain listening to God, God gives him the Ten Commandments. These important instructions are more than just God handing down rules; they're guidelines to help his people live better lives. God doesn't want us to get hurt, so he gives us the Ten Commandments.

Why It Matters: Whether or not the kids in your class are familiar with the Ten Commandments, they'll definitely be familiar with rules. And most kids don't look favorably on rules. Help kids see that God's rules help us know how to live a better life.

Think About: Consider the Ten Commandments. How have you gotten hurt by disobeying them? How have things worked out better by obeying them?

Pray that God will help kids obey his rules for better living.



Point:

God doesn't want us to get hurt.



Key Verse:

"Trust in the Lord with all your heart; do not depend on your own understanding. Seek his will in all you do, and he will show you which path to take."

Proverbs 3:5-6

QUICK TIP

Throughout the lesson, ask kids to listen to your requests and respond the first time you ask. For example, if you ask kids to clean up after a craft, move chairs, or organize supplies, expect them to comply right away. Compliment kids on their sharp "first time" listening skills and their quick response times. Tell kids that when they listen and respond promptly, it makes the class run better so everyone can have more fun.

This Lesson at a Glance



WHAT HAPPENS	KIDS DISCOVER
CHECK IN Connect about the week.	The importance of friendships at church.
SET THE STAGE Share about a topic related to the lesson.	The connection between their world and the Bible.
EXPERIENCE THE BIBLE Talk about things that make them safe and see how God's rules keep them safe.	How God's rules help us know how to live.
HANDS-ON DISCOVERY Make wearable armor.	How God's rules protect us.
PLAY A GAME Try not to step on the floor.	That God's rules keep us safe.
COLOR AND CREATE Color a picture of the Bible story.	What happened in the Bible story.
PRAY TOGETHER Revisit the supplies from Experience the Bible and talk with God.	How God can help us follow his rules.

BONUS OPTIONS	EXPLORE MORE Experience how God's rules protect our relationships.	How disobeying can hurt our friendships.
	SING TOGETHER Sing worship songs together.	How to celebrate God.

	MINUTES	EASY SUPPLIES	EASY PREP
	5		
	5		
	10	<input type="checkbox"/> Bible <input type="checkbox"/> blocks (at least 1 per child and 1 per adult) <input type="checkbox"/> soft toys from around your room	
	10	<input type="checkbox"/> 8½x11 sheets of card stock (2 per child) <input type="checkbox"/> thin ribbon cut into approximately 15-inch lengths (2 per child) <input type="checkbox"/> stickers <input type="checkbox"/> hole punch	<input type="checkbox"/> Punch 2 holes in each sheet of card stock. <input type="checkbox"/> Make a sample craft to show kids.
	10	<input type="checkbox"/> small floor-covering “spots” (poly spot markers, carpet squares, or paper towels work well)	<input type="checkbox"/> Spread out the spots around the playing space, close enough for kids to step on to cross the room.
	10	<input type="checkbox"/> “God Gives Ten Commandments” Coloring Page (page 15) <input type="checkbox"/> crayons	
	5	<input type="checkbox"/> blocks (at least 1 per child and 1 per adult) <input type="checkbox"/> soft toys from around your room	

	10	<input type="checkbox"/> sheet of 11x17 paper <input type="checkbox"/> pencil <input type="checkbox"/> scissors	<input type="checkbox"/> Make a paper-doll chain, following the instructions on page 17.
	10	<input type="checkbox"/> worship music <input type="checkbox"/> media player	<input type="checkbox"/> Download songs from the Digital Download Center.



CHECK IN (5 MINUTES)

- Thank kids for coming and have preschoolers show their goofiest faces to everyone around them.
- Make announcements and collect offering.
- Celebrate any birthdays by having preschoolers say “happy birthday” in a funny voice.

ASK: What do you want to tell everyone today? Share your own quick story first, and then let everyone share! For groups of more than six, have kids share in pairs so everyone has a turn to talk.



SET THE STAGE (5 MINUTES)

SAY: Today we'll learn that **God doesn't want us to get hurt.**

ASK: Tell about a cut, bruise, or scar you have. Share your own quick story first, and then let everyone share!

SAY: Sometimes we make a choice that gets us hurt—like if we run into the street without looking both ways, it's very dangerous and we might get hurt. **God doesn't want us to get hurt**, so he gave us a few rules that will help keep us safe. We can read about them in the Bible. The Bible is God's special book.



EXPERIENCE THE BIBLE (10 MINUTES)



SUPPLIES

- Bible
- blocks (at least 1 per child and 1 per adult)
- soft toys from around your room

TALK ABOUT IT



Show the Bible.

SAY: God's plan to keep us safe is in the Bible. It's called the Ten Commandments. Commandments are sort of like rules.

ASK: What are some things that keep you safe? Examples include door locks, helmets, and life vests.

SAY: We do lots of things to keep us safe. God wants us to be safe, too. God gave his rules to a man named Moses. He even carved the rules into big pieces of stone so Moses and all the people could remember them.

BUILD WITH BLOCKS

SAY: The **first** (show one finger), **second** (show two fingers), **third** (show three fingers), and **fourth** (show four fingers) **commandments tell us to make God the most important thing in our lives. We can show that God is the most important thing to us by remembering he's the one and only God.**

Lead kids to show one finger.

SAY: We can show that God is important by loving him more than anyone or anything else. Have kids hug themselves.

SAY: And we can show that God is important to us by spending time with him and saying only good things about him to others.

Quick Tip

We tried to keep this lesson on the Ten Commandments very simple and age-appropriate for little ones. Preschoolers won't walk away being able to recite the Ten Commandments; rather they'll understand that God has special rules in place that help keep us safe because God loves us.



Lead kids to nod “yes.”

SAY: Let’s do something to help us think about God being the most important thing to us.

Invite kids to take turns building a tower with the blocks. On each child’s turn, have the child tell about something that’s important or special to him or her.

After all the children have added at least one block, add the last block.

SAY: All the important and special things you shared are still important, but God wants to be even more important than all those things. When we put God at the very top, it helps keep us safe. God loves us so much, and ➡ **God doesn’t want us to get hurt.**

FOLLOW THE LEADER

SAY: The next rules help us know how to treat others, like our friends, family, and neighbors. Let’s practice each of these good rules, or commandments, now.

One commandment says to honor your father and mother. That means we listen to our mommies and daddies and we do what they say. Let’s play a game to practice obeying now. Ready?

Lead kids in a quick game of Follow the Leader. Have them do simple things, such as raise their arms above their heads, hop, and wiggle their fingers.

SAY: When we obey our parents right away, that’s a way to honor them. Another commandment tells us not to hurt others or steal from them. God wants us to be kind to others because ➡ **he doesn’t want us to get hurt.** Let’s practice doing the opposite of hurting by being kind to others.

Lead children in doing a series of kind things to others in the group—for example, giving hugs or high-fives, patting others on the back, or shaking hands.

TUG-OF-WAR

SAY: God’s last commandment, or good rule, helps keep us safe, too. ➡ **God doesn’t want us to get hurt**, so he tells us to be happy with what we have.

Give each child one of the soft objects you collected ahead of time.

SAY: You can all be happy with the things I gave you. God wants us to be happy with the things we have and not be upset about what others have.

If we’re upset about what others have, it might cause us to have a fight with our friends.

Lead children in gently and playfully playing Tug-of-War with the items you gave them.

SAY: We were playing a silly game just now, but when we really want what others have, it hurts us. And ➡ **God doesn’t want us to get hurt.** That’s why God tells us to be happy with what we have.

Now we’ve learned all of God’s commandments, or good rules, that help keep us safe. ➡ **God doesn’t want us to get hurt.**



Celebrate Small

In your smaller, more intimate group, kids will get a chance to show kindness to *everyone*!





SUPPLIES

- 8½x11 sheets of card stock (2 per child)
- thin ribbon cut into approximately 15-inch lengths (2 per child)
- stickers
- hole punch

EASY PREP

- Punch 2 holes in each sheet of card stock.
- Make a sample craft to show kids.



SAY: God loves us so much. That's why God gave us good rules to follow called the Ten Commandments. The Ten Commandments help keep us safe, just like a seat belt keeps us safe in the car or armor keeps a soldier safe. Armor is stuff soldiers sometimes wear to keep them from getting hurt.

Show preschoolers the sample craft.

SAY: We're going to make this cool armor today to remind us that ➡ **God doesn't want us to get hurt.**

- Give each preschooler two sheets of card stock.
- Let preschoolers decorate one side of each sheet of card stock using stickers.
- As kids work, encourage them to think of rules they follow that keep them from getting hurt.
- Once preschoolers have finished decorating each sheet, help them place one of the pieces of card stock on top of the other with the decorated sides facing out and the holes lined up.
- Help preschoolers thread a length of ribbon through each set of overlapping holes and then tie a knot in each ribbon so that the sheets of card stock are connected by big loops.
- Then help each preschooler put on the armor by placing it over his or her head, with one sheet of card stock in front, one sheet behind, and the ribbon acting as shoulder straps.

SAY: Just like armor keeps soldiers safe, God's rules help keep us from getting hurt in life. ➡ **God doesn't want us to get hurt.**





WALK ON SPOTS

SAY: Let's play a game where rules will help us get across the room safely.

Tell kids to pretend that the floor is hot lava. Invite kids to share what they know about lava, if anything.

SAY: Lava is super-hot, like when your mommy has boiling hot water on the stove and she says "Don't touch!" This super-hot lava comes out of a big mountain called a volcano. Stepping in it would hurt your toes! Ouch! Let's play a game where we'll pretend that the floor is hot lava.

- Explain that everyone will start by standing on a spot at one side of the room.
- When you say "go," kids will move to the other side of the room by stepping only on the spots.
- If they step on the floor, they're in hot lava. Stepping in hot lava means they have to return to the beginning and start again.
- The game ends when everyone is across the room safely.
- Play additional rounds as time allows.

TALK ABOUT IT

SAY: This game had one rule—you could step *only* on the spots.

ASK: How did this rule keep you safe in our pretend game?

SAY: This was just a fun game. There's not really hot lava in our room. That's why we don't have to follow the game rules now that our game is over. But when we follow rules like holding Mommy's hand when we cross the street, it really is keeping us safe from dangerous cars.

The good rules that God gave us really keep us from getting hurt, too.

➡ **God doesn't want us to get hurt.** God loves us so much—that's why he gave us his good rules, called the Ten Commandments.

SUPPLIES

- small floor-covering "spots" (poly spot markers, carpet squares, or paper towels work well)

EASY PREP

- Spread out the spots around the playing space, close enough for kids to step on to cross the room.



Celebrate Small

Your small size is a real advantage in games like this, so kids don't have to wait for a crowd to clear out before they can have a turn to cross.



SUPPLIES

- "God Gives Ten Commandments" Coloring Page (page 15)
- crayons

Distribute the coloring pages and crayons.

SAY: ➡ **God doesn't want us to get hurt. He gave us 10 big rules to help us stay safe. He put them on big pieces of stone so everyone could remember them.**

Allow time for kids to color.



God Gives Ten Commandments

Coloring Page



Exodus 20:1-21: After God's people escaped Egypt, he wanted to make sure they knew the best way to live so they wouldn't hurt themselves or each other. He gave them the Ten Commandments. These rules are God's best way for us, too! *God doesn't want us to get hurt.*



PRAY TOGETHER (5 MINUTES)



SUPPLIES

- blocks (at least 1 per child and 1 per adult)
- soft toys from around your room



PRAY WITH BLOCKS

SAY: Today we heard about special rules God made for us, called the Ten Commandments. We learned that they're good rules because they help keep us away from danger. God loves us so much, and ➡ he doesn't want us to get hurt. Let's ask God for his help with his special rules.

Lead kids to the block tower from earlier, or re-stack a few blocks.

SAY: The blocks helped us learn that God is the most important thing in our lives. He wants us to love him more than anyone or anything else.

Lead kids in a short prayer, asking God for help with loving him the most.

PRAY WITH KINDNESS

Ask kids to give one another high-fives.

SAY: We learned that God wants us to treat others kindly. He wants us to be loving to our friends, family, neighbors, and everyone we meet.

Lead kids in a short prayer, asking God for help with being kind and loving to others.

PRAY WITH SOFT TOYS

Give each child a soft toy to hold on to.

SAY: We learned that God wants us to be happy with the things we have.

Lead kids in a short prayer, asking God for help with being happy with the things we have. Then collect the toys.

SAY: God gave us these commandments because ➡ God doesn't want us to get hurt. God loves us so much! He wants only the best for us! Let's thank him for his great big love and how he protects us with his Ten Commandments.

PRAY: God, you love us so much, and you know what's best for us! Thank you for protecting us with the Ten Commandments. In Jesus' name, amen.



SAY: God doesn't want *any* of us to get hurt. That's why he gave us his good, special rules called the Ten Commandments. Some of God's rules help us know how to treat each other so that we don't hurt other people. In his good rules, God tells us not to steal from other people or lie to each other.

ASK: How does it hurt people when we steal from them? Help preschoolers with ideas if needed—for example, if we take someone's toy, he won't be able to play with it, or if we take someone's snack, she won't have a snack to eat.

ASK: How does it hurt people when we don't tell the truth? Help preschoolers with ideas if needed—for example, if a friend finds out we told a lie, he might have trouble believing us the next time.

SAY: When we take a toy or a snack that doesn't belong to us or when we don't tell the truth, we aren't being kind. Stealing and lying hurt other people's feelings. ➡ **God doesn't want us to get hurt, and that's why he wants us to be kind to each other.**

Hold up the paper-doll chain folded up.

SAY: God gives each of us lots of people who care for us—parents, grandparents, teachers, and friends!

Unfold the paper so preschoolers can see the multiple people connected.

SAY: God wants us to love and be kind to the people he gives us; he wants us to stay close and connected to them.

Refold the paper, and begin making cuts into the arms and legs of the folded person. While making cuts in the paper, continue talking.

SAY: When we steal or lie or disobey, we hurt our friendships with those people.

Try to unfold the paper again. The people figures will come apart and fall separately to the ground.

SAY: When we don't follow God's good rules, we hurt each other. And ➡ **God doesn't want us to get hurt.**

Sometimes it can be hard to follow God's rules. Sometimes we hurt other people's feelings. But God's Son, Jesus, always forgives us, and he helps us follow God's rules better.




SUPPLIES

- sheet of 11x17 paper
- pencil
- scissors

EASY PREP

- Make a paper-doll chain. Cut a sheet of 11x17 paper in half lengthwise so you have a 5½x17-inch piece. Fold the paper back and forth accordion-style. Then draw a person shape on the top layer of paper, making sure that the arms and legs extend all the way to the edges of the folded sheet. Cut out the figure and unfold for a chain of people with connected hands and feet.



Quick Tip

Have extra time? Ask kids to talk about people they feel connected to and how unkindness has hurt someone they love. This is a great opportunity to get to know your kids on a deeper level!

**SUPPLIES**

- worship music
- media player

EASY PREP

- Download songs from the Digital Download Center.

Sing worship songs with your kids.



Spend 13 weeks diving into these exciting topics with your small group of preschoolers!

Trusting God			
1	God Gives Ten Commandments	Exodus 20:1-21	God doesn't want us to get hurt.
2	God Sees Aaron Make an Idol	Exodus 32:1-29; 40:12-15	God loves us even when we go along with the crowd.
3	God Gives Caleb Courage	Numbers 13:1-14:9	God is bigger than our fears.
4	God Makes a Donkey Talk	Numbers 22:21-41	God wants to get our attention.
Amazing Love			
5	Jesus Heals a Crippled Woman	Luke 13:10-17	Jesus does what's right—no matter what.
6	Jesus Heals a Blind Man	John 9:1-41	Jesus has the power to heal.
7	Jesus Claims to Be God's Son	John 10:22-42	Jesus is God's Son.
8	The Lost Sheep and Lost Coin	Luke 15:1-10	Jesus looks for us.
9	Parable of the Prodigal Son	Luke 15:11-32	Jesus loves us no matter what.
The Sermon on the Mount: Following Jesus			
10	The Golden Rule	Matthew 7:12; 18:21-35	Treat others the way you want to be treated.
11	The Narrow Gate	Matthew 7:13-14; John 14:6	Jesus is the only way to heaven.
12	True Disciples	Matthew 7:15-23	Jesus' friends live like him.
13	Firm Foundation	Matthew 7:24-29	Following Jesus is the best way to live.

With Two or More™, you can build relationships with preschoolers and engage in meaningful experiences whether you have two...or a few!

two or more
Small Church Curriculum for Kids™

Copyright © Group Publishing,
a division of David C Cook
group.com/TwoOrMore 800.447.1070

ISBN 978-1-4707-8175-0



9 781470 781750

Printed in the U.S.A.





THIS IS A SAMPLE

The number of pages is limited.

Purchase the item for the complete version.

